



WOLD ECOLOGY LTD

2 Redwood Gardens, Driffield, East Riding of Yorkshire. YO25 6XA.
www.woldecology.co.uk

Middleton Lodge, Middleton on the Wolds

Bat Survey, May 2021.

	Staff Member	Position
Lead surveyor(s) :	Chris Toohie M Sc., MCIEEM Karl Hornsey John Woodmansey Matthew Arnold	Ecologist.
Report prepared by :	Chris Toohie M Sc., MCIEEM	Ecologist.
Authorised by :	Chris Toohie M Sc., MCIEEM	Signature protected
Notes :	This report contains sensitive information concerning protected species and caution should be exercised when copying and distributing to third parties.	
Disclaimer: This report and its content are copyright © 2021 Wold Ecology Ltd. All rights reserved. You may not distribute or commercially exploit the content of this report until a non-draft version of this document has been issued and payment in full has been received by Wold Ecology Ltd. Any unauthorised redistribution or reproduction of part or all the contents of this report will constitute an infringement of copyright. This report was prepared by Wold Ecology Limited solely for use by Jonny Walker. This report is not addressed to and may not be relied upon by any person or entity other than Jonny Walker for any purpose without the prior written permission of Wold Ecology Ltd. Wold Ecology Ltd, its directors, employees and associates accept no responsibility or liability for reliance upon or use of this report (whether or not permitted) other than by Jonny Walker for the purposes for which it was originally commissioned and prepared. In producing this report, Wold Ecology Ltd has relied upon information provided by others. The completeness or accuracy of this information is not guaranteed by Wold Ecology Ltd.		

DOCUMENT CHECKING

Issue No.	Date.	Status.	Verified by.
1	31/05/2021	Draft for internal review.	Daniel Lombard B Sc MCIEEM
2	01/06/2021	Draft for client review.	Chris Toohie MSc MCIEEM

This report contains sensitive information concerning protected species and caution should be exercised when copying and distributing to third parties.

TABLE OF CONTENTS

1.0	EXECUTIVE SUMMARY	2
2.0	INTRODUCTION	4
3.0	BACKGROUND TO SPECIES	6
4.0	ASSESSMENT METHODOLOGY	9
5.0	RESULTS	13
6.0	IMPACT ASSESSMENT	29
7.0	MITIGATION & COMPENSATION	31
8.0	BIRDS	41
9.0	REFERENCES	43
10.0	APPENDICES	44

1.0 EXECUTIVE SUMMARY

1.1 In November 2020, Wold Ecology was commissioned by Johnny Walker to undertake a bat survey at Middleton Lodge, Middleton on the Wolds. The site is located at approximate National Grid Reference SE 92578 49578, in East Yorkshire.

1.2 The field surveys during November 2020 and May 2021 revealed the following roost:

Date	Spp.	Roost type	Structure Reference	Roost Location	Access points (including #)	Dimension of roost or explanation where the roost is
31/05/21 (return)	Common pipistrelle x 1 bat.	Day	Games Room Roost 1	Located in a gap below a tile on the west gable.	External roost x 1 access point	Gap approximately 20mm x 30mm.

1.3 The field survey results are summarised below:

		Application Site Status
Natural England Development License Required prior to building works – Games Room	Bats	<p>As the <u>games room</u> supports a common pipistrelle day roost, any works that will disturb, modify or permanently lose the roost <u>will</u> require a development licence from Natural England. It is also possible that individual bats could turn up roosting in other parts of the games room and or wider site at other times of year. A Natural England licence will be obtained prior to the following works commencing on the games room:</p> <ul style="list-style-type: none"> • Exclusion of bats and destructive searches by a bat licensed ecologist • Roof stripping and maintenance work • Erection of scaffolding adjacent to the building and within 5m of a roost • Pointing of masonry • Soft strip • Demolition <p>The roost will be disturbed and destroyed as part of the proposed conversion and structural repair work to the games room. Details of appropriate mitigation to be included in the Natural England licence application are outlined in section 7.0.</p>
Mitigation required	Barn owl	Evidence of Barn owl <i>Tyto alba</i> was recorded in the stable. See separate Barn Owl Report (Wold Ecology 2021).
Bat Activity Surveys Required - Garage 2	Bats	Although no roosting bats were discovered in garage 2 during the bat activity surveys, bat droppings were discovered in garage 2 during the field surveys and consequently, there is a risk of bats being present in the garage at other times of year, especially during the mid and late summer months. There is currently no work planned for garage 2 although further bat surveys will be required if future building work to garage 2 programmed.
Proceed with caution, timing constraints	Birds	Birds are afforded various levels of protection and levels of conservation status on a species by species basis. The most significant general legislation for British birds lies within Part 1 of the Wildlife and Countryside Act 1981 (as amended). Under this legislation, it is an offence to, kill, injure or take any wild bird, take, damage or destroy the nest of any wild bird while that nest is in use or being built, take or destroy an egg of any wild bird. All nests should remain undisturbed and intact until after the breeding bird season – mid February to early September. Planning consent for a development does not provide a defence against prosecution under this act.

		Bird's nests were observed in the buildings (refer to section 8.0).
No roosting bats, Method Statement approach (Section 7.0) – Stable Garage 1	Bats	The field surveys during November 2020 and May 2021 revealed no evidence of roosting bats in the stable and garage 1. As no bats or signs of bats were recorded in the stable and garage 1, a Natural England European Protected Species development license is not required. The method statement outlined in section 7.2 details the best working practice and precautions to be taken to avoid breaking the law and must be followed and provided to all contractors involved with the renovation of the stable and garage 1.
No roosting bats, Method Statement approach (Section 7.0) – Farmhouse	Bats	The field surveys during August 2020, September 2020 and May 2021 revealed no evidence of roosting bats in the farm house. As no bats or signs of bats were recorded in the farm house, a Natural England European Protected Species development license is not required for its demolition. The method statement outlined in section 7.2 of the 2020 'Lodge Farm Bat Report' (Wold Ecology Ltd 2020) details the best working practice and precautions to be taken to avoid breaking the law and must be followed and provided to all contractors involved with the demolition of the farm house building.

- 1.4 **Bat roosts are protected throughout the year, whether bats are present or not.**
- 1.5 All bats and their roosts are fully protected under the Wildlife and Countryside Act 1981 (as amended by the Countryside and Rights of Way Act 2000) and are further protected under the Conservation of Habitats and Species (Amendment) (EU Exit) Regulations 2019. Should any bats or evidence of bats be found prior to or during development, work must stop immediately, and Natural England contacted for further advice. This is a legal requirement under the aforementioned acts and applies to whoever carries out the work.
- 1.6 Planning consent for a development does not provide a defence against prosecution under this act.
- 1.7 Habitat enhancement for bats should be implemented as outlined in section 7.0, in order to improve foraging opportunities to bats in the local area.
- 1.8 The data collected to support the output of this report is valid for one year. This report is valid until **May 2022**. After this time, additional surveys need to be undertaken to confirm that the status of the buildings, as a bat roost, has not changed.
- 1.9 Species list within this report will be forwarded to the local biodiversity records centre to be included on their national database. No personal information will be sent. Please contact Wold Ecology if you do not wish the species accounts and 10 figure grid references to be shared.

Date	Taxon Name	Common Name	Location	County	Grid reference	Record Type	Abundance
May 2021	Pipistrellus pipistrellus	Common Pipistrelle	Middleton Lodge, Middleton on the Wolds	E. Yorkshire	SE 92578 49578	Day	1

2.0 INTRODUCTION

2.1 Background Information

2.1.1 In November 2020, Wold Ecology was commissioned by Johnny Walker to undertake a bat survey at Middleton Lodge, Middleton on the Wolds. The site is located at approximate National Grid Reference SE 92578 49578, in East Yorkshire.

2.1.2 The Application Site comprises the following:

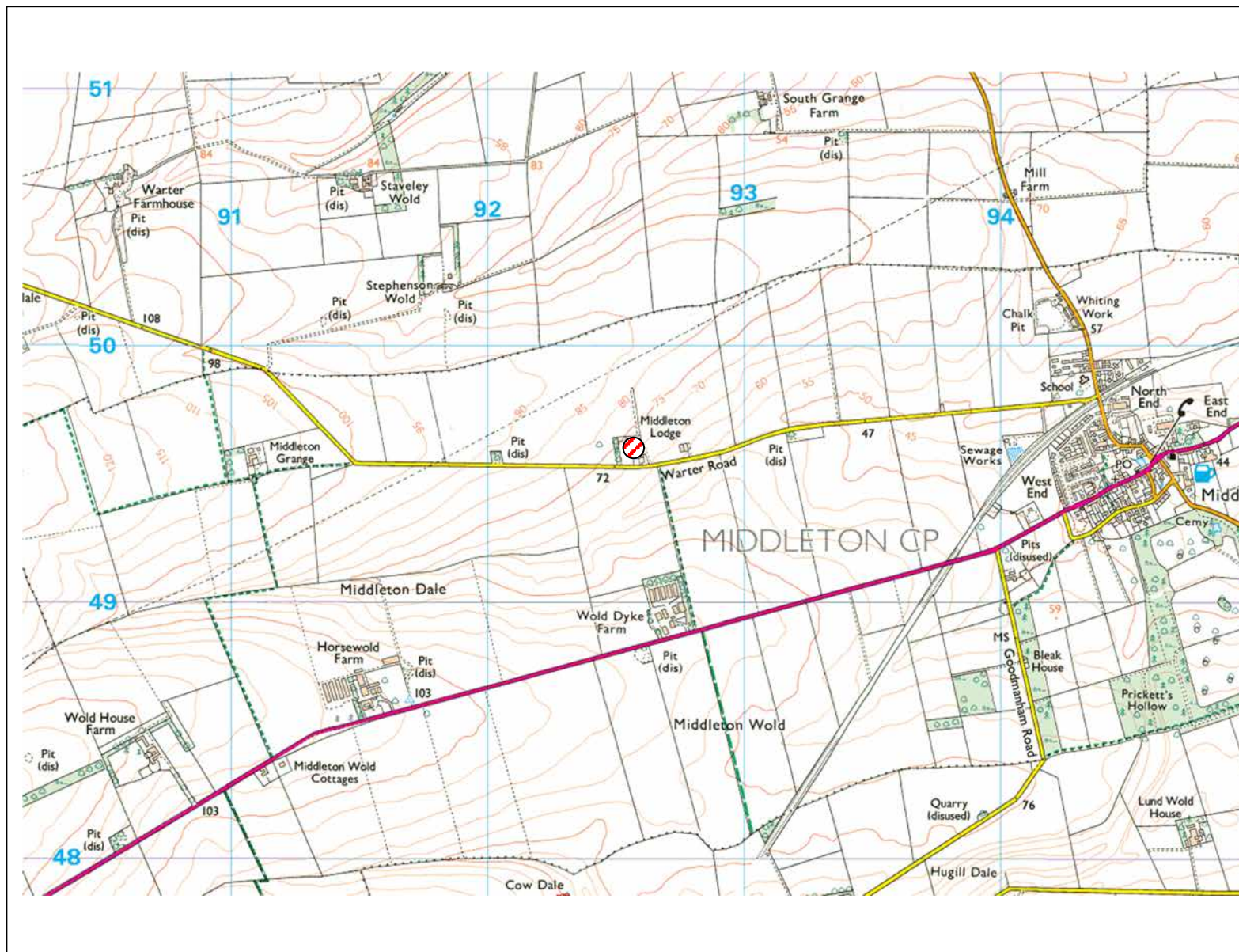
- Games Room
- Stable
- Garage 1
- Garage 2

2.1.3 The proposed development includes the conversion of the stable and games room into residential accommodation.

2.2 Survey Objectives

2.2.1 The site was visited and assessed on 23rd November 2020, 13th May 2021 and 31st May 2021; this was to determine whether the buildings on site contained bat roosts. The work involved the following elements:

Survey objective	Yes/No	Comments
Determine presence/absence of roosting bats	Yes	A daytime, visual inspection for bat roosts and roosting bats. Internal inspection of all roof voids. An assessment of the on-site potential for bats and the likelihood of their presence. Desktop study.
Determine bat usage e.g.s maternity roost, summer roosts	Yes	An assessment of whether bats are a constraint to the development. Emergence (dusk) survey. Return (dawn) survey. Hibernation survey. Endoscope survey (where accessible)
Identify swarming, commuting or mating sites	Yes	The survey looked at commuting routes from the roost to foraging grounds to ensure works did not impact these.
Other	Yes	The production of a non-technical summary of the legal implications behind bat presence.
		Report the findings of the field survey work and identify recommendations for a potential mitigation strategy.



Scale: 1:25,000

Drawing title:
Location Map

KEY

 Application Site

WOLD ECOLOGY LTD



2 Redwood Gardens
Driffeld
East Yorkshire
YO25 6XA

T: 01377 200242
E: info@woldecology.co.uk
W: www.woldecology.co.uk

3.0 BACKGROUND TO SPECIES

3.1 Ecological overview

3.1.1 There are seventeen species of bat that currently breed in the UK. There is a wide variety of roost type and ecological characteristics between species and for this reason it is necessary to determine the species of bat and the type of roost resident in a structure prior to development. Roosts are utilised by different species of bat, at different times of year for different purposes i.e. summer, breeding, hibernating, and mating etc. (for more detailed information see section 9.0).

3.1.2 Bat populations have undergone a significant decline in the latter part of the 20th century; the main factors cited for causing loss and decline include:

- A reduction in insect prey abundance, due to high intensity farming practice and inappropriate riparian management.
- Loss of insect-rich feeding habitats and flyways, due to loss of wetlands, hedgerows, and other suitable prey habitats.
- Loss of winter roosting sites in buildings and old trees.
- Disturbance and destruction of roosts, including the loss of maternity roosts due to the use of toxic timber treatment chemicals.

3.2 Legal Framework

3.2.1 A bat survey is required prior to planning permission being granted for a development, in order to prevent the potential disturbance, injury and /or death of bats and the disturbance, obstruction and/or destruction of their roosting places. This is in compliance with the Conservation of Habitats and Species (Amendment) (EU Exit) Regulations 2019, provision 41 states an offence is committed if a person:

- (a) Deliberately captures, injures, or kills any wild animal of a European protected species (i.e. bats),
- (b) Deliberately disturbs wild animals of any such species,
- (c) Deliberately takes or destroys the eggs of such an animal, or
- (d) Damages or destroys a breeding site or resting place of such an animal.

3.2.2 Section 9 of the Wildlife and Countryside Act (1981) states:

- It is an offence for anyone without a licence to kill, injure, disturb, catch, handle, possess or exchange a bat intentionally. It is also illegal for anyone without a licence to intentionally damage or obstruct access to any place that a bat uses for shelter or protection.

3.2.3 Bat roosts are protected throughout the year, whether or not bats are occupying a roost site.

3.3 Planning Policy Guidance

3.3.1 A bat survey is a requirement of the Local Planning Authority (LPA), as part of the planning application process. This is specified in the following legislation:

- National Planning Policy Framework (NPPF): Conserving and Enhancing the Natural Environment.

- 3.3.2 To protect and enhance biodiversity and geodiversity, plans should:
- a) Identify, map and safeguard components of local wildlife-rich habitats and wider ecological networks, including the hierarchy of international, national and locally designated sites of importance for biodiversity; wildlife corridors and stepping stones that connect them; and areas identified by national and local partnerships for habitat management, enhancement, restoration or creation.
 - b) promote the conservation, restoration and enhancement of priority habitats, ecological networks and the protection and recovery of priority species; and identify and pursue opportunities for securing measurable net gains for biodiversity.
- 3.3.3 When determining planning applications, local planning authorities should apply the following principles:
- a) if significant harm to biodiversity resulting from a development cannot be avoided (through locating on an alternative site with less harmful impacts), adequately mitigated, or, as a last resort, compensated for, then planning permission should be refused;
 - b) development on land within or outside a Site of Special Scientific Interest, and which is likely to have an adverse effect on it (either individually or in combination with other developments), should not normally be permitted. The only exception is where the benefits of the development in the location proposed clearly outweigh both its likely impact on the features of the site that make it of special scientific interest, and any broader impacts on the national network of Sites of Special Scientific Interest;
 - c) development resulting in the loss or deterioration of irreplaceable habitats (such as ancient woodland and ancient or veteran trees) should be refused, unless there are wholly exceptional reasons, and a suitable compensation strategy exists; and
 - d) development whose primary objective is to conserve or enhance biodiversity should be supported; while opportunities to incorporate biodiversity improvements in and around developments should be encouraged, especially where this can secure measurable net gains for biodiversity.
- 3.3.4 The LPA has to assess whether the development proposal would breach Article 12(1) of the Habitats Directive. If Article 12(1) would be breached, the LPA would have to consider whether Natural England was likely to grant a European protected species licence for the development; and in so doing the LPA would have to consider the three derogation tests:
- a) ‘Preserving public health or public safety or other imperative reasons of overriding public interest including those of a social or economic nature and beneficial consequences of primary importance for the environment’.
- In addition, the LPA must be satisfied that:
- (b) ‘That there is no satisfactory alternative’
 - (c) ‘That the action authorised will not be detrimental to the maintenance of the population of the species concerned at a favourable conservation status in their natural range’.
- 3.3.5 Relevant Case Law
- Woolley v Cheshire East Borough (2009).
 - R. (Morge) v Hampshire County Council (2011).
 - Prideaux v. Buckinghamshire County Council and Fcc Environmental UK Limited (2013).

- 3.3.6 The rulings summarise that if it is clear or perhaps very likely that the requirements of the Directive cannot be met because there is a satisfactory alternative or because there are no conceivable ‘other imperative reasons of over-riding public interest’ then the authority should act on that and refuse permission.’
- 3.3.7 The conclusion of the judgement is that LPAs must ensure that the option/alternative that best takes into account all the relevant considerations (not just EPS) should be the preferred option assuming that the other two tests specified in Article 16 (1) are also met.
- 3.3.8 The judgements also clarified that it was not sufficient for planning authorities to claim that they had discharged their duties by imposing a condition on a consent that requires the developer to obtain a licence from Natural England. Natural England considers it essential that appropriate survey information supports a planning application prior to the determination. Natural England does not regard the conditioning of surveys to a planning consent as an appropriate use of conditions.

4.0 ASSESSMENT METHODOLOGY

4.1 Status of species present in Yorkshire

Bat Specie	UK Status	UK Distribution	Yorkshire Distribution
Common Pipistrelle	Not threatened	Common & widespread	Common & widespread.
Soprano pipistrelle	Not threatened	Common & widespread	Less common than common pipistrelle but fairly widespread.
Nathusius's pipistrelle	Rare	Restricted. Throughout British Isles.	Scarce, bat detector records only.
Brown long-eared	Not threatened	Widespread	Widespread.
Daubenton's	Not threatened	Widespread	Widespread.
Natterer's	Not threatened	Widespread (except N & W Scotland)	Present
Brandt's	Endangered	England and Wales	Few confirmed records.
Whiskered	Endangered	England, Wales, Ireland & S Scotland.	Present.
Noctule	Vulnerable	England, Wales, S Scotland.	Widespread
Leisler	Vulnerable	Widespread throughout the British Isles, except N Scotland.	Rare (locally common in West Yorkshire).
Barbastelle	Rare	England.	No records since 1950's.

Source - <http://www.yorkbats.freeserve.co.uk/bats.htm>

4.2 Data Review and Desk Study

4.2.1 Wold Ecology undertook bat activity surveys on the adjacent farm house during August and September 2020. No roosting bats were observed in the farm house but common pipistrelle and noctule bats were detected and/or observed foraging and commuting around the site in low numbers. The original brief was only to assess the farm house building; the stable, games room and garages were not surveyed in any detail to confirm presence or absence of roosting bats.

4.2.2 Wold Ecology employees, field surveyors and network of associate ecologists have recorded brown long-eared *Plecotus auritus*, noctule *Nyctalus noctula*, Natterer's *Myotis nattereri*, Daubenton's *Myotis daubentonii*, whiskered *Myotis mystacinus*, soprano pipistrelle *Pipistrellus pygmaeus* and common pipistrelle *Pipistrellus pipistrellus* within 5km of the Application Site. Wold Ecology bat records date from 2006 and include over 1000 bat activity surveys.

4.2.3 There are no known Natural England development licenses relating to bats within 2km of the Application Site (source – www.magic.gov.uk).

4.2.4 Wold Ecology bat activity surveys within 2km of the Application Site have recorded the following roosts:

Date	Taxon Name	Common Name	Location	County	Grid reference	Record Type	Abundance
May 2017	Pipistrellus pipistrellus	Common Pipistrelle	Kipling House Farm. Middleton on the Wolds	E. Yorkshire	SE 90015 47874	Day	1
May 2017	Plecotus auritus	Brown long-eared	Kipling House Farm. Middleton on the Wolds	E. Yorkshire	SE 90015 47874	Day	4
July 2017	Pipistrellus pipistrellus	Common Pipistrelle	Kipling House Farm. Middleton on the Wolds	E. Yorkshire	SE 90015 47874	Day	3

4.3 Daytime and Visual Inspection

4.3.1 The daytime assessment identified whether the area had any signs of occupancy and/or bat usage. This took the form of a methodical search, both internally and externally, for actual roosting bats and their signs. Specifically, the visual survey involved:

- Assessment for droppings on walls, windowsills and in roof spaces
- Endoscope survey.
- Hibernation survey.
- Scratch marks and staining on beams, other internal structures and potential entrance and exit holes
- Wing fragments of butterfly and moth species underneath beams and other internal structures
- The presence of dense spider webs at a potential roost can often indicate absence of bats
- Assessment of crevices and cracks in the buildings to assess their importance for roosting bats
- The duration of the daytime, visual inspection was 85 minutes

4.3.2 Summary of daytime inspection and visual survey

Date of each survey visit	Structure reference/location	Equipment used/available	Weather
23/11/20	Games room Stable Garage 1 Garage 2	Binoculars, 1million candle power clu-lite torch, micro Dart endoscope, Dewalt DW03050 Laser Measure. 3.9m telescopic ladders	7°C, 20% cloud. Beaufort 0. No recent rain.
Comments (to include # of surveyors used for each visit): 1 surveyor undertook the visual inspection.			
13/05/21	Games room Stable Garage 1 Garage 2	Binoculars, 1million candle power clu-lite torch, micro Dart endoscope, Dewalt DW03050 Laser Measure. 3.9m telescopic ladders Phantom 4 Drone	11°C, 0% cloud. Beaufort 0. No recent rain.

Comments (to include # of surveyors used for each visit): 2 surveyors undertook the visual inspection.

Personnel:

Chris Toohie (Class 2 bat license - 2019-44215-CLS-CLS and RC027) – 23rd November 2020 and 13th May 2021

Karl Hornsey (Class 1 bat licence - 2019-40221-CLS-CLS) – 13th May 2021

4.4 Activity Surveys

4.4.1 Emergence surveys are used to determine bat presence in a building and can also give a good estimate of the numbers present. Bats can emerge up to 15 minutes before sunset and 2 hours after sunset. The survey times ensured that bats would have emerged from their roost sites and would be foraging (see section 9.4 and 9.5).

4.4.2 Summary of emergence survey(s)

Date of each survey visit	Start/end times and times of sunset	Structure reference/location	Equipment used/available	Weather
13/05/21	Sunset: 2056 Start: 2030 Finish: 2255	Games room Stable Garage 1 Garage 2	Cluson CB2 1 million candle power lamps Digital thermometer Heterodyne bat detectors Anabat Walkabout Wildlife Acoustics EM Touch 2 PRO EM3 Anabat Express Night vision scope	11°C - 9°C, 0% cloud. Beaufort 0. No recent rain.

Comments (to include # of surveyors used for each visit): 6 surveyors were positioned around the site so that all potential access points, identified in the daytime, visual inspection, could be observed.

Personnel:

Chris Toohie (Class 2 bat license - 2019-44215-CLS-CLS and RC027) – 13th May 2021

Matthew Arnold (Class 1 bat licence – 2018-35035- CLS-CLS) – 13th May 2021

Karl Hornsey (Class 1 bat licence - 2019-40221-CLS-CLS) – 13th May 2021

John Woodmansey (Class 1 bat license - 2021-52077-CLS-CLS) – 13th May 2021

Matthew Arnold (Class 1 bat licence – 2018-35035- CLS-CLS) – 13th May 2021

Kelly Rosier and Graham Coulbeck – 13th May 2021

4.4.3 Return surveys conducted at sunrise are particularly useful as bats tend to swarm outside their roosts for up to 2 hours before entering, thus allowing the surveyor more time to identify the bat and entrance locations. Bats will return to roosts approximately 90 minutes before sunrise and 15 minutes after. The timing of the survey ensured that returning bats would be recorded (see section 9.4 and 9.5).

4.4.4 Summary of return survey(s)

Date of each survey visit	Start/end times and times of sunrise	Structure reference/location	Equipment used/available	Weather
31/05/20	Sunrise: 0443 Start: 0245 Finish: 0500	Games room Stable Garage 1 Garage 2	Cluson CB2 1 million candle power lamps Digital thermometer Heterodyne bat detectors Anabat Walkabout Wildlife Acoustics EM Touch 2 PRO EM3 Anabat Express Night vision scope	9°C - 9°C, 100% cloud. Beaufort 0. No recent rain.
Comments (to include # of surveyors used for each visit): 4 surveyors were positioned around the site so that all potential access points, identified in the daytime, visual inspection, could be observed.				
Personnel: Chris Toohie (Class 2 bat license - 2019-44215-CLS-CLS and RC027) – 31 st May 2021 Karl Hornsey (Class 1 bat licence - 2019-40221-CLS-CLS) – 31 st May 2021 Kelly Rosier and Graham Coulbeck – 31 st May 2021				

4.5 Summary of personnel

Personnel	Experience	Licence No.
Chris Toohie MCIEEM	Project Manager of Wold Ecology with over 11 years' experience surveying bat roosts for development licences. Chris has conducted approximately 900 bat activity surveys since 2006, held over 125 development licenses and is one of only 186 (April 2021) Natural England Registered Consultants who can hold a Bat Mitigation Class Licence.	RC027 and 2019-44215-CLS-CLS
Karl Hornsey	Experienced bat surveyor since 2015, Karl has undertaken over 150 bat surveys with Wold Ecology Ltd and is currently working towards his bat handling license.	2019-40221-CLS-CLS
Matthew Arnold	Experienced Wold Ecology Ltd bat surveyor, Matthew has conducted over 200 bat activity surveys for Wold Ecology since 2013.	2018-35035-CLS-CLS
John Woodmansey	Experienced Wold Ecology Ltd bat surveyor, John has conducted over 100 bat activity surveys for Wold Ecology since 2018 including tree surveys from a rope and harness.	2021-52077-CLS-CLS
Kelly Rosier	Wold Ecology Ltd associate with over 2 years of bat activity survey experience undertaken under the tuition of John Altringham and Wold Ecology licensed bat ecologists.	N/A
Graham Coulbeck	Experienced Wold Ecology Ltd bat surveyor with over 3 years of bat activity survey experience undertaken under the tuition of Wold Ecology licensed bat ecologists. Graham has undertaken over 100 bat activity surveys.	N/A

5.0 RESULTS

5.1 Habitat description

5.1.1 Middleton Lodge is located 1.8km east of Middleton on the Wolds village; in a rural location. Middleton Lodge is approximately 2ha although the building footprint is less than 0.5ha, the buildings are immediately surrounded by rank grasslands, mature private gardens and bare ground. Middleton Lodge is surrounded by a narrow mixed broadleaf woodland shelterbelt.

5.1.2 Adjacent Landscapes

5.1.2.1 Middleton Lodge is surrounded by mixed agricultural land dominated by large arable fields with grazed pastures. Woodland cover within 2km is low and occurs as shelterbelts adjacent to farms and small holdings and small plantations. Whilst the Application Site is not directly connected to any optimum bat foraging habitat, connectivity within 500m is provided by hedgerows that bound most arable fields and woodland cover. The surrounding Wolds landscape is exposed and comprises large fields with defunct hedgerows and relatively poor habitat connectivity.

5.1.2.2 Wold Ecology concludes that the adjacent habitats could be used by small numbers of commuting and foraging bats. These habitats are not extensive and are similar to surrounding exposed agricultural habitats and consequently, the Application Site and adjacent habitats are not considered to be integral to the favourable conservation status of local bat populations.

5.1.3 Habitat Summary

5.1.3.1 A summary of the surrounding habitat is (radius of < 2km from the site):

- Buildings – farm buildings and residential properties
- Hedgerow
- Hedgerows with trees
- Mature trees and woodland
- Stavely Wold
- Picketts Hollow
- Arable
- Mature private gardens
- Grazed pasture




NORTH 

Scale: 1:25,000

Drawing title:
Aerial Photograph

KEY

 Application Site

WOLD ECOLOGY LTD



2 Redwood Gardens
Drifffield
East Yorkshire
YO25 6XA

T: 01377 200242
E: info@woldecology.co.uk
W: www.woldecology.co.uk

5.2 Building descriptions

5.2.1 The bat survey and assessment targeted the following (see section 5.5):

- a. **Games room** – is two storeys and comprises brick walls and a pitched roof covered with pan tiles. The roof is supported by smooth sawn timbers and is underdrawn with a plastic membrane. The building is unused.
- b. **Stable** – the two storey stable comprises chalk and brick outer walls and a pitched roof covered with pan tiles; part of the internal walls comprise breeze blocks. The roof is supported by smooth sawn timbers and is underdrawn with bitumen felt. The building is unused.
- c. **Garage 1** – is single storey and comprises brick walls and a pitched roof covered with pan tiles. The roof is supported by smooth sawn timbers and is underdrawn with bitumen felt. The garage is unused.
- d. **Garage 2** – is single storey and comprises brick walls and a pitched roof covered with pan tiles. The roof is supported by smooth sawn timbers and is underdrawn with a breathable membrane. The garage is unused.

5.2.2 **Games room** (see 5.5 plates 1 - 4) - the following roosting opportunities were present within the fabric of the building:

- There are no gaps beneath the ridge tiles, and none are missing.
- A small number of loose fitting pan tiles with gaps beneath.
- Gaps above the eaves.
- A Schwegler 1FF bat box is located on the west gable.
- The timber doors and timber window frames were tight fitting.
- Gaps above the internal wall plates.
- Gaps between roof membranes and pan tiles above.
- Access into the building is provided by gaps below tiles and tears in the roof membrane .
- The following evidence of bats was observed on :
 - Three bat droppings were observed within the roof void of the games room. The location of the bat droppings were below the internal west gable wall plate.
- The games room has been assessed as having a HIGH SUITABILITY to support bats.

5.2.3 **Stable** (see 5.5 plates 5 - 7) - the following roosting opportunities were present within the fabric of the stable:

- There are no gaps beneath the ridge tiles, and none are missing.
- Loose fitting pan tiles with gaps beneath.
- Gaps below lead flashing.
- Gaps above the eaves.
- Missing mortar in the stone/brick work.
- Gaps adjacent to timber doors and timber windows.
- Gaps behind rendering.
- Gaps above the internal wall plates.
- Gaps between felt and pan tiles above.
- Gaps in the internal brick/stone work.
- Access into the building is provided by open doors and windows; the east gable is open.
- No evidence of bats was observed.

- The stable has been assessed as having a MODERATE SUITABILITY to support bats.

5.2.4 **Garage 1** (see 5.5 plates 8 - 10) - the following roosting opportunities were present within the fabric of the garage:

- There are no gaps beneath the ridge tiles, and none are missing.
- Loose fitting pan tiles with gaps beneath.
- Gaps below lead flashing.
- Gaps above the eaves.
- There are no gaps in the external mortar suitable for roosting bats.
- The timber doors and timber window frames were tight fitting.
- Gaps above the internal wall plates were thick with cobwebs.
- Gaps between felt and pan tiles above.
- Gaps in the internal brick stone work.
- There was no open doors/window access into the building.
- No evidence of bats was observed.
- The garage has been assessed as having a MODERATE SUITABILITY to support bats.

5.2.5 **Garage 2** (see 5.5 plates 11 - 14) - the following roosting opportunities were present within the fabric of the garage:

- There are no gaps beneath the ridge tiles, and none are missing.
- Loose fitting pan tiles with gaps beneath.
- There two missing tiles on the west pitch.
- Gaps below lead flashing.
- Gaps above the eaves.
- There are no gaps in the external mortar suitable for roosting bats.
- The timber doors and timber window frames were tight fitting.
- Gaps above the internal wall plates.
- Gaps between felt and pan tiles above.
- Gaps in the internal brick stone work.
- There was no open doors/window access into the building.
- The following evidence of bats was observed:
 - Six bat droppings were observed on the floor and wall below the internal south gable and three bat droppings were observed on the floor below the internal north gable. The location of the bat droppings suggests a bat roost located above the internal wall plates on both gables.
- Garage 2 has been assessed as having a HIGH SUITABILITY to support bats.

5.3 Based on the field survey and the criteria in table 4.1 (Bat Surveys for Professional Ecologists – 3rd Edition, p35. Bat Conservation Trust, 2016), the Application Site and studied buildings have the following suitability for bats:

	Negligible	Low	Moderate	High
Application Site habitats (<2km)		X		
Games room				X
Stable			X	
Garage 1				X
Garage 2			X	

Table 4.1 Guidelines for assessing the potential suitability of proposed development sites for bats, based on the presence of habitat features within the landscape, to be applied using professional judgement.

Suitability	Description Roosting habitats	Commuting and foraging habitats
Negligible	Negligible habitat features on site likely to be used by roosting bats.	Negligible habitat features on site likely to be used by commuting or foraging bats.
Low	A structure with one or more potential roost sites that could be used by individual bats opportunistically. However, these potential roost sites do not provide enough space, shelter, protection, appropriate conditions ^a and/or suitable surrounding habitat to be used on a regular basis or by larger numbers of bats (i.e. unlikely to be suitable for maternity or hibernation ^b). A tree of sufficient size and age to contain PRFs but with none seen from the ground or features seen with only very limited roosting potential. ^c	Habitat that could be used by small numbers of commuting bats such as a gappy hedgerow or unvegetated stream, but isolated, i.e. not very well connected to the surrounding landscape by other habitat. Suitable, but isolated habitat that could be used by small numbers of foraging bats such as a lone tree (not in a parkland situation) or a patch of scrub.
Moderate	A structure or tree with one or more potential roost sites that could be used by bats due to their size, shelter, protection, conditions ^a and surrounding habitat but unlikely to support a roost of high conservation status (with respect to roost type only – the assessments in this table are made irrespective of species conservation status, which is established after presence is confirmed).	Continuous habitat connected to the wider landscape that could be used by bats for commuting such as lines of trees and scrub or linked back gardens. Habitat that is connected to the wider landscape that could be used by bats for foraging such as trees, scrub, grassland or water.
High	A structure or tree with one or more potential roost sites that are obviously suitable for use by larger numbers of bats on a more regular basis and potentially for longer periods of time due to their size, shelter, protection, conditions ^a and surrounding habitat.	Continuous, high-quality habitat that is well connected to the wider landscape that is likely to be used regularly by commuting bats such as river valleys, streams, hedgerows, lines of trees and woodland edge. High-quality habitat that is well connected to the wider landscape that is likely to be used regularly by foraging bats such as broadleaved woodland, tree-lined watercourses and grazed parkland. Site is close to and connected to known roosts.

Source - Bat Surveys for Professional Ecologists – 3rd Edition, p35. Bat Conservation Trust, 2016.

5.3 Justification of activity surveys

5.3.1 The level of survey to give confidence in a **negative result** is summarised as (Bat Surveys for Professional Ecologists, 3rd Edition. Bat Conservation Trust, 2016):

Low Roost Suitability	Moderate Roost Suitability	High Roost Suitability
One survey visit. One dusk emergence or dawn re-entry survey.	Two separate survey visits. One dusk emergence survey and a separate dawn re-entry survey.	Three separate survey visits. At least one dusk emergence survey and a separate dawn re-entry survey. The third visit could either be dusk or dawn.
May to August.	May to September with at least one survey between May to August.	May to September with at least two surveys between May to August.
Activity surveys should be at least 2 weeks apart. Moderate buildings will be assessed according to site location and habitats within the locality and if there is a possibility that late emerging bats are present, a dawn survey will be more appropriate.		

5.3.2 The Application Site requires the following surveys between May and late September to determine absence of roosting bats:

	Emergence (dusk)			Re-entry (dawn)		
	LOW	MOD	HIGH	LOW	MOD	HIGH
Games Room			x 2			x 1
Stable		x 1			x 1	
Garage 1		x 1			x 1	
Garage 2			x 2			x 1

5.4 Results of Activity Surveys

5.4.1 Emergence Survey

5.4.1.1 13th May 2021

- The first common pipistrelle bat was detected at 2045. This was close to the anticipated (< 30 minutes after sunset) emergence time and suggests that the bat emerged from a roost close. The bat appeared from the direction of the farm to the east.
- Common pipistrelle and soprano pipistrelle bats were detected and/or observed foraging and commuting around the site in low numbers.
- No bats were observed emerging from the buildings.

5.4.1.2 For survey results see appendix 9.4 and 9.5.

5.4.2 Return Survey

5.4.2.1 31st May 2021

- Bat activity was low throughout most of the survey with the site used by common pipistrelle and noctule bats.
- The following bat roosts were observed:
 - **Roost 1** – common pipistrelle roost located in a gap below a tile on the west gable of the games room. The roost contains 1 bat (see 5.5, plate 1).

5.4.2.2 For survey results see appendix section 9.4 and 9.5.

5.5 Photographs of key features – November 2020

Plate 1 – games room, north elevation and west gable.



Plate 2 – games room, south elevation.



Plate 3 – games room internal roof void.



Plate 4 – bat dropping located in the games room roof void.



Plate 5 – stable east gable and north elevation.



Plate 6 – stable, south elevation.



Plate 7 – stable, internal roof structure



Plate 8 – garage 1, south gable and east elevation.



Plate 9 – garage 1, south gable and west elevation.



Plate 10 – garage 1, internal roof void.



Plate 11 – garage 2, north gable and east elevation.



Plate 12 – garage 2, south gable and east elevation.



Plate 13 – garage 2, internal roof void.



Plate 14 – location of bat droppings below internal south gable.







NORTH 

Scale unknown

Drawing title:
Aerial photograph of the
buildings – Phantom 4K

WOLDECOLGY LTD



2 Redwood Gardens
Drifffield
East Yorkshire
YO25 6XA

T: 01377 200242
E: info@woldecology.co.uk
W: www.woldecology.co.uk

5.6 Summary of field surveys conducted in 2020 and 2021

Date	Type of survey	Results				
23/11/20	Habitat assessment	Wold Ecology concludes that the adjacent habitats could be used by small numbers of commuting and foraging bats. These habitats are not extensive and are similar to surrounding exposed agricultural habitats and consequently, the Application Site and adjacent habitats are not considered to be integral to the favourable conservation status of local bat populations.				
23/11/20 13/05/21	Visual inspection.	<p><i>Games Room</i> The following evidence of bats was observed:</p> <ul style="list-style-type: none"> • Three bat droppings were observed within the roof void of the games room. The location of the bat droppings were below the internal west gable wall plate. <p>The games room has been assessed as having HIGH SUITABILITY to support bats, due to the presence of bat droppings and other features which have potential to provide roosting opportunities for bats (see 5.3 plates 1 - 4).</p>				
		<p><i>Stable</i> There were no signs of roosting bats or bat activity inside the building, but due to the presence of features with potential to provide roosting opportunities for bats, the stable has been assessed as having a MODERATE SUITABILITY to support bats (see 5.3 plates 5 - 7).</p>				
		<p><i>Garage 1</i> There were no signs of roosting bats or bat activity inside the building, but due to the presence of features with potential to provide roosting opportunities for bats, the garage has been assessed as having a MODERATE SUITABILITY to support bats (see 5.3 plates 8 - 10).</p>				
		<p><i>Garage 2</i> The following evidence of bats was observed:</p> <ul style="list-style-type: none"> • Six bat droppings were observed on the floor and wall below the internal south gable and three bat droppings were observed on the floor below the internal north gable. The location of the bat droppings suggests a bat roost located above the internal wall plates on both gables. <p>Garage 2 has been assessed as having HIGH SUITABILITY to support bats, due to the presence of bat droppings and other features which have potential to provide roosting opportunities for bats (see 5.3 plates 11 - 14).</p>				
23/11/20	Hibernation	No hibernating bats were observed during the endoscope inspection.				
13/05/21	Emergence	No roosting bats were observed emerging from the buildings.				
Date	Spp.	Roost type	Structure Reference	Roost Location	Access points (including #)	Dimension of roost or explanation where the roost is
31/05/21 (return)	Common pipistrelle x 1 bat.	Day	Games Room Roost 1	Located in a gap below a tile on the west gable.	External roost x 1 access point	Gap approximately 20mm x 30mm.

5.7 Interpretation and Evaluation of Survey Results

5.7.1 Presence/absence

5.7.1.1 The site has been visited three times by Wold Ecology during 2020 and twice by Wold Ecology during 2021. The data provides an insight into how bats utilise the site during winter, early summer and late summer months. The surveys were conducted in optimum conditions with fine weather for a period of 48 hours prior to the surveys. Therefore, bat activity would not have been affected by adverse weather conditions i.e. not emerging or returning to the roost site earlier than usual. The confidence in the results is therefore high.

5.7.1.2 Based on activity surveys conducted during August 2020, September 2020 and May 2021, it has been determined that the studied buildings at Middleton Lodge Farm contain the following bat roosts (see 9.3):

Structure/reference	Species	Count/estimate	Roost location	Site status assessment	Conservation significance of roost	Use and importance of the site throughout the year
Games Room Roost 1	Common pipistrelle	1	Beneath a tile	Day roost	LOW	No evidence to suggest a maternity roost or significant numbers of bats. Summer use.

5.7.1.3 No signs of roosting bats or bat roosts were recorded in garage 1, stable or farm house during the surveys.

5.7.2 Site Status Assessment

5.7.2.1 Based on a building inspection, hibernation survey, an emergence and return surveys, it has been determined that the site supports:

- A single common pipistrelle roost.

5.7.2.2 The roost is located adjacent to surrounding favourable foraging habitat which will play a significant role in the ecology of the local bat population.

5.7.2.3 The survey results are based on survey work conducted in May 2021. The buildings on site have features which have moderate/high suitability to support roosting bats, there remains the possibility that bats could roost in other parts of the site at various times of the year.

5.7.2.4 Wold Ecology concludes that the studied buildings at Middleton Lodge are unlikely to support a maternity roost for the following reasons:

- Bat activity was low on site throughout the surveys conducted in August 2020, September 2020 and May 2021.
- No accumulation of droppings or staining's conducive of significant numbers of bats was observed (although these are sometimes hard to detect).
- No emerging bats were observed on 13th May 2021.
- Only a single bat roost was observed on 31st May 2021, the roost contained a single bat.
- None of the bat activity surveys undertaken during 2020 and 2021 identified that the site is used by significant numbers of bats. The bat activity surveys consistently encountered low numbers of bats on site.

- 5.7.2.5 Wold Ecology considers that the site is unlikely to support hibernating bats for the following reasons:
- No hibernating bats were observed during the November 2020 endoscope survey.

5.7.3 Constraints

- 5.7.3.1 There are no constraints to the survey.

6.0 IMPACT ASSESSMENT – in the absence of mitigation

6.1 The games room supports a common pipistrelle day roost. The proposed development to the games room involves refurbishment and conversion into residential. Unsupervised structural work, erection of scaffolding, removal of tiles, re-roofing, re-pointing, new glazing, internal refurbishment, soft strip and demolition (if applicable) will result in major disturbance to the roost. Bats are susceptible to disturbance as a result of a development affecting a roost site. The pre-construction period of the development will result in significant alterations and disturbance to the roost sites. There are no current plans to alter garage 2 and this building will remain unaltered and as a garage.

6.2 **Initial impacts: disturbance** (human presence, noise, vibration, dust, lighting, access obstruction due to scaffolding and plastic sheeting etc.)

- The construction of scaffolding against the roof of the games room which will cause an obstruction to the access points = minor negative at a site level.
- Roof stripping could kill/injure bats if they are resting between tiles and the contractor steps on the tiles to gain higher access = major negative at a site level.
- Lighting during night working could lead to disturbance of emerging and foraging bats, potentially leading to roost abandonment in the short term = moderate negative impact at site level.
- Vibration, noise and dust from the demolition works may impact on roosting bats that may be present = major negative at a site level.
- The works involve re-roofing the roof under which the bats are roosting, if bats are resting beneath a tile, there is the potential for disturbing bats = moderate negative at a site level.

6.3 **Long-term impacts: roost modification**

6.3.1 No modification of roosts will occur.

6.4 **Long-term impacts: roost loss**

- Based on current information and in the absence of mitigation, the conversion of the games room will involve the permanent loss of a day roost.
- The removal of the roofing and roof timbers will result in major disturbance to the roosts located in the roof structure and there is potential for killing/injuring bats if heavy force is used to remove the roof components = major negative at a site level.
- The works involve re-roofing the roof under which the bats are roosting, if bats are found beneath tiles or if they are roosting on or above the ridge beam, there is the potential for killing/injury of bats = major negative at a site level.
- The sealing up of the access points during pointing up of the external stone work could kill/injure bats through entombment if bats are roosting within the crevice = major negative at a site level.

6.5 **Long term impacts: fragmentation and isolation of roost**

6.5.1 There are no plans to alter the habitat on site and consequently, there will be no fragmentation and isolation during the development as the surrounding, supporting habitat will not be affected.

6.6 Post development: interference impacts

- 6.6.1 An increase in lighting through the installation of security lighting on the external walls of buildings will affect bat activity in the location of the roost sites. Low level security lighting will be installed on the new buildings on site however this will not shine into the adjacent foraging habitat or bat box locations.
- 6.6.2 Pipistrelle spp. were recorded commuting along the boundary woodland during the field surveys and pipistrelles are regularly found in well-lit urban areas, they are not as dependent on dark corridors and linear commuting routes as some of the other bat species in the UK. Pipistrelle spp. commute through urban environments relatively freely given their generalist ecology, lack of aversion to light and capability of flying through relatively open environments. Within the wider landscape, the site is not unique and optimum woodland habitat is present within 2km, offering alternative feeding and commuting habitat.
- 6.6.3 The boundary woodland will remain post development and the external lighting on the site will comprise various different luminaire types to suit the application. New lighting design with the use of appropriate lighting with a light intrusion lux level on the adjacent woodland boundaries of 1 lux or below. 1 Lux level equates to twilight and light emitted during a full moon.
- 6.6.4 Based on current data, the impact from lighting to bat species foraging and commuting around the Application Site is likely to be **negligible**.

6.7 Predicted scale of impacts

- 6.7.1 The current information obtained is based on a desk top study, visual inspection and activity surveys conducted in May.
- 6.7.2 The common pipistrelle day roost in the games room is of low conservation significance to Yorkshire. The roost contains less than 2 individual bats and is most probably occupied by male bats or none breeding females. Male summer roosts of a common and widespread species are of low conservation significance and therefore, the loss of the roosts will not have a significant impact at a local, regional or national level.

6.8 Summary of predicted scale of impacts - in the absence of mitigation

Species and numbers	Roost type	Predicted Scale of Impact			Notes
		Site	County	Regional	
Common pipistrelle x 1	Day	X			In the absence of mitigation, the re-roofing and conversion works to the games room works would cause the loss of a day roost used by 1 bat.

- 6.8.1 Based on the survey data, assessment and guidance from the Bat Mitigation Guidelines (page 39, English Nature 2004) the overall accumulative impact of the development on bat populations is considered to be **low**.
- 6.8.2 The stable, garage 1 and farm house did not contain bat roosts.
- 6.8.3 Bat droppings were observed in garage 2, there are no current plans to alter this building.

- 6.8.4 Bat activity surrounding the buildings was also low, with a total of 3 species of bats observed foraging and commuting in very low numbers.

7.0 MITIGATION & COMPENSATION

7.1 Legal Protection

7.1.1 Legal obligations towards bats are generally concerned with roost protection. All developments, known to contain bat roosts, require a development licence from Natural England. Under the Wildlife and Countryside Act (1981) and the Conservation of Habitats and Species (Amendment) (EU Exit) Regulations 2019, it is an offence for anyone without a licence to:

- Deliberately take, injure or kill a wild bat
- Intentionally or recklessly disturb a bat in its roost or deliberately disturb a group of bats.
- Damage or destroy a place used by bats for breeding or resting (roosts) (even if bats are not occupying the roost at the time)
- Possess or advertise/sell/exchange a bat of a species found in the wild in the EU (dead or alive) or any part of a bat.
- Intentionally or recklessly obstruct access to a bat roost.

7.1.2 **Planning consent for a development does not provide a defence against prosecution under these acts.**

7.1.3 **Bat roosts are protected throughout the year, whether bats are present or not.**

7.1.4 **As the games room supports a common pipistrelle day roost, any works that will disturb, modify or permanently lose the roost will require a development licence from Natural England. It is also possible that individual bats could turn up roosting in other parts of the games room and or wider site at other times of year.** A licence will be obtained prior to the following works commencing on the games room:

- Exclusion of bats and destructive searches by a bat licensed ecologist
- Roof stripping and maintenance work
- Erection of scaffolding adjacent to the building and within 5m of a roost
- Pointing of masonry
- Soft strip
- New windows and doors

7.1.5 Mitigation is required to avoid or reduce the impact of a development on roosting and feeding bats present on site. Mitigation is designed to meet the requirements of the bat species present in the roost. The Bat Mitigation Guidelines (2004) defines the key principles which will be required in mitigation proposals. These are: modifying the scheme design, altering the timing of the works and the creation of replacement roosts and/or habitats.

7.1.6 Based on current survey data, the site meets the criteria for a Natural England Bat Mitigation Class Licence which was launched in spring 2015 (previously Bat Low Impact Class License) and trials have successfully reduced the burden on the customer by reducing the application paper work, scrutiny of the three tests prior to a licence being granted and speed in which a licence decision is determined. It

also enabled a more proportionate approach to licensing to be taken for certain case types which will reduce the delays if roosting bats are present. The licence application process currently requires the input of a qualified bat ecologist/consultant and includes:

- The Bat Mitigation Class Licence requires 3 surveys to be completed within the previous activity survey season.
- It is designed for low impact and low numbers of roosting bats only, e.g. not maternity roosts or hibernacula. The development must also not affect more than three separate roost sites of the seven most common and widespread bat species. The low impact bat class license negates the statutory 6 to 10 week period for a normal license to be considered, although there is still a waiting period of around 5 to 15 working days (the average during the trial was 6 working days).
- A walk over survey/check must be undertaken within 3 months prior to the Natural England application submission to ensure that conditions have not changed since the most recent survey was undertaken. Details of any changes to conditions and habitats and/or structures on site since the surveys were undertaken will be documented.
- The submission of a licence to capture, disturb and/or destroy the roosts or resting places of bats.
- Chris Toohie is one of only 186 bat ecologists (February 2020) in the UK that can hold a Bat Mitigation Class Licence.
- For additional information on licences please refer to Natural England Guidance Leaflet WML-G12 (see www.naturalengland.org).


7.2 Mitigation Strategy

7.2.1 Natural England requires mitigation and compensation to be proportionate to the size of the impact and the importance of the population affected and as a principle:

- There should be no net loss of roost sites and that compensation should provide an enhanced resource since the adoption of new roost sites by bats is not guaranteed.
- Compensation should ensure that the affected bat population can continue to function as before, so attention may need to be given to surrounding habitats.
- The strategy should be considered to ensure that the bat populations at the site are maintained at a favourable conservation status.
- English Nature (page 39, Bat Mitigation Guidelines 2004) provide guidance on proportionate mitigation depending on the number, species and conservation status of bats observed.

7.2.2 The common pipistrelle roost in the games room is of low conservation significance and therefore requires ‘more or less like for like’ replacement with no constraints on timing.

English Nature (2004) guidelines for proportionate mitigation. The definition of common, rare and rarest species requires regional interpretation.

Low	Roost status	Mitigation/compensation requirement (depending on impact)
<p style="margin: 0;">Conservation significance</p> 	<p>Feeding perches of common/rarer species</p> <p>Individual bats of common species</p> <p>Small numbers of common species. Not a maternity site</p>	<p>Flexibility over provision of bat-boxes, access to new buildings etc. No conditions about timing or monitoring</p>
	<p>Feeding perches of Annex II species</p>	<p>Provision of new roost facilities where possible. Need not be exactly like-for-like, but should be suitable, based on species' requirements. Minimal timing constraints or monitoring requirements</p>
	<p>Small numbers of rarer species. Not a maternity site</p>	<p>Timing constraints. More or less like-for-like replacement. Bats not to be left without a roost and must be given time to find the replacement. Monitoring for 2 years preferred.</p>
	<p>Hibernation sites for small numbers of common/rarer species</p>	<p>Timing constraints. More or less like-for-like replacement. Bats not to be left without a roost and must be given time to find the replacement. Monitoring for 2 years preferred.</p>
	<p>Maternity sites of common species</p>	<p>Timing constraints. More or less like-for-like replacement. Bats not to be left without a roost and must be given time to find the replacement. Monitoring for 2 years preferred.</p>
	<p>Maternity sites of rarer species</p>	<p>Timing constraints. Like-for-like replacement as a minimum. No destruction of former roost until replacement completed and usage demonstrated. Monitoring for at least 2 years.</p>
	<p>Significant hibernation sites for rarer/rarest species or all species assemblages</p>	<p>Timing constraints. Like-for-like replacement as a minimum. No destruction of former roost until replacement completed and usage demonstrated. Monitoring for at least 2 years.</p>
	<p>Sites meeting SSSI guidelines</p>	<p>Oppose interference with existing roosts or seek improved roost provision. Timing constraints. No destruction of former roost until replacement completed and significant usage demonstrated. Monitoring for as long as possible.</p>
High	<p>Maternity sites of rarest species</p>	<p>Oppose interference with existing roosts or seek improved roost provision. Timing constraints. No destruction of former roost until replacement completed and significant usage demonstrated. Monitoring for as long as possible.</p>

7.3 Method Statement

7.3.1 The method statement has been produced based on current survey data. The information will guide any modifications required to the scheme design, outline necessary timing of the works and recommend the creation of replacement roosts and/or habitats. The information contained within the following method statement will be used as guidance to support any subsequent Natural England development license.

7.3.2 Timing

7.3.2.1 There are no mandatory timing constraints when low numbers of summer roosting bats are observed.

7.3.2.2 A late discovery plan will need to be included in the final method statement to outline measures to be implemented in the event that bats are discovered during the development.

7.3.2.3 The building works must be carefully programmed so that roosting opportunities are permanently available during the development. Permanent and/or temporary roost sites will be provided prior to building works. Bat boxes will be placed on trees or buildings within 50m of the existing roost sites to ensure roosting opportunities are available throughout the development period.

7.3.3 Site Induction

7.3.3.1 Prior to works commencing on site, the bat ecologist will present a tool box talk to the license holder, client, site manager, contractors and those involved with site works that may impact upon bats. The toolbox talk, and accompanying method statement will include, but not restricted to the following:

- Introduction to bats on site
- Background to bats
- Legislation relating to bats
- Description of bat roost locations as described in table 5.6.
- Licensable activities
- Method Statement
- Mitigation*
- What to do if bats are discovered
- Figure E2a – Location of roost sites.
- Figure E3 – Location of mitigation*.
- Figure D – Impacts Plan and licensable works.
- Work Schedule.
- Natural England Annex License*.

* If applicable

7.3.3.2 The toolbox talk will only be presented by the named bat ecologist on the Natural England license documentation and the method statement and license will be kept on site at all times.

7.3.4 Pre-Works Surveys

- 7.3.4.1 A dusk survey (under suitable weather conditions ($>6^{\circ}\text{C}$)) will be undertaken to assess activity.
- 7.3.4.2 An endoscope will be used to conduct a thorough inspection of all features with bat roosting potential including known roost sites, internal roof timbers, roof structures and masonry of the games room; this is in order to detect any roosting bats, prior to works. Empty crevices and gaps will be blocked immediately with pieces of foam prior to disturbance works.
- 7.3.4.3 A safe working platform will be required so that a thorough and safe inspection can be undertaken. This will be either scaffolding, mobile elevated work platform or similar.

7.3.5 Exclusion of Roosts

- 7.3.5.1 To enable the exclusion to take place in the games room, an assessment will be made to determine the current level of bat activity. If bats are roosting, an exclusion of roosts will be undertaken. The method to be implemented will aim to exclude bats from the roost by closing access points and allow for them to leave un-stressed on their own accord but not enabling their return, therefore eliminating the chance of bats being present during the development. Capture and removal by hand will only be used where absolutely necessary and possible. The capture of bats is not planned as a method during the exclusion of bats from the games room and will only be required as an absolute last option.
- 7.3.5.2 A device will be used to exclude roost 1. Exclusion of bats will be undertaken if suitable weather conditions prevail (night time temperatures for four consecutive nights are $> 6^{\circ}\text{C}$).
- 7.3.5.3 The exclusion devices will either be constructed from a plastic sheet (or similar material) or a section of smooth drainage pipe (or similar) with a diameter of 50mm. This will be secured around the roost in order to allow the bat to leave the roost but prevent its return, exclusion devices will remain for 5 days under suitable weather conditions or remain longer until suitable weather conditions prevail.
- 7.3.5.4 Once the bat ecologist is satisfied that the roots are empty, the roost access points will then be blocked immediately. Gaps and cracks with potential to be used as roosts will also be checked with an endoscope and blocked during exclusion.

7.3.6 Destructive Search

- 7.3.6.1 In order to further reduce any unnecessary disturbance, injury, or death of any late discoveries of individual bats roosting in the games room, all external fittings and fixtures with bat roosting potential (roof coverings, roof timbers, masonry, doors/window frames, timbers etc.) will be carefully removed, by hand under the watching brief of a bat ecologist.
- 7.3.6.2 All roof coverings with bat roosting potential will be removed by hand. During the spring, summer and autumn period, only half of the roof should be removed on the first day and the second half 24 hours later. This will create unfavourable conditions

for any bats still roosting within the roof structure and encourage the bats to leave on their own accord.

7.3.7 Late discoveries

7.3.7.1 In the event that bats are discovered, the following will be implemented:

- Immediately stop the work that you are undertaking.
- Do not expose the bat or cause it to fly out of the roost on its own accord.
- Contact Wold Ecology on 01377 200242 or 07795 071504 for advice.
- Advise colleagues in the vicinity of your work why you have stopped and advise them to be aware of the potential for bats being disturbed, injured or killed.
- Immediately report the matter to your site manager/line manager who will inform relevant personnel.
- Grounded bats must be carefully placed in a lidded, ventilated box with a piece of clean cloth and a small shallow container with some water. The box must be kept in a safe and quiet location.
- Any underweight or injured bats must be taken into temporary care by an experienced bat carer and looked after until such time that the bat can be transferred to a suitable replacement roost at the same site, or weather conditions are suitable for release at the same site.

7.3.7.2 Bats should only be handled by a licensed bat ecologist, wearing gloves, who has received a rabies vaccination. The bat will be placed either into a holding box, with water provided and re-released close to the site at dusk or placed into a bat box located on site.

7.3.7.3 Injured bats will be taken into care (as directed by the Bat Workers Manual, section 7.3, pages 64 – 66: 3rd edition 2004) and fed and cared for until such time when conditions are suitable (night time temperature are $>6^{\circ}\text{C}$) for them to be released at dusk on site. Bats will only be handled by an ecologist, licensed to handle bats.

7.4 Mitigation

7.4.1 This mitigation strategy is based on survey data currently held. The mitigation strategy will ensure that the bat populations on site are maintained at a favourable conservation status by the retention of the original roost sites where possible. In addition, new roosting opportunities will be created through the provision of bat boxes and roosting opportunities. There should be a net gain in roosting opportunities post development.

7.5 In situ retention of bat roosts

7.5.1 There will be no in situ retention of bat roosts.

7.5.1 Evidence of roosting bats has been observed in garage 2; there are no current plans to alter this building. All contractors will be made aware of the roost location and informed that cement mixing, concrete breaking or any works that would cause significant dust and vibrations should not be undertaken within 10m of garage 2.

7.5.2 Garage 2 should not be used for the storage of equipment and building sundries as this may prevent bat access to roost locations and restrict light sampling habitat.

7.6 Modification of existing roosts

7.6.1 There will be no modification of existing bat roosts.

7.7 New Roost Creation

7.7.1 It is usually recommended that the original roost site is re-created and in addition, new roosting opportunities will be created.

7.7 Bat boxes

7.7.1 Specially designed bat boxes can be located on site and are available from Wold Ecology or online. Schwegler Bat Boxes are recommended and well tested boxes and provide additional roost habitats:

- The **2FN** bat box has two entrances - one at the front and one at the rear against the tree. Bats often creep into the rear entrance but leave by the front. It has a domed roof to allow the bats to form roosting clusters for warmth and this bat box is also designed to be effective against small predators and excludes draughts and light. Due to the opening on the bottom, this bat box does not require cleaning.
- The **1FQ** is an attractive box designed specifically to be fitted on the external wall of a house, barn, or other building. Equally appealing to bats as a roost or a nursery, it features a special porous coating to help maintain the ideal temperature inside along with a rough sawn front panel to enable the bats to land securely.

7.7.2 The majority of these boxes are self-cleaning as they are designed so that the droppings fall out of the entrance. This reduces the possibility of smell during the summer months. For more information on designs and installation of bat boxes see: www.schwegler-natur.de and www.bct.org.uk.

7.7.3 Wold Ecology recommends that at least 3 bat boxes are located on buildings or trees on site. Bat boxes should be erected on south, east or west elevations; 3-5 metres above ground level or close to roof lines.

7.8 Lighting

7.8.1 Lighting has a detrimental effect on bat activity; many bats will actually avoid areas that are well lit. Lighting can cause habitat fragmentation by preventing bats from commuting between roosts and foraging grounds (A.J Mitchell-Jones 2004).

7.8.2 It is recommended that a lighting consultant is employed to design a lighting plan based on the following principles:

- Luminaire and light spill accessories - Lighting should be directed to where it is needed, and light spillage avoided. This can be achieved by the design of the luminaire and by using accessories such as hoods, cowls, louvres and shields to direct the light to the intended area only.
- If applicable, the height of lighting columns in general should be as short as is possible as light at a low level reduces the ecological impact. However, there are cases where a taller column will enable light to be directed downwards at a more acute angle and thereby reduce horizontal spill. For pedestrian lighting, this can take the form of low level lighting that is as directional as possible and below 1 lux at ground level.

- Aim for lighting column of 5m or less, hooded and cowled to prevent light spill, for main lighting columns.
- All luminaires should lack UV elements when manufactured. Metal halide, fluorescent sources should not be used.
- LED luminaires should be used where possible due to their sharp cut-off, lower intensity, good colour rendition and dimming capability.
- A warm white spectrum (ideally <2700Kelvin) should be adopted to reduce blue light component.
- Luminaires should feature peak wavelengths higher than 550nm to avoid the component of light most disturbing to bats (Stone, 2012).
- Internal luminaires can be recessed where installed in proximity to windows to reduce glare and light spill.
- The use of specialist bollard or low-level downward directional luminaires to retain darkness above can be considered.
- Only luminaires with an upward light ratio of 0% and with good optical control should be used.
- Luminaires should always be mounted on the horizontal, i.e. no upward tilt.
- Any external security lighting should be set on motion-sensors and short (1min) timers.
- As a last resort, accessories such as baffles, hoods or louvres can be used to reduce light spill and direct it only to where it is needed.
- Light spill can be successfully screened through soft landscaping and the installation of walls, fences and bunding

7.8.3 At this site, new lighting design will ensure lights will **not** be mounted where they will shine directly on to bat boxes, or the surrounding woodland/hedgerows habitat used by foraging and commuting bats. A light intrusion lux level besides woodland edges and hedgerows along the boundaries of Middleton Lodge will be 1 lux or below.

7.9 Timber treatment

7.9.1 It is good practice, where bats may come into contact with roof timbers, to carry out timber treatment using Permethryn type chemicals on the Natural England list of approved safe chemicals. New pre-treated timbers i.e. tanalised timber will be allowed to dry thoroughly before use, if applicable. A list of Natural England approved paints and timber treatments is available at <https://www.gov.uk/guidance/bat-roosts-use-of-chemical-pest-control-products-and-timber-treatments-in-or-near-them>

7.10 Method Statement – Farm house, stable and garage 1

7.10.1 This statement should be copied to contractors and all those involved with demolition, timber treatment, roofing and building works, whose work may affect bats and their roosts on site. Even though bats have not been found, demolition should occur as though bats could be present.

7.10.2 Timing

7.10.2.1 There are no mandatory timing constraints when roosting bats have not been found.

7.10.3 Locating Bats

7.10.3.1 Bats are by nature highly secretive, mobile mammals, therefore bats and their roosts can be very difficult to detect. A pipistrelle bat is capable of roosting in a crack measuring 20mm. In order to reduce any unnecessary disturbance, injury or death of any late discoveries of individual bats roosting in the buildings the following procedures should be implemented. Common roosts locations must be checked. These include:

- Underneath tiles
- Underneath ridge tiles
- Crevices in stone/brick work and gaps in mortar
- Mortise joints in roof timbers
- Above the eaves and internal wall plates
- Around window/door frames
- Under lead flashing
- Roof timbers including ridge beams and rafters

7.10.4 Working Approach

7.10.4.1 Careful removal by hand of all fittings and fixtures as describe in 7.10.3.1. Wall cavities should be checked prior to demolition and pointing.

7.10.4.2 Remove roof coverings by hand. Only half of the roof should be removed on the first day and the second half 24 hours later. This will create unfavourable conditions for any bats still roosting within the roof structure and encourage the bats to leave on their own accord.

7.10.4.3 It is good practice, where bats may come into contact with roof timbers, to carry out timber treatment using Permethryn type chemicals on the Natural England list of approved safe chemicals. New pre-treated timbers i.e. tanalised timber will be allowed to dry thoroughly before use, if applicable. A list of Natural England approved paints and timber treatments is available at <https://www.gov.uk/guidance/bat-roosts-use-of-chemical-pest-control-products-and-timber-treatments-in-or-near-them>

7.10.5 Late discoveries

7.10.5.1 In the event that bats are discovered, the following will be implemented:

- Immediately stop the work that you are undertaking.
- Do not expose the bat or cause it to fly out of the roost on its own accord.

- Contact Wold Ecology on 01377 200242 or 07795 071504 for advice.
- Advise colleagues in the vicinity of your work why you have stopped and advise them to be aware of the potential for bats being disturbed, injured or killed.
- Immediately report the matter to your site manager/line manager who will inform relevant personnel.
- Grounded bats must be carefully placed in a lidded, ventilated box with a piece of clean cloth and a small shallow container with some water. The box must be kept in a safe and quiet location.
- Any underweight or injured bats must be taken into temporary care by an experienced bat carer and looked after until such time that the bat can be transferred to a suitable replacement roost at the same site, or weather conditions are suitable for release at the same site.

7.10.5.2 Bats should only be handled by a licensed bat ecologist, wearing gloves, who has received a rabies vaccination. The bat will be placed either into a holding box, with water provided and re-released close to the site at dusk or placed into a bat box located on site.

7.10.5.3 Injured bats will be taken into care (as directed by the Bat Workers Manual, section 7.3, pages 64 – 66: 3rd edition 2004) and fed and cared for until such time when conditions are suitable (night time temperature are $>6^{\circ}\text{C}$) for them to be released at dusk on site. Bats will only be handled by an ecologist, licensed to handle bats.

8.0 BIRDS

- 8.1 Birds are afforded various levels of protection and levels of conservation status on a species by species basis. The most significant general legislation for British birds lies within Part 1 of the Wildlife and Countryside Act 1981 (as amended). Under this legislation, it is an offence to, kill, injure or take any wild bird, take, damage or destroy the nest of any wild bird while that nest is in use or being built, take or destroy an egg of any wild bird.
- 8.2 The daytime assessment identified whether the studied buildings had any signs of residency and/or barn owl usage. Specifically, the visual survey involved:
- An assessment of the suitability of buildings or stone feature to enable access for breeding barn owls.
 - A thorough check for pellets, feathers or signs of old nest remains in the form of pellet debris and/or old broken egg shells.
- 8.3 The visual inspection also recorded any other visible active/disused nests and bird activity within the buildings.
- 8.4 Field survey results
- 8.4.1 Evidence of Barn owl *Tyto alba* was recorded in the stable. See separate Barn Owl Report (Wold Ecology 2021).

8.4.2 The following nests were observed:

Species/nest type	Number	Location	Comment
Small passerine*	1	Stable	Active blackbird nest
Large nests**	1	Stable	Inactive and old nest.
Swallow <i>Hirundo rustica</i>	4	Stable	Inactive.
House martin <i>Delichon urbicum</i>	16	Games room	Majority inactive.
* Small passerine nest primarily moss, feathers, leaves and vegetation suitable for tits, blackbird <i>Turdus merula</i> , robin <i>Erithacus rubecula</i> , wren <i>Troglodytes troglodytes</i> etc.			
** Larger nest primarily twigs suitable for wood pigeon <i>Columba palumbus</i> , feral pigeon <i>Columba livia</i> , collared dove <i>Streptopelia decaocto</i> , Jackdaw <i>Corvus monedula</i> etc.			

8.5 Biodiversity Gains and Recommendation

- 8.5.1 All nests should remain undisturbed and intact until after the breeding bird season – mid February to early September. Any buildings, trees, shrubs, scrub and tall vegetation to be removed should be cleared outside of the bird nesting season (i.e. clearance should be undertaken between mid-September and early February inclusive) or be carefully checked by an ecologist to confirm no active nests are present - prior to removal during the summer period. If nesting birds are found during the watching brief, works will need to stop until the young have fledged.
- 8.5.2 In order to increase nesting opportunities for birds, it is recommended that Schwegler bird boxes are erected throughout the site. Local Authority guidance recommends that 25% of houses within a development should contain a bird box.

8.5.3 Bird boxes will target species of conservation concern. A summary of recommended bird boxes are listed below:

Name	Description	Number
Schwegler nest box 1B	Tree box	2
Schwegler nest box 2GR	Tree box	2
Schwegler house martin #9b	Building box for eaves	5
Schwegler swallow box #10	Brick building box	4

8.5.4 Boxes should be placed so that the entrance does not face the prevailing wind, rain and strong sunlight. The sector from north to south east should be used, with south facing boxes positioned in more shaded areas. Boxes should be positioned away from the damp side of the tree trunk, usually told by algae, lichen and moss growth. Boxes should also be angled downwards to stop rain blowing into them.

8.5.5 Many species will use boxes at a wide variety of heights however to give the box protection in areas with a lot of human or mammalian predator activity they should be placed approximately 3-4 metres above ground level. A clear flight path should be available to and from the nest box.

8.5.6 Boxes should be attached to trees using wire where possible, it is important that nails are not used as they damage the tree, get pushed out as the tree grows and can damage chainsaw blades and cause injury if the tree is felled.

Bat Conservation Trust. 'Bats in Churches' leaflet.

Bat Conservation Trust. 'Bat Surveys for Professional Ecologists, 3rd Edition (2016).

Bat Conservation Trust. 'Biodiversity for Low and Zero Carbon Buildings: A Technical Guide to New Build'. Dr Carol Williams, 2010.

Mitchell-Jones A.J. (2004). 'Bat Mitigation Guidelines.' English Nature, Peterborough.

English Nature (1993) 'Bats in Roofs; A Guide for Surveyors'.

English Nature Northumbria Team (2004) 'Bat surveys for development proposals in North-East England'. English Nature.

Guidance Note 08/18 – Bat Conservation Trust ;Bats and artificial lighting in the UK - Bats and the Built Environment series'. 2018

Habitat Management for Bats. (2001). A guide for land managers, land owners and their advisors. JNCC.

Horacek, I. Notes on the ecology of bats of the genus *Plecotus*. Vestník Československé Společnosti Zoologické.

Mitchell-Jones, A.J. & McLeish, A.P. (1999) 'The bat workers' manual' 2nd edition. Joint Nature Conservation Committee.

Mitchell-Jones, A.J. (2004) 'Bat mitigation guidelines'. English Nature, Peterborough.

The Bat Conservation Trust www.bats.org.uk Much additional information is available on bats at this website.

Thomas, D.W. 1995. The physiological ecology of hibernation in vespertilionid bats. Symposia of the Zoological Society of London 67: 233–244.

Town and Country Planning Association 'Biodiversity Positive: Eco-towns biodiversity positive'. 2011. <http://www.tcpa.org.uk/pages/biodiversity.html>

UK Mammals: Species Status and Population Trends. JNCC / Tracking Mammals Partnership. 2005

www.bats.org.uk

10.0 APPENDICES

10.1 Background to Bats - Bat Biology.

- 10.1.1 Bats roost in a variety of places such as caves, mines, trees, and buildings. Woodlands, pasture, ponds and slow flowing rivers or canals provide suitable feeding areas for bats as they support an abundance of suitable insect forage. Bats tend to feed during the first two to three hours after sunset and again before dawn, when insect activity is at its most intense (JNCC 2004).
- 10.1.2 Bat activity over the course of a year reflects the seasonal climate and the availability of food as follows (The Bat Conservation Trust, undated):
January - March - insect prey is scarce, and bats will hibernate alone or in small groups.
April - May - insects are more plentiful and bats will become active. They may become torpid (cool and inactive) in bad weather. Females will start to form groups and will roost in several sites.
June - July - females gather in maternity roosts and give birth to young, which are suckled for several weeks. Males roost alone nearby.
August - September – mothers leave the roost before the young. Bats mate and build up fat for the winter.
October - December – Bats search for potential hibernacula. They become torpid for longer periods and then hibernate.
- 10.1.3 Bats do not stay in the same roost throughout the year. They have different requirements of roosts at different times of the year. During late April/May the bats leave their winter roosts and the females come together to form ‘nursery roosts’, these usually consist of pregnant females along with a few non-breeding and immature females. At this time, the males roost either singly or in small numbers. The single offspring is born during late June early July and can fly within 3-5 weeks.
- 10.1.4 Typical roost sites are cracks and crevices in buildings and other structures but more typically under hanging tiles, slates, soffits and cavity walls of fairly modern buildings or holes and splits in trees.
- 10.1.5 The conditions needed by bats for hibernation require the maintenance of a relatively stable low temperature (2 – 6^o). Suitable sites include; old trees, caves, cellars, tunnels, and icehouses.
- 10.1.6 Whilst the summer roosts consist of single species (although 2 – 3 species can be found within one large structure but occupying separate roost sites), winter sites often consist of 4 – 6 different species of bat, although there is often niche separation.
- 10.1.7 Bats have a complex social structure based on ‘meta populations’ and also utilise other transitional or intermediate roost sites. The several different types of roost, which bats occupy throughout the year, are as follows:
- **Day roost:** a place where individual bats, or small groups of males, rest or shelter in the day but are rarely found by night in the summer.
 - **Night roost:** a place where bats rest or shelter in the night but are rarely found in the day. May be used by a single individual on occasion or it could be used regularly by the whole colony.

- **Feeding roost:** a place where individual bats or a few individuals rest or feed during the night but are rarely present by day.
- **Transitional/occasional roost:** used by a few individuals or occasionally small groups for generally short periods of time on waking from hibernation or in the period prior to hibernation.
- **Swarming site:** where large numbers of males and females gather during late summer to autumn. Appear to be important mating sites
- **Mating sites:** sites where mating takes place from later summer and can continue through winter.
- **Maternity roost:** where female bats give birth and raise their young to independence.
- **Hibernation roost:** where bats may be found individually or together during winter. They have a constant cool temperature and high humidity. These have to be cold and free from any temperature fluctuation with high humidity. The coldness enables bats to lower their body temperature and become torpid. This saves a lot of energy, enabling them to survive on the fat stores within their bodies that they have built up throughout the summer.
- **Satellite roost:** an alternative roost found in close proximity to the main nursery colony used by a few individual breeding females to small groups of breeding females throughout the breeding season.

10.1.8 The main threats to bats include:

- Habitat loss (e.g. deforestation)
- Loss of feeding areas as a result of modern forestry and farming practices.
- Use of toxic agrochemicals and remedial timber treatment chemicals.
- Disturbance and damage to bat roosts.

10.1.9 Bats have been in decline both nationally and internationally during the latter part of the 20th Century. Bats require a variety of specific habitats in order to meet the basic needs of feeding, breeding, and hibernating and are therefore extremely vulnerable to change such as the loss of flight lines through the removal of hedgerows. It is thought that even the two most common and widespread bats, the common pipistrelle and the soprano pipistrelle, have declined by an estimated 70% (1978-1993 figures). There are a number of bat species, which are now considered seriously threatened with one species, the greater mouse-eared bat being classed as extinct as it is no longer breeding in the U.K.

10.1.10 All European bats are listed in Annex IV of the EC Directive 92/94/EEC ‘The Conservation of Natural Habitats and of Wild Fauna and Flora’ as needing “strict protection”. This is translated into British Law under the Conservation of Habitats and Species (Amendment) (EU Exit) Regulations 2019. British bats are included under Schedule 5 of the Wildlife & Countryside Act 1981. They can therefore be described as a ‘fully protected’ or ‘protected’ species.

10.1.11 A summary of the legal protection afforded to bats under both European and British law is provided by the Bat Conservation Trust (BCT, 2010): ‘All European bat species and their roosts are listed in Annex IV of the EC Directive 92/94/EEC ‘The Conservation of Natural Habitats and of Wild Fauna and Flora’ as needing “strict protection”. This is implemented in Britain under the Conservation of Habitats and Species (Amendment) (EU Exit) Regulations 2019. In summary, in the UK, it is an offence to:

- Deliberately capture, injure, or kill a bat;

- Deliberately disturb a bat in a way that would affect its ability to survive, breed or rear young, hibernate or migrate or significantly affect the local distribution or abundance of the species;
 - Damage or destroy a roost (this is an absolute offence); and
 - Possess, control, transport, sell, exchange or offer for sale/exchange any live or dead bat or any part of a bat.’
- 10.1.12 The species is also listed in Appendix II of the Bonn Convention (and its Agreement on the Conservation of Bats in Europe) and Appendix II of the Bern Convention (and Recommendation 36 on the Conservation of Underground Habitats). Although these are recommendations and not statutory instruments.
- 10.1.13 Natural England is the Government body responsible for nature conservation. Local planning authorities must consult them before granting planning permission for any work that would be likely to result in harm to the species or its habitat. Natural England issue “survey” licenses for survey work that requires the disturbance or capture of a species for scientific purposes. They also issue “conservation” licenses that are required for actions that are intended to improve the natural habitat of a European protected species or to halt the natural degradation of its habitat.
- 10.1.14 ‘Development’ licences are issued by Natural England for any actions that may compromise the protection of a European protected species, including bats, under the Conservation of Habitats and Species (Amendment) (EU Exit) Regulations 2019. This includes all developments and engineering schemes, regardless of whether or not they require planning permission.
- 10.1.15 The UK Biodiversity Action Plan states that although the pipistrelle is one of the most abundant and widespread bat species in the UK, it is still thought to have undergone a significant decline in the latter part of this century. The main factors cited for causing loss and decline include:
- A reduction in insect prey abundance, due to high intensity farming practice and inappropriate riparian management.
 - Loss of insect-rich feeding habitats and flyways, due to loss of wetlands, hedgerows, and other suitable prey habitats.
 - Loss of winter roosting sites in buildings and old trees.
 - Disturbance and destruction of roosts, including the loss of maternity roosts due to the use of toxic timber treatment chemicals.

10.2 Significance of bat roosts, appraising the nature conservation value;

- 10.2.1 The significance of bat roosts should be appraised against the following table. Where the extent of the bat roost is unclear a precautionary approach should be taken in evaluating the significance of the roost and the highest potential category should be selected.

Table 10.2.1 Appraisal of significance of bat roosts.

Scale	Summary	Examples
International	Any significant roosting sites for European Annex 2 species	Barbastelle bat roosts are only known applicable feature in East Anglia.
National	Any roosts qualifying as SSSI under the EN criteria.	Details of criteria are given in

		9.1.2 Site Selection Guidelines for Biological SSSI's.
Regional	Any significant bat roosts and features, equivalent in interest to qualifying a site as a Country Wildlife Site.	Breeding and hibernation roosts of most species.
Local	All other sites supporting feeding bats as Wildlife and Countryside Act protected species.	Bats foraging within a structure, night roosts and minor transition roosts.

10.3 Summary of conservation significance of roost types (Bat Mitigation Guidelines, 2004).

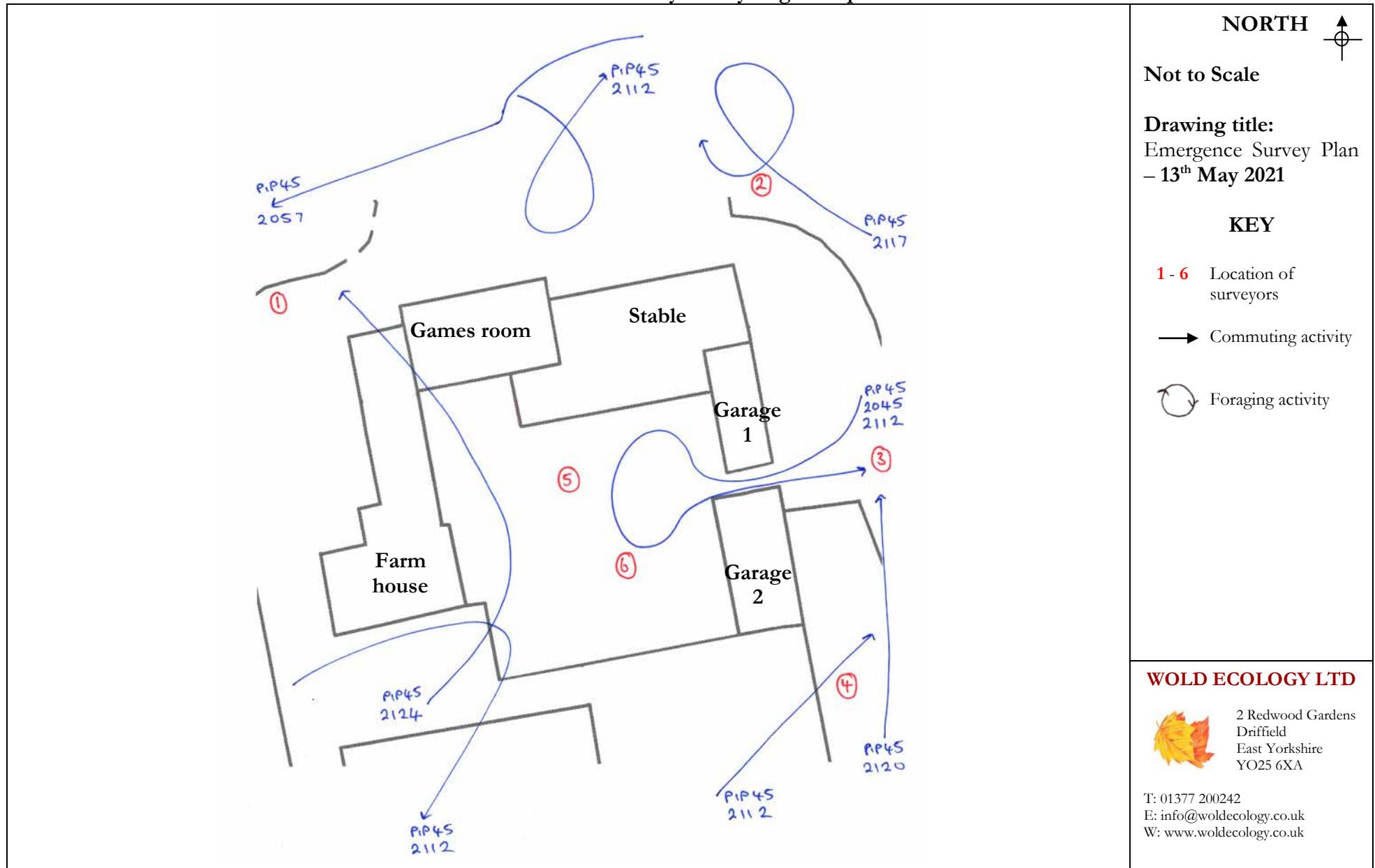
Roost type	Development effect	Scale of impact		
		Low	Medium	High
Maternity	Destruction			✓
	Isolation caused by fragmentation			✓
	Partial destruction; modification		✓	
	Temporary disturbance outside breeding season	✓		
	Post-development interference			✓
Major hibernation	Destruction			✓
	Isolation caused by fragmentation			✓
	Partial destruction; modification		✓	
	Temporary disturbance outside hibernation season	✓		
	Post-development interference			✓
Minor hibernation	Destruction			✓
	Isolation caused by fragmentation			✓
	Partial destruction, modification		✓	
	Modified management		✓	
	Temporary disturbance outside hibernation season	✓		
	Post-development interference		✓	
	Temporary destruction, then reinstatement	✓		
Mating	Destruction		✓	
	Isolation caused by fragmentation		✓	
	Partial destruction	✓		
	Modified management	✓		
	Temporary disturbance	✓		
	Post-development interference	✓		
	Temporary destruction, then reinstatement	✓		
Night roost	Destruction	✓		
	Isolation caused by fragmentation	✓		
	Partial destruction	✓		
	Modified management	✓		
	Temporary disturbance	✓		
	Post-development interference	✓		
	Temporary destruction, then reinstatement	✓		

NB This is a general guide only and does not take into account species differences. Medium impacts, in particular, depend on the care with which any mitigation is designed and implemented and could range between high and low.

10.4 Bat records for activity surveys conducted in 2021

Date – 13 th May 2021					
Loc.	Time	Species	kHz	Direction	Comment
3, 5 & 6	2045	C. Pipistrelle	45	E	Commuting
2 & 1	2057	C. Pipistrelle	45	W	Commuting
2 & 1	2112	C. Pipistrelle	45	N	Foraging
3, 5 & 6	2112	C. Pipistrelle	45	E	Commuting
4	2112	C. Pipistrelle	45	NE	Commuting
1 & 6	2112	C. Pipistrelle	45	SW	Commuting
2	2117	C. Pipistrelle	45	NW	Foraging
4 & 3	2120	C. Pipistrelle	45	N	Commuting
1	2120	C. Pipistrelle	45		Audible
5 & 1	2124	C. Pipistrelle	45	N	Commuting
4	2126	C. Pipistrelle	45		Audible
3	2140	C. Pipistrelle	45		Audible
4	2158	C. Pipistrelle	45		Audible
4	2203	C. Pipistrelle	45		Audible
3	2214	C. Pipistrelle	45		Audible
2	2115	S. Pipistrelle	55		Audible
4	2223	C. Pipistrelle	45		Audible
4	2246	C. Pipistrelle	45		Audible
Date – 31 st May 2021					
3	0258	C. Pipistrelle	45		Audible
4 & 3	0301	C. Pipistrelle	45		Audible
2 & 1	0306	C. Pipistrelle	45	S	Commuting
1	0317	C. Pipistrelle	45	N	Commuting
1	0324	C. Pipistrelle	45		Audible
2 & 1	0333	C. Pipistrelle	45	S	Commuting
4 & 3	0340	C. Pipistrelle	45	S	Commuting
1	0346	C. Pipistrelle	45		Returned to a roost on the west gable of the games room Roost 1
4 & 3	0406	Noctule	20		Audible

10.5 Bat Activity Survey Flight Maps



NORTH 

Not to Scale

Drawing title:
Emergence Survey Plan
– 13th May 2021

KEY

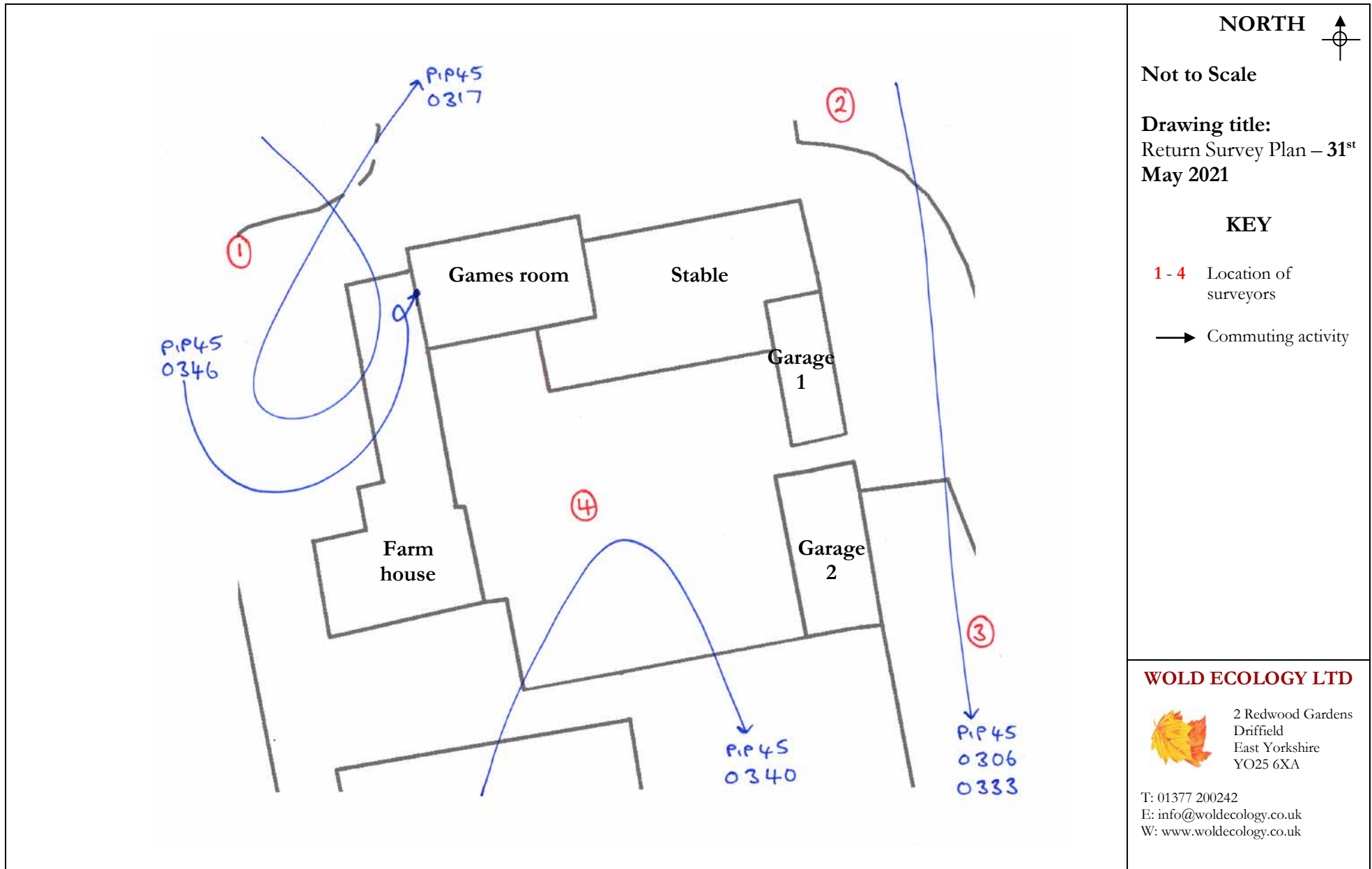
- 1 - 6 Location of surveyors
- Commuting activity
- ↻ Foraging activity

WOLD ECOLOGY LTD



2 Redwood Gardens
Driffield
East Yorkshire
YO25 6XA

T: 01377 200242
E: info@woldecology.co.uk
W: www.woldecology.co.uk



NORTH 

Not to Scale

Drawing title:
Return Survey Plan – 31st
May 2021

KEY

- 1 - 4 Location of surveyors
- Commuting activity

WOLD ECOLOGY LTD



2 Redwood Gardens
Driffield
East Yorkshire
YO25 6XA

T: 01377 200242
E: info@woldecology.co.uk
W: www.woldecology.co.uk

