

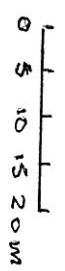


- KEY
- A IMPLEMENT STORE
 - B STABLES
 - C FARM STORE
 - D GARAGE
 - E STABLES
 - F WORKSHOP
 - G GARAGE
 - H POLE BARN

 CONCRETE
 HARD STANDING

SCALE 1:2 mm = 1 mtr.



SITE LAYOUT PLAN
BROADWAYS FARM