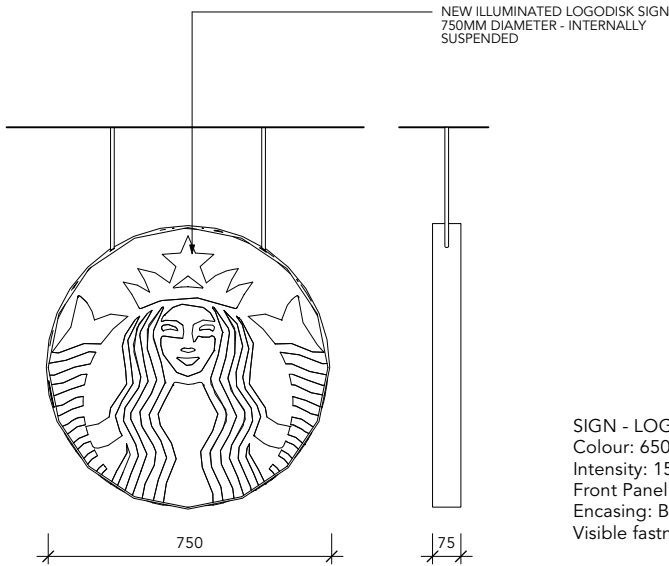
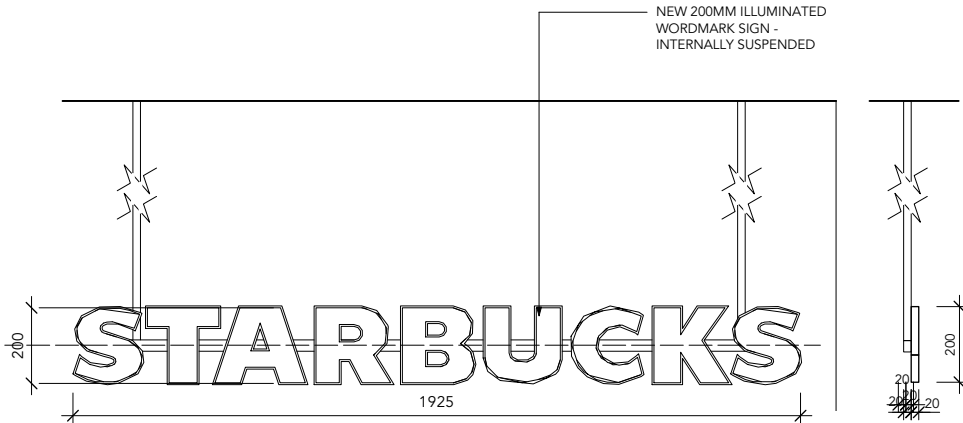


SIGNAGE FIXTURE SCHEDULE				
DESIGN ID	COUNT	DESCRIPTION	RESP	COMMENTS
XS009	2	SIGN - LOGO DISK SUSPENDED SINGLE SIDED ILLUMINATED LARGE - 750MM	CM	-
XS101	1	SIGN - WORDMARK SURFACE MOUNTED ILLUMINATED SMALL - 200MM	CM	-
XS103	1	SIGN - WORDMARK SURFACE MOUNTED ILLUMINATED LARGE - 300MM	CM	-
XS304	1	WINDOW VINYL - MOP + DELIVERY	CM	-
XS308	1	CEILING ILLUMINATED	CM	SINGLE SIDED SIGN



SIGN - LOGO DISK
Colour: 6500K
Intensity: 15,000 LUX
Front Panel: white/green opaque acrylic
Encasing: Black RAL 7021
Visible fastners powdercoated black RAL 7021


1 SIGN - LOGO DISK - 750MM
Scale: 1:20



3 EXTERIOR ELEVATION - ENTRANCE
Scale: 1:20

SIGN - WORDMARK
Colour: 6500K
Intensity: 15,000 LUX
Front Panel: white opaque acrylic
Encasing: Black RAL 7021
Visible fastners powdercoated black RAL 7021

NEW 300MM ILLUMINATED
WORDMARK SIGN - INTERNALLY
SUSPENDED



2 EXTERIOR ELEVATION - SIDE
Scale: 1:20

SIGN - WORDMARK
Colour: 6500K
Intensity: 15,000 LUX
Front Panel: white opaque acrylic
Encasing: Black RAL 7021
Visible fastners powdercoated black RAL 7021



1:20

DRAWING NOTES

- Do Not Scale from this drawing.
- The contractor must verify all dimensions on site before any works are undertaken. Any discrepancies are to be reported to the project architect/designer for clarification. Any discrepancies not brought to our immediate attention shall be deemed to be the responsibility of the contractor.
- All works will be carried out in accordance with the THE CLIENTS STANDARD SPECIFICATION document & are to comply with the tenants fit out guidelines following landlords approval.
- HVAC, MSE layouts are indicative & must be verified with the relevant contractor before commencement of work.
- All works to be carried out in accordance with the fire strategy and fire cert application schedule produced by the landlord team issued at tender.
- The existing/proposed sprinkler system is to be assessed by contractor to ensure the system is in compliance with building regs part B.
- All works to be strictly in accordance with the CDM Regulations (Health and Safety).

1	01.11.21	SIGNAGE SECTIONS ADDED		MJ
REV	DATE	DESCRIPTION		BY
CLIENT:				
PROJECT:				
STARBUCKS				
ADDRESS:				
27 SAUCHIEHALL STREET GLASGOW G2 3AT				
SHEET TITLE:				
PROPOSED SIGNAGE DETAILS				
DRAWN BY:	SCALE:	DRAW DATE:	REVISION DATE:	
MJ	1:20	06.10.2021		
CHECKED BY:	@A3			
RM				
DRG.NO:			REV:	
05795- 061- A-5001				
evolve.		Evolve Architecture 6 Beaughthier Road Weston-Super-Mare North Somerset BS24 8EE		
		01934 411291 mail@evolve-architecture.com		

THIS DRAWING AND ITS DATA IS THE PROPERTY OF EVOLVE ARCHITECTURE & SHALL NOT BE REPRODUCED WITHOUT THE COMPANY'S CONSENT. DO NOT SCALE. WRITTEN DIMENSIONS TAKE PREFFERENCE ANY DISCREPANCES SHOULD BE REPORTED TO EVOLVE ARCHITECTURE. IMMEDIATELY. IF IN DOUBT ASK.