



This drawing is the copyright of ADP Architects Ltd. It may not be altered or reproduced in any form, or passed onto Third Parties without the written consent of ADP Architects Ltd.

**Drawing For Planning Purposes Only**

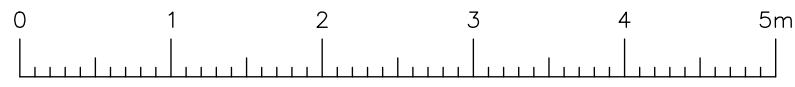
All dimensions and details on this drawing are for planning purposes and should not be used for fabrication and erection purposes. DO NOT scale from this drawing, except for planning purposes. Use figured dimensions if available. Any discrepancies should be highlighted without delay.

Note: This drawing has been produced with information from a topographical survey carried out by others. All information therefore derived from the survey drawing is assumed to be accurate and ADP Architects Ltd cannot be held accountable for any discrepancies discovered on site.

IF IN DOUBT ASK FOR CONFIRMATION.

**Elevations**

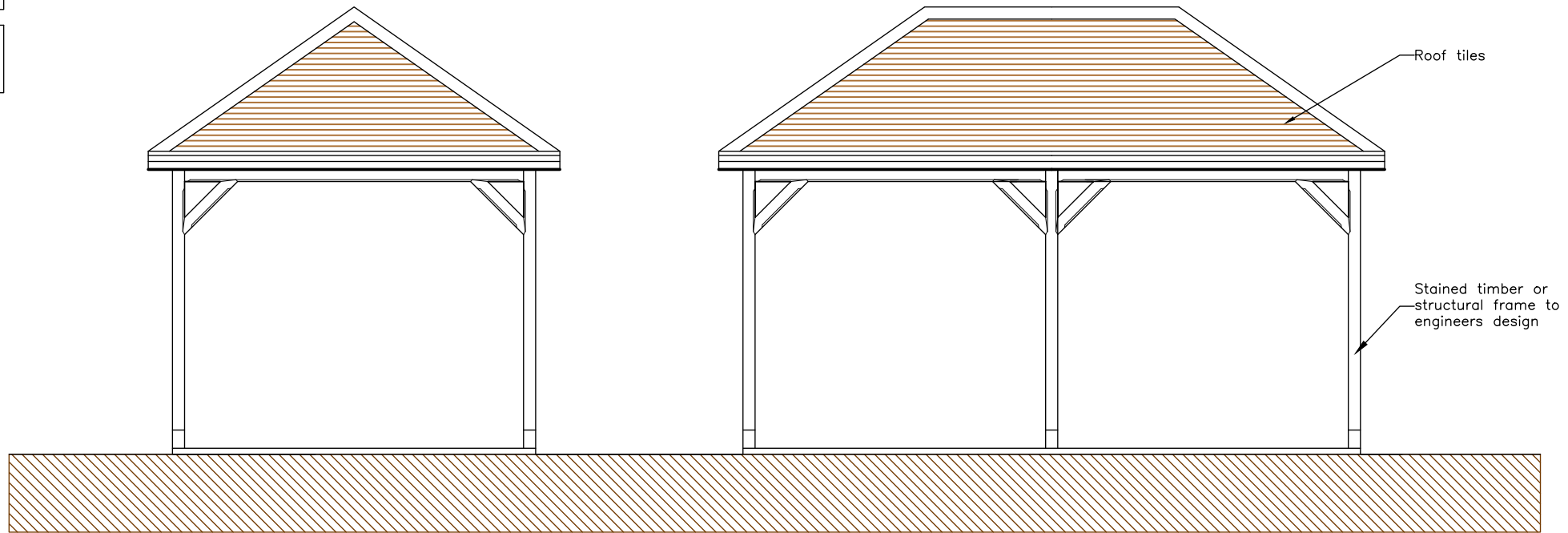
Finished ground levels are indicative only, these are generally shown 150mm below dpc level. Please refer to engineers details or the external works layout for finished ground levels if applicable.



LINEAR SCALE 1:50  
A3 @ 1:50

**adp** architects & urban designers  
Tel: 0845 365 1475  
Email: mail@adp-ltd.co.uk  
www.adparchitects.co.uk  
Richmond Court, 94 Botley Road, Park Gate, Southampton, SO31 1BA

rev: date: note:

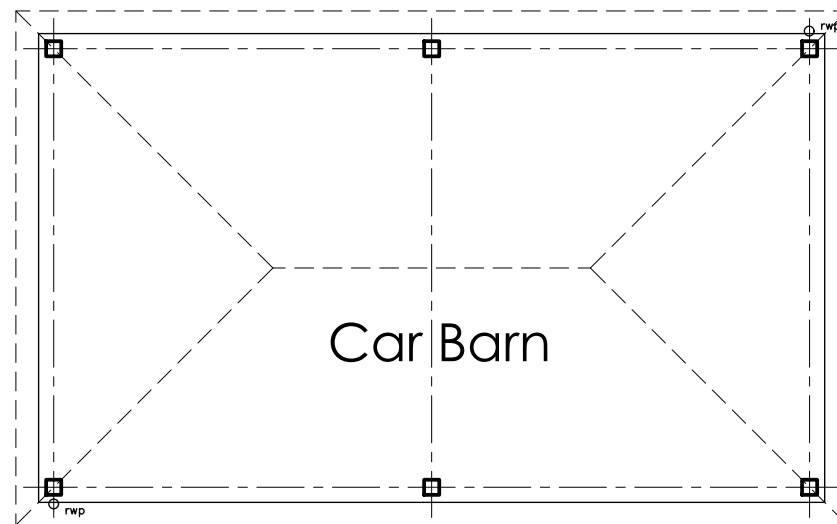


Front & Rear Elevations 1:50

Side Elevations

RWP's for guidance only:  
see external works plan  
for final positions

100x100mm posts  
indicated subject to  
eng. design



Floor Plan 1:50

Car Barn α Land at 63 Princes Road α Petersfield α Mr J Pollard α 1951A-13