L-01	EXISTING FRONT ELEVATION
01	SCALE ----------1/100

L-01	EXISTING SIDE ELEVATION
02	SCALE ----------1/100

L-01	EXISTING REAR ELEVATION
03	SCALE ----------1/100

THIS DRAWING & ANY DESIGN THEREON IS THE COPYRIGHT OF INIGO ARCHITECTURE LTD AND MUST NOT BE REPRODUCED WITHOUT THEIR WRITTEN CONSENT.

ALL DIMENSIONS AND LEVELS ARE SUBJECT TO A THOROUGH AND ACCURATE ON SITE CHECK BY THE CONTRACTOR PRIOR TO THE COMMENCEMENT OF ANY WORKS.

ALL SIZES OF STRUCTURAL COMPONENTS ARE TO BE VERIFIED BY A STRUCTURAL ENGINEER.

ELECTRICAL INSTALLATION OR MODIFICATIONS, MATERIALS AND WORKMANSHIP SHALL COMPLY WITH THE LATEST EDITIONS OF THE RELEVANT BRITISH STANDARDS AND C OF P'S AND ARE TO BE IN ACCORDANCE WITH GOOD BUILDING PRACTICE AND SUITABLE FOR PURPOSES OF THE WORKS. IN ADDITION THEY MUST COMPLY WITH THE 17TH EDITION OF THE IEE REGULATIONS INCLUDING AMENDMENTS 1 & 2, THE LOCAL ELECTRICITY SUPPLY AUTHORITY, BRITISH TELECOM, THE BUILDING REGULATIONS LATEST AMENDMENTS.

PLEASE NOTE ELECTRICAL CONTRACTORS MUST BE MEMBERS OF THE NATIONAL INSPECTION COUNCIL FOR ELECTRICAL INSTALLATION & CONTRACTING (NICIEC) & THE ELECTRICAL CONTRACTORS ASSOCIATION.

MECHANICAL INSTALLATION OR MODIFICATION, INCLUDING HEATING & HOT AND COLD WATER AND VENTILATION SERVICES TO BE IN ACCORDANCE WITH THE LATEST EDITION OF THE CIBSE GUIDE AS PRODUCED BY THE CHARTERED INSTITUTE OF BUILDING SERVICES ENGINEERS & TO CURRENT BS SPECIFICATION. I ADDITION THEY MUST COMPLY WITH THE LOCAL WATER COMPANY BYELAWS, THE CIBSE GUIDE AND C OF P'S, THE LATEST EDITION OF THE BUILDING REGULATION APPROVED DOCUMENTS AND ALL NATIONAL AND LOCAL REGULATIONS.

ALL WORKS ARE TO COMPLY WITH THE LATEST REVISION OF THE BRITISH STANDARDS.

THE CLIENT OR APPOINTING AGENT SHOULD ADVISE OF ANY KNOWN BURRIED SERVICES AND DRAINAGE LOCATION OR RESTRICTIVE COVENANTS.

THIS DRAWING SHOULD BE READ IN CONJUNCTION WITH ALL PLAN DRAWINGS & DOCUMENTS RELATING TO THE WORKS. DO NOT SCALE FROM THIS DRAWING, EXCEPT FOR PLANNING PURPOSES.

CDM Regulations 2015 : Designers' Notes on Significant Residual Risks

1.

These notes relate solely to information shown on this drawing. Only significant risks which are considered to be unusual, or unlikely to be obvious to a competent contractor or other designer will be highlighted. This information may be subject to revision as the design develops.

Refer also to Drawings

VERIFICATION STATUS	Verified by	Date
INFO/DESIGN		
PLANNING		
BUILDING CONTROL		
CONSTRUCTION		

No	Revision	Date	Drn	Chkd

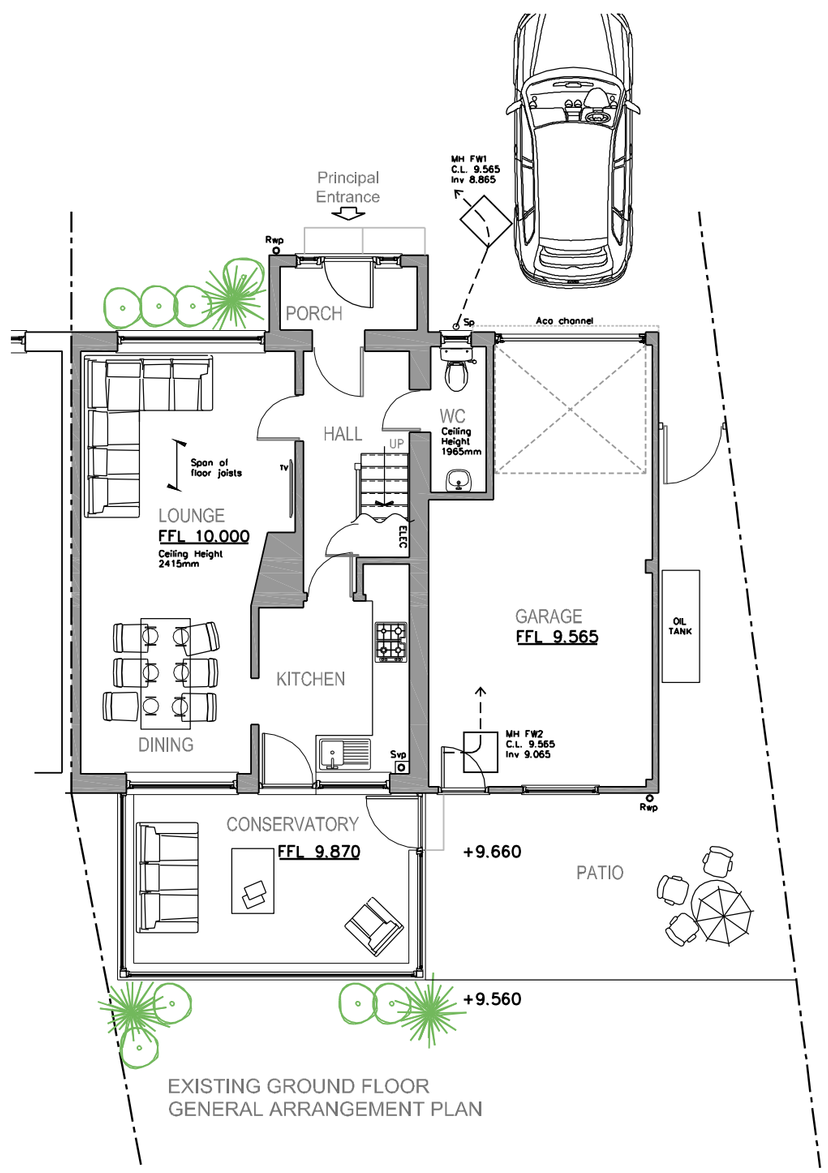

EXISTING GROUND FLOOR
GENERAL ARRANGEMENT PLAN

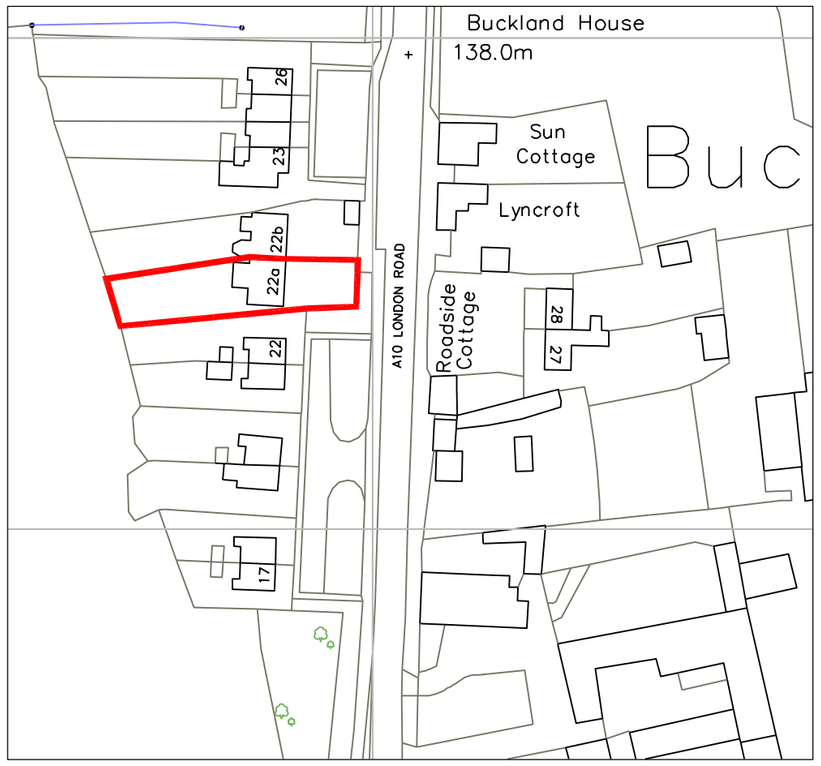

SITE LOCATION PLAN

SCALE_____1/1250

0 6.25M 12.5M 25M
1:1250

© Crown Copyright and Database Rights 2021
Reproduction in whole or in part is prohibited
without the prior permission of Ordnance Survey.

SITE BLOCK PLAN

SCALE_____1/500

0 10M 20M 40M
1:500

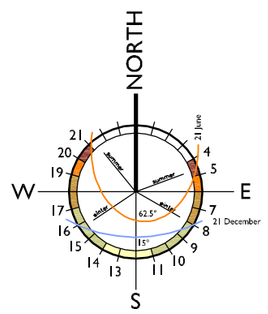

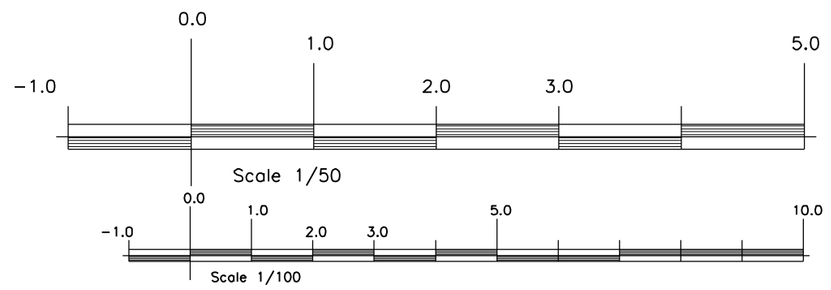

INIGO ARCHITECTURE LTD

Drg. No. L-01 Rev A	Client: Mr & Mrs Turner Proposed Single Storey Rear Extension & Alterations
Scale @ A2 1/100	Project Title: 22A Hill View, Buckland, Buntingford SG9 0PX
Date: Sep 2021	Drawing Title: Exisitng General Arrangement Plans, Elevations, Site Location and Block Plans
Drawnby: Paul	
Checked: PH	
File:	



C I A T CHARTERED PRACTICE AND DEVELOPMENT CONSULTANTS

PDF Created with deskPDF PDF Writer - Trial :: http://www.docudesk.com