

DO NOT SCALE FROM THIS DRAWING


All dimensions to be confirmed on site prior to manufacture / fabrication of all elements and construction.

Following electronic transfer of drawing information, it is the responsibility of the recipient to ensure scale.

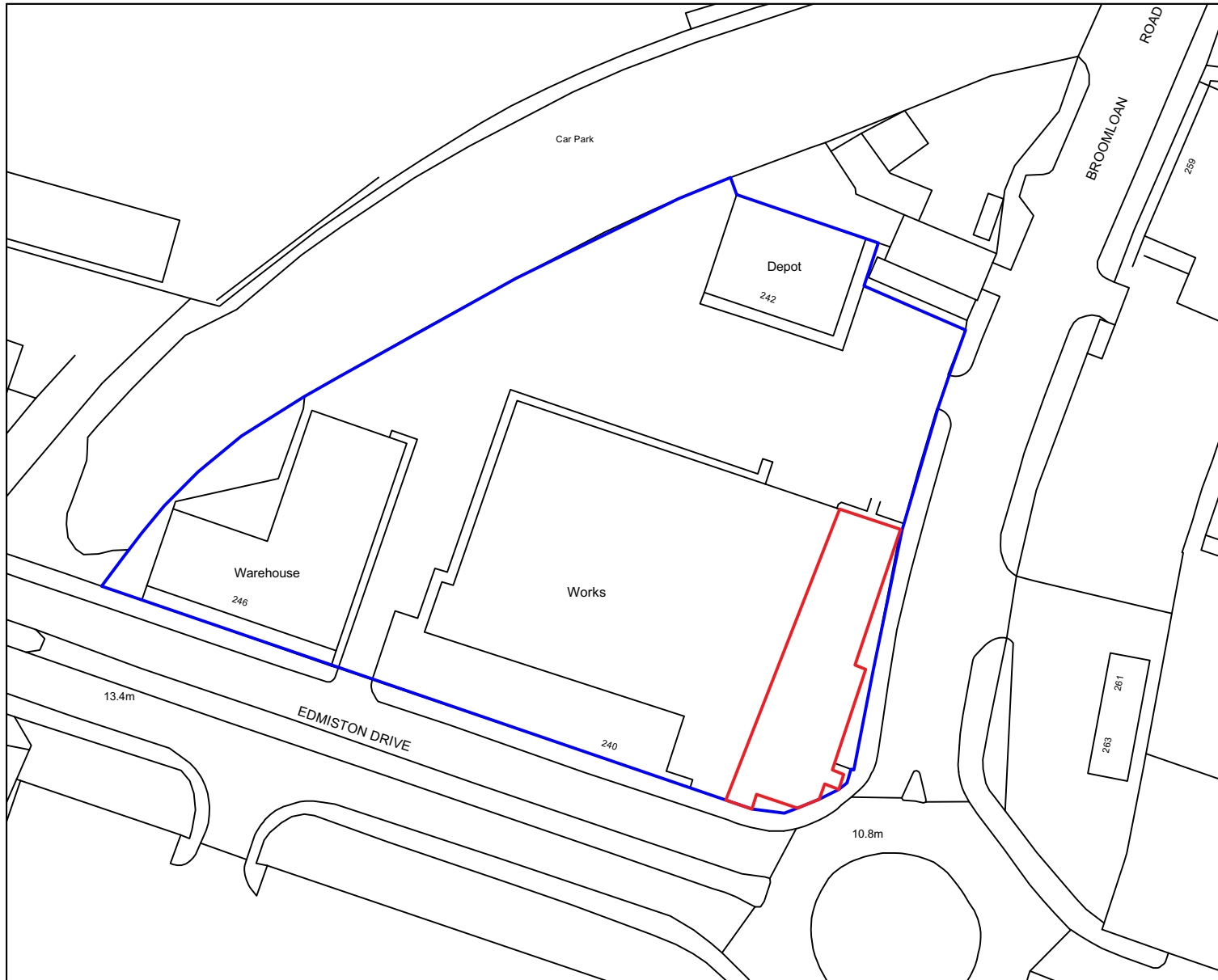
This drawing is copyright. It is sent to you in confidence. It must not be copied, reproduced, used or disclosed to or by third parties without permission.

General Notes

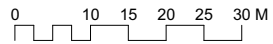
 Boundary

 Land within same ownership

Rev	Date	Note
-----	------	------



Location Plan
1:1000 @ A4



INCH Architecture and Design
Tontine Building, 20 Trongate
Glasgow, G1 5ES
Scotland, UK
+44 0141 552 4910
info@inch-architecture.co.uk
www.inch-architecture.co.uk



Project Description:
Aerial Edge - Edmiston Drive

Drawing Description:
Location Plan

Job No: **314**
Status: **PLANNING**
Drawn By: RW
Checked By: AM
Date Created: 12/11/2021
Scale: 1:1000 @ A4

Drawing No:
AL(0)100