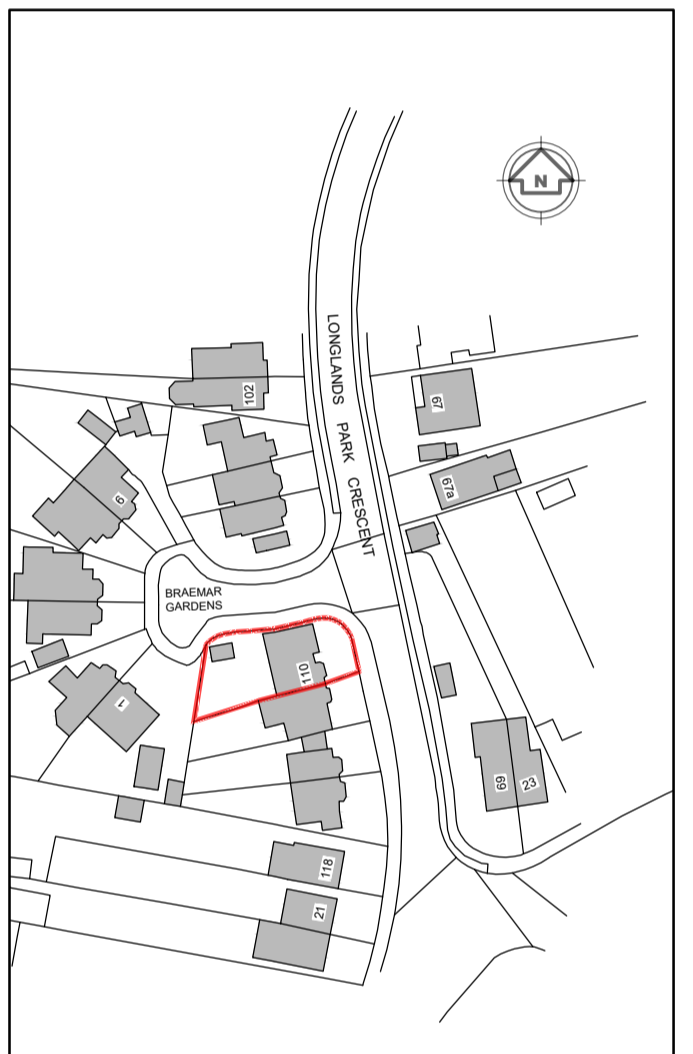
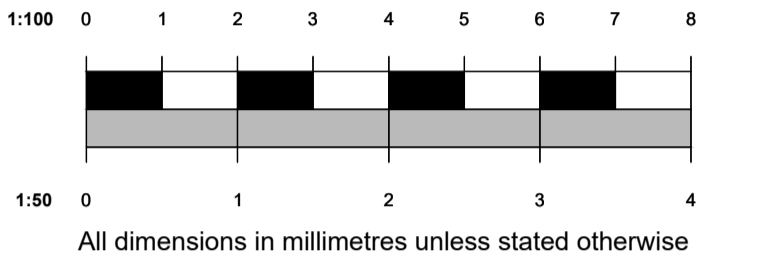


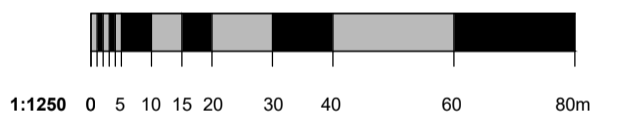
General Notes:

1. Dimensions should not be scaled from the drawings where accuracy is essential.
2. Details dimensions and levels to be checked on site by builder prior to commencement of works. Any works commenced prior to all necessary local authority approvals are entirely at the risk of the owner & builder.
3. Structural details are subject to exposure of existing construction and verification by L.A Surveyor and any necessary revised details are to be agreed with the L.A Surveyor prior to carrying out the affected works.
4. All materials are to be used in accordance with the manufacturers' guidelines and all relevant British Standards Codes of Practice & Regulation 7 of Building Regs.
5. All works are to be carried out in accordance with Local Authority requirements.
6. The intended works fall within the Party Wall Act 1996 and any adjoining owners affected must be notified prior to commencement of any works.


When printing off pdf drawings, it is the responsibility of the user to verify that the resulting prints are to scale on the appropriate sized sheet. Also the scale bar on the plan measure correctly.



Existing Site Plan 1:1250



rev.	description	date	chkd.
------	-------------	------	-------



t: 07787744404 e: efplanning@outlook.com

client: Mr Omer Mehmet

address:

110 Longlands Park Crescent
Kent
DA15 7NQ

drawing title:

Existing - Proposed Block Plans.

project:

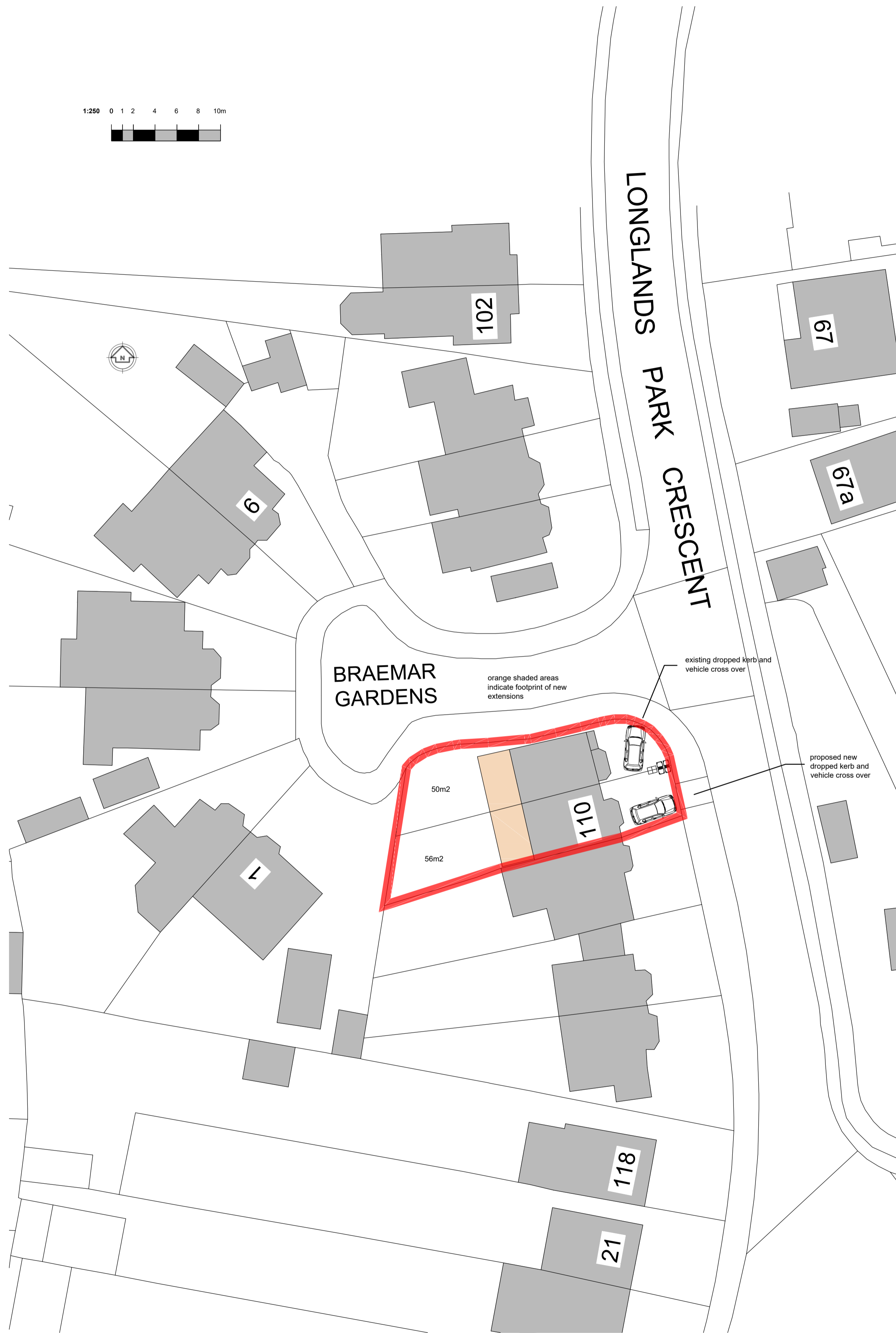
Creation of a 3 bed dwelling to the side of No.110 with associated erection of a first floor side extension to side and part single part double storey to rear extensions.

drawn: Eralp Semi chkd: sch:

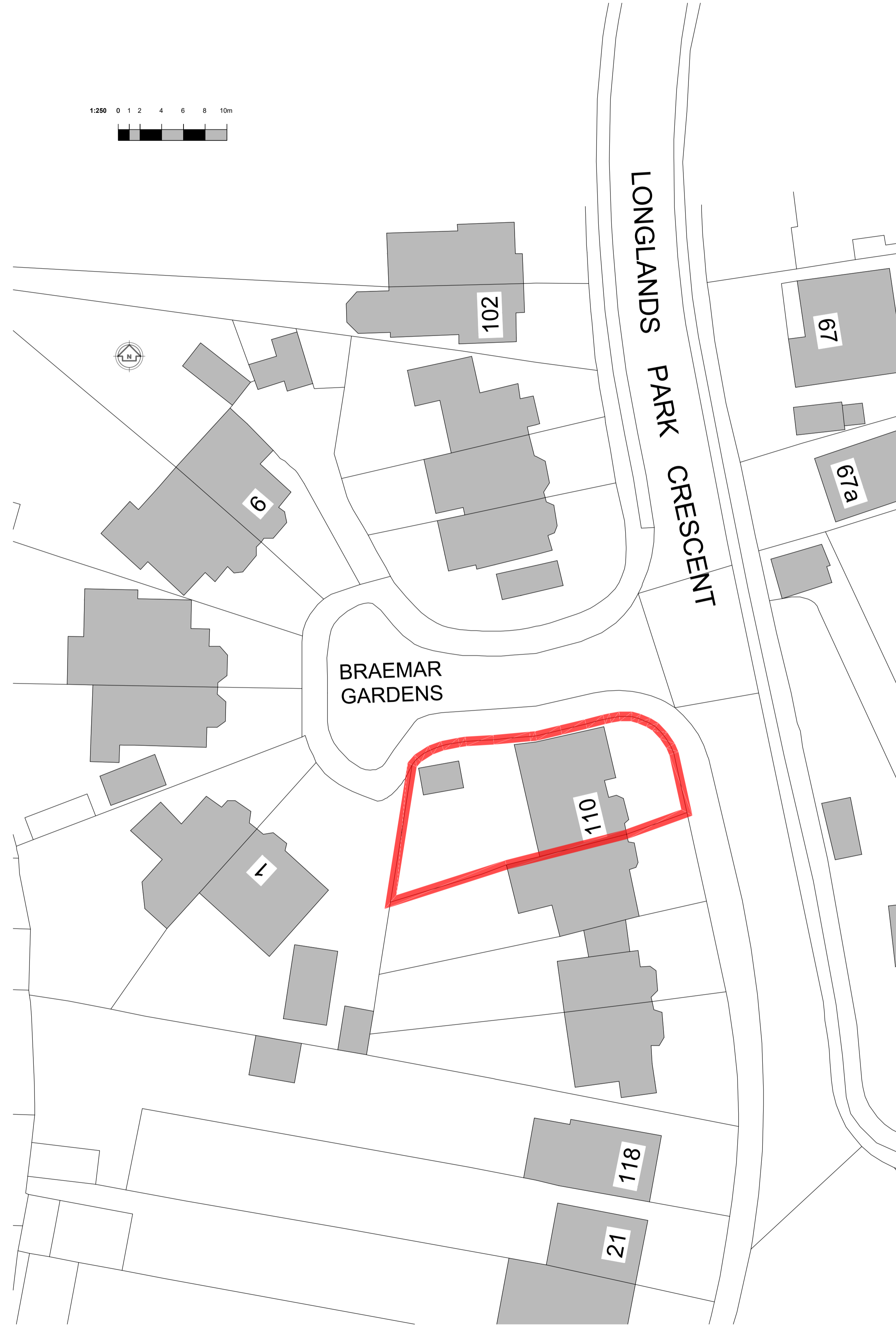
status: Planning date: July 2021

project no: EFP/21016 - 3

scale: 1:50, 1:100 at A1 rev no:



Proposed Block Plan 1:250



Existing Block Plan 1:250