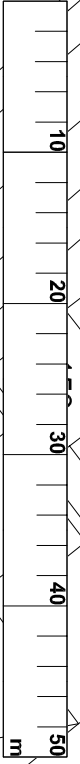
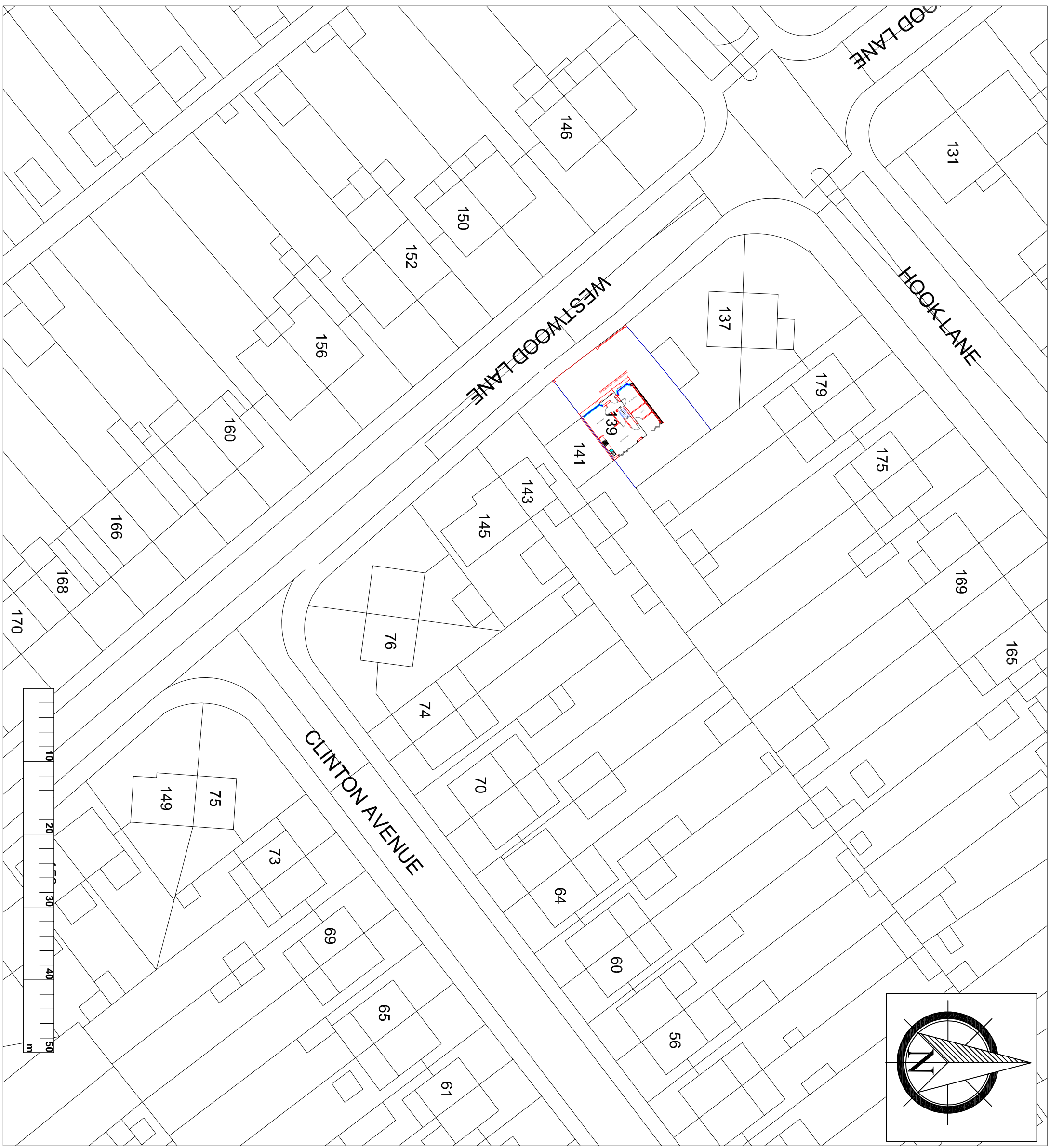
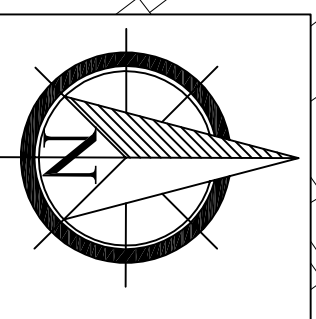


Notes

1. ALL DIMENSIONS ARE IN MILLIMETRES AND LEVELS IN METRES.
2. THIS DRAWING TO BE READ IN CONJUNCTION WITH RELEVANT ARCHITECT'S AND ENGINEER'S DRAWINGS AND SPECIFICATIONS.



Rev.	Date	By	Details of Revision
P1	26.09.2021	ST	

Client: MR RAVI PINDORIA

Project: DOUBLE STOREY SIDE EXTENSION

Address: 139 WESTWOOD LANE, WELLING, DA16 2AH

Title: PROPOSED BLOCK PLAN

DESIGN TEAM
 8 FARM VALE, BEXLEY, DA6 1NU
 ARCHITECTURAL/CIVIL & STRUCTURAL ENGINEERS

Status: PLANNING

Drawn by	A3@Scales 1:500		
Date	Eng.	Chk.	App'd.
SEP 2021			
File Ref.			

Drawing No.	07/DT/09/2021	Sheet No.	7
-------------	---------------	-----------	---