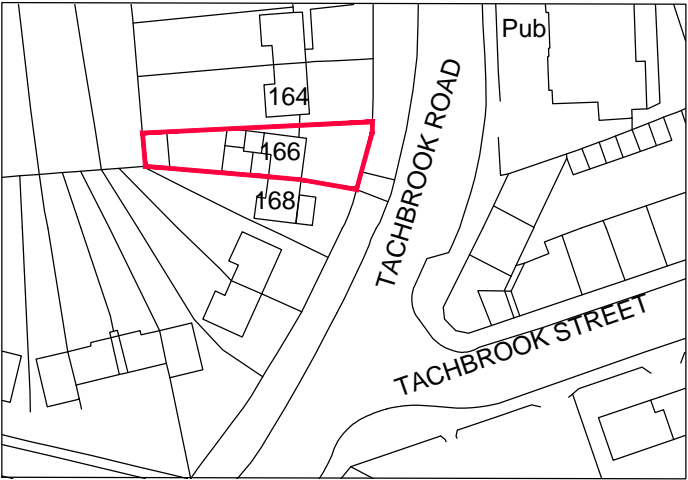
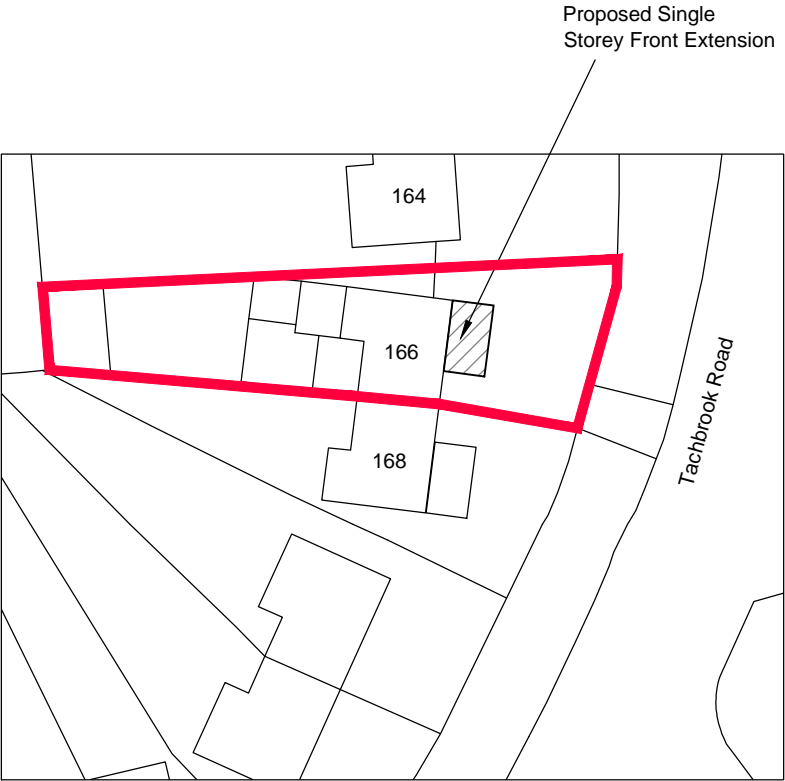


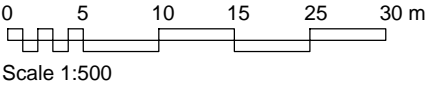
NOTE:
This drawing has been prepared for Planning Application & Building Regulations only. Contractors, consultants & all other interested parties must not scale from the drawing. All dimensions must be checked on site.

CDM REGULATIONS 2015
THE CLIENTS ATTENTION IS DRAWN TO THE CONSTRUCTION DESIGN AND MANAGEMENT (CDM REGULATIONS 2015 AND THEIR RESPONSIBILITIES OF APPOINTING A PRINCIPAL DESIGNER.
NOTHING IN THE APPOINTMENT OF G.S.ARCHITECTURAL SERVICES OR PROVISION OF DRAWINGS SHALL BE DEEMED TO CREATE ANY APPOINTMENT AS OR OBLIGATIONS AS DUTY HOLDER PURSUANT TO REGULATION 7 OF THE CDM REGULATIONS 2015.

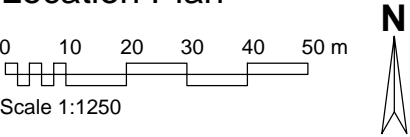
Drawing to be read in conjunction with drawing no.
2105-2, 3, 4 & 5



Block Plan



Location Plan



Planning Drawing

Project	Single Storey Front Extension at 166 Tachbrook Road, Leamington Spa		
Title	Location Plan, Block Plan Existing Plans & Elevations		
Date	Nov 2021	Scale 1:1250,1:500,1:100 @ A3	Drg No 2105-1