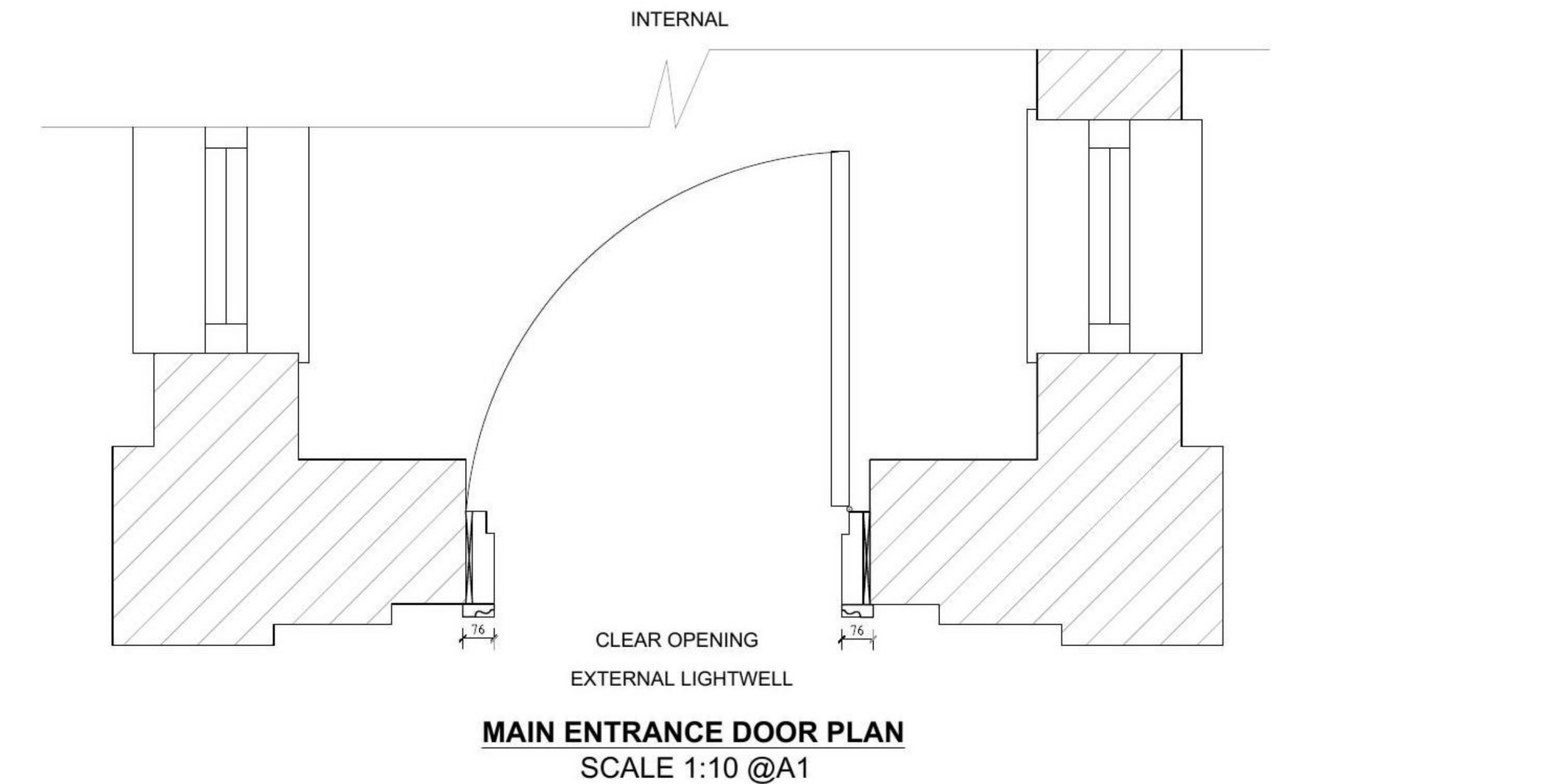
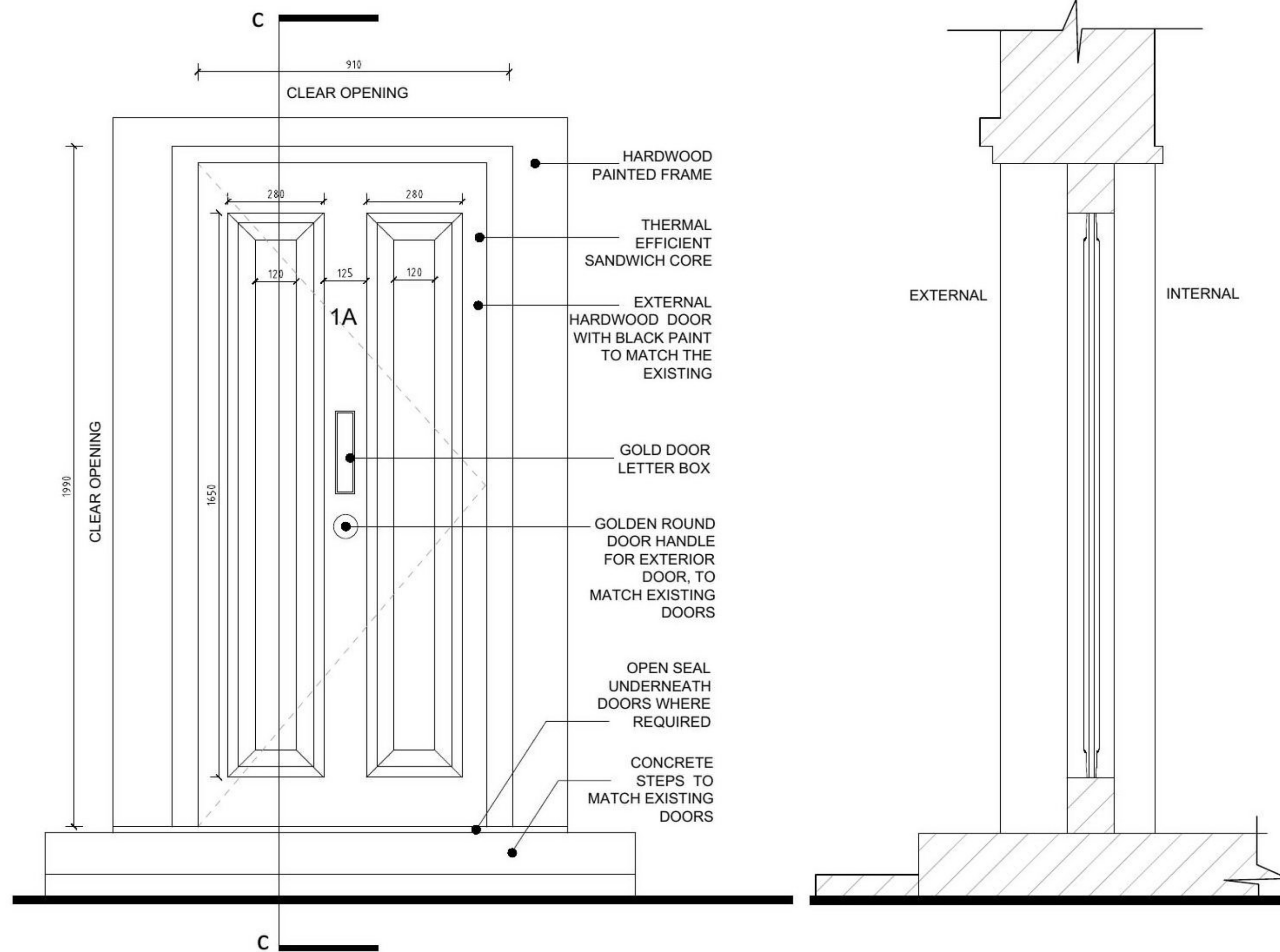


**DETAIL 2 - FRONT ELEVATION
(MAIN ENTRANCE)
(SOUTH ELEVATION)
SCALE 1:20 @ A1**




**MAIN ENTRANCE DOOR PLAN
SCALE 1:10 @A1**



**EXTERNAL DOOR ELEVATION
SCALE 1:10 @A1**

**DOOR SECTION CC
SCALE 1:10 @A1**

- GENERAL NOTES
1. THIS DRAWING IS TO BE READ IN CONJUNCTION WITH ALL GENERAL ARRANGEMENT DRAWINGS, PROJECT DETAILS AND SPECIFICATIONS.
 2. ALL DIMENSIONS TO BE CHECKED ON SITE PRIOR TO THE FABRICATION OF ANY WORK AND/OR ORDERING ANY MATERIAL. UNLESS NOTED OTHERWISE, ALL DIMENSIONS ARE TO STRUCTURAL FACES AND/OR PARTITION STUDS.
 3. ABBREVIATIONS USED:-
MJ MOVEMENT JOINT
HL AT HIGH LEVEL
AAV AIR ADMITTANCE VALVE
SVP SOIL AND VENT PIPE
DP DRAINAGE POINT
RWP RAIN WATER PIPE
 4. — SB — DENOTES STRUCTURAL BEAM OVER. FOR ALL STRUCTURAL STEELWORK, PADSTONES, AND MOVEMENT JOINT DETAILS REFER TO THE STRUCTURAL ENGINEER'S DRAWINGS.
 5. ALL DRAINAGE RUNS TO BE ABOVE FLOOR UNLESS STATED OTHERWISE. ALL DRAINAGE TO BE CONFIRMED AND DETAILED BY M&E ENGINEER.
 6. KITCHEN LAYOUT TO SPECIALIST'S DESIGN AND DETAILS.
 7. FOR MOVEMENT JOINT, BED JOINT REINFORCEMENT AND ALL STRUCTURAL INFORMATION REFER TO STRUCTURAL ENGINEER'S DRAWINGS AND DETAILS.
 8. TRUSSES AND ROOF DESIGN TO BE CONFIRMED OR DESIGNED BY SPECIALISTS.
 9. ELECTRIC AND M&E WORK TO BE CARRIED OUT BY QUALIFIED AND REGISTERED SPECIALIST.
 10. ALL EXTERNAL MATERIALS TO MATCH WITH THE EXISTING. ALL DETAILS TO BE CONFIRMED BEFORE PLACING ANY ORDER FOR MATERIALS OR COMMENCEMENT OF WORK ON SITE.
 11. ALL WALLS WHICH NEED TO BE REMOVED, SHOULD BE CARRIED OUT AS PER ENGINEER'S INSTRUCTIONS.
 12. THIS DRAWING IS COPYRIGHT AND SHOULD NOT BE REPRODUCED WITHOUT THE WRITTEN APPROVAL OF ARCHITOWN LIMITED.
 13. ALL DIMENSIONS TO BE CHECKED ON SITE AND ANY DISCREPANCIES BROUGHT TO THE ATTENTION OF THE ARCHITOWN LIMITED.
 14. NO DIMENSIONS TO BE SCALED.
 15. THIS DRAWING IS TO BE READ IN CONJUNCTION WITH ALL OTHER RELEVANT ARCHITECTS, SERVICE ENGINEERS AND STRUCTURAL / CIVIL ENGINEERS DRAWINGS AND SPECIFICATIONS.
 16. ALL THE INFORMATION IS PROVIDED BY THE CLIENT. ARCHITOWN LIMITED LTD. DO NOT TAKE ANY RESPONSIBILITY FOR ANY DISCREPANCY.
 17. ALL RIGHTS RESERVED.



STATUS		
PL_PLANNING		
Project		
1A ORWELL ROAD HARWICH. CO12 3LD		
Drawing Title		
MAIN_ENTRANCE_DOOR_DETAIL		
Date	Scale	Drawn by
AUG_2021	AS_SHOWN	FAH
Project No	Drawing No	Revision
632	20-632-P18	-