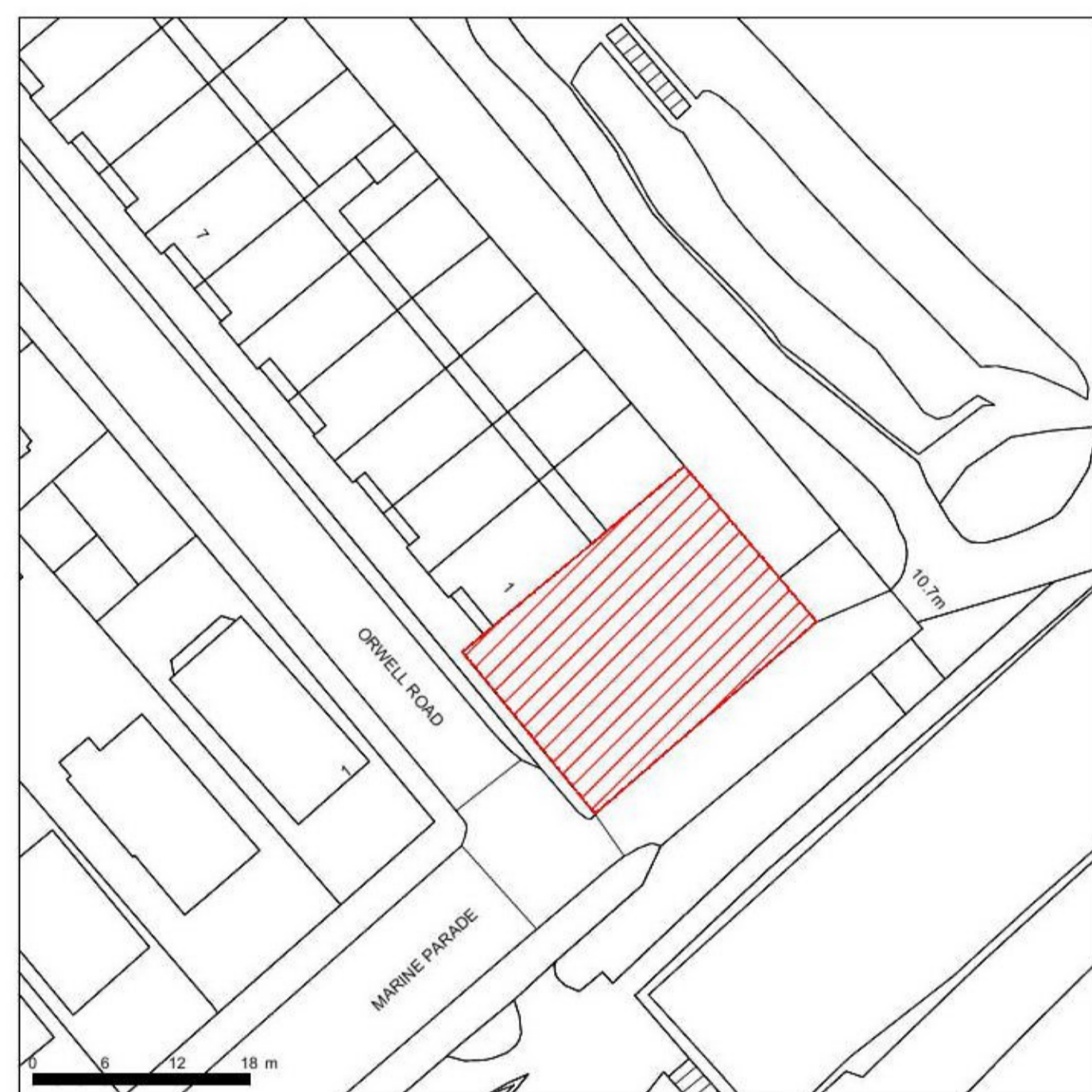
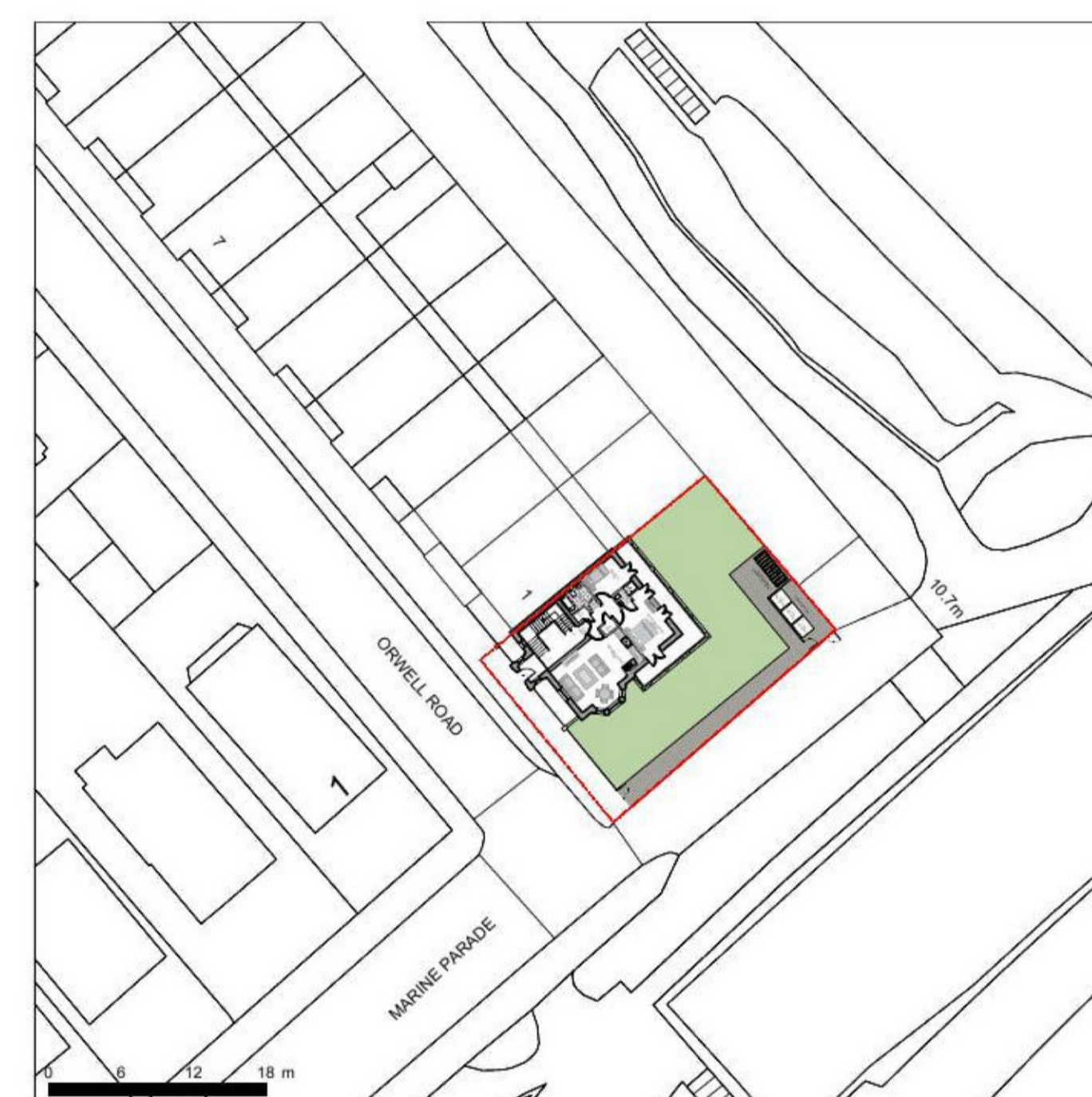


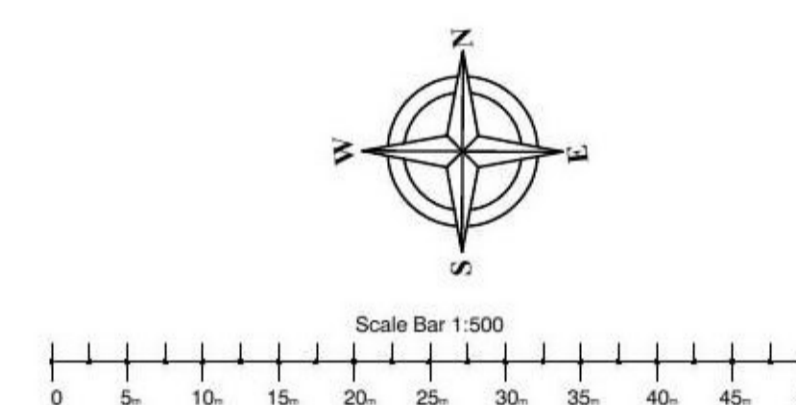
- GENERAL NOTES
1. THIS DRAWING IS TO BE READ IN CONJUNCTION WITH ALL GENERAL ARRANGEMENT DRAWINGS, PROJECT DETAILS AND SPECIFICATIONS.
 2. ALL DIMENSIONS TO BE CHECKED ON SITE PRIOR TO THE FABRICATION OF ANY WORK AND/OR ORDERING ANY MATERIAL. UNLESS NOTED OTHERWISE, ALL DIMENSIONS ARE TO STRUCTURAL FACES AND/OR PARTITION STUDS.
 3. ABBREVIATIONS USED:-
 - MJ MOVEMENT JOINT
 - HL AT HIGH LEVEL
 - AAV AIR ADMITTANCE VALVE
 - SVP SOIL AND VENT PIPE
 - DP DRAINAGE POINT
 - RWP RAIN WATER PIPE
 4. **SB** DENOTES STRUCTURAL BEAM OVER. FOR ALL STRUCTURAL STEELWORK, PADSTONES, AND MOVEMENT JOINT DETAILS REFER TO THE STRUCTURAL ENGINEER'S DRAWINGS.
 5. ALL DRAINAGE RUNS TO BE ABOVE FLOOR UNLESS STATED OTHERWISE. ALL DRAINAGE TO BE CONFIRMED AND DETAILED BY M&E ENGINEER.
 6. KITCHEN LAYOUT TO SPECIALIST'S DESIGN AND DETAILS
 7. FOR MOVEMENT JOINT, BED JOINT REINFORCEMENT AND ALL STRUCTURAL INFORMATION REFER TO STRUCTURAL ENGINEER'S DRAWINGS AND DETAILS
 8. TRUSSES AND ROOF DESIGN TO BE CONFIRMED OR DESIGNED BY SPECIALISTS.
 9. ELECTRIC AND M&E WORK TO BE CARRIED OUT BY QUALIFIED AND REGISTERED SPECIALIST.
 10. ALL EXTERNAL MATERIALS TO MATCH WITH THE EXISTING. ALL DETAILS TO BE CONFIRMED BEFORE PLACING ANY ORDER FOR MATERIALS OR COMMENCEMENT OF WORK ON SITE.
 11. ALL WALLS WHICH NEED TO BE REMOVED, SHOULD BE CARRIED OUT AS PER ENGINEER'S INSTRUCTIONS
 12. THIS DRAWING IS COPYRIGHT AND SHOULD NOT BE REPRODUCED WITHOUT THE WRITTEN APPROVAL OF ARCHITOWN LIMITED.
 13. ALL DIMENSIONS TO BE CHECKED ON SITE AND ANY DISCREPANCIES BROUGHT TO THE ATTENTION OF THE ARCHITOWN LIMITED.
 14. NO DIMENSIONS TO BE SCALED.
 15. THIS DRAWING IS TO BE READ IN CONJUNCTION WITH ALL OTHER RELEVANT ARCHITECTS, SERVICE ENGINEERS AND STRUCTURAL / CIVIL ENGINEERS DRAWINGS AND SPECIFICATIONS
 16. ALL THE INFORMATION IS PROVIDED BY THE CLIENT. ARCHITOWN LIMITED LTD. DO NOT TAKE ANY RESPONSIBILITY FOR ANY DISCREPANCY.
 17. ALL RIGHTS RESERVED.



EXISTING LOCATION PLAN



PROPOSED LOCATION PLAN



STATUS
PL_PLANNING

Project
1A ORWELL ROAD, HARWICH, CO12 3LD

Drawing Title
EXISTING & PROPOSED LOCATION PLAN

Date MAY. 2021	Scale 1:500@A1	Drawn by IHM
Project No 632	Drawing No 20-632-P01	Revision -



**ARCHITECTURE, PROJECT
MANAGEMENT & CONSTRUCTION
MANAGEMENT**

Ferguson House, 113 Cranbrook Road,
Ilford, Essex. IG1 4PU