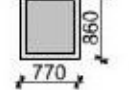
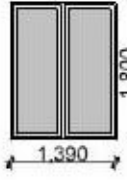
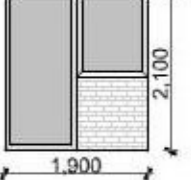
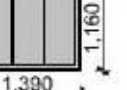
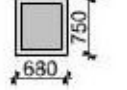
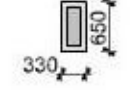




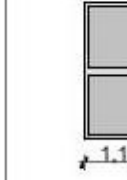







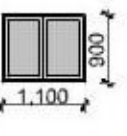
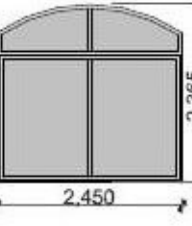
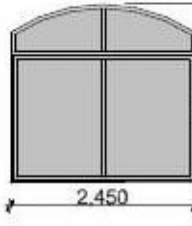
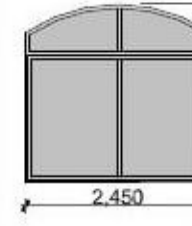
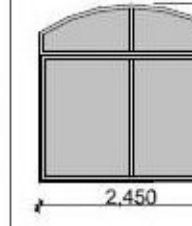
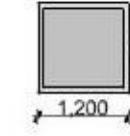


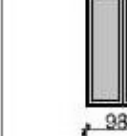


Element ID	B-W1	B-W2	B-W3	B-W4	B-W5	B-W6	B-W7	B-W8	B-W9	B-W10	B-W11	B-W12	B-W13	B-W14	B-W16	B-W16A	B-W17	B-W18
Floor	01-First Floor	01-First Floor	GF-Ground Floor	GF-Ground Floor	01-First Floor	GF-Ground Floor	GF-Ground Floor	GF-Ground Floor	GF-Ground Floor	GF-Ground Floor	GF-Ground Floor	GF-Ground Floor	GF-Ground Floor	GF-Ground Floor	GF-Ground Floor	01-First Floor	GF-Ground Floor	01-First Floor
W x H Size	770×860	1,390×1,800	1,900×2,100	1,390×1,160	680×750	330×650	1,200×1,200	1,200×1,200	1,000×900	1,000×900	1,120×1,800	1,200×900	1,200×900	1,120×1,800	670×1,310	1,750×1,250	670×1,310	1,200×900
3D Front View																		
Label Text																		

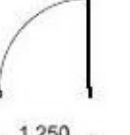

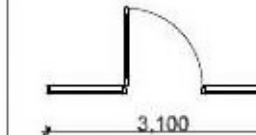
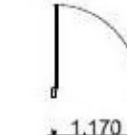
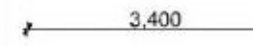
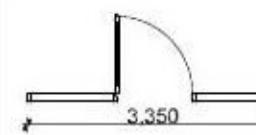
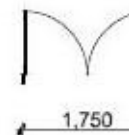

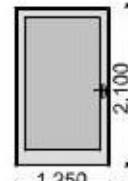
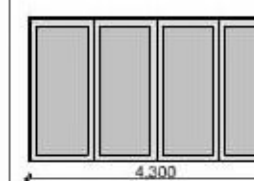
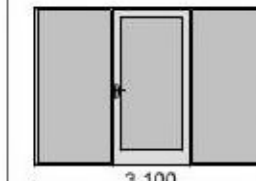

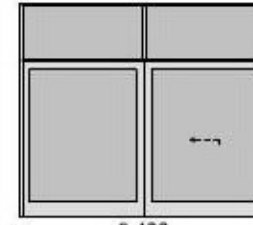
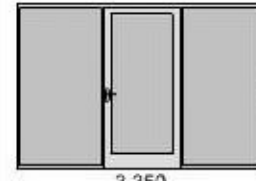


B-W18A	B-W19	B-W20	B-W21	B-W22	B-W23	B-W24	B-W26	B-W27
GF-Ground Floor	GF-Ground Floor	GF-Ground Floor	GF-Ground Floor	GF-Ground Floor	GF-Ground Floor	GF-Ground Floor	GF-Ground Floor	01-First Floor
1,100×900	2,450×2,365	2,450×2,365	2,450×2,365	2,450×2,365	1,200×1,200	1,200×700	1,200×900	980×1,550
								

PROPOSED WINDOW SCHEDULE  
UNITS 1-3 (PHASE 2)

ALL WINDOWS AND DOORS TO BE SLIM LINE PROFILE

ALL WINDOWS TO BE UPGRADED TO SLIM LINE POWDER COATED ALUMINIUM COMPOSITE/ CONSTRUCTION

ALL FRAMES TO BE POWDER COATED FINISHED IN ANTRACITE (MATT) RAL NO. 7016

Door Schedule								
Element ID	B-D1	B-D2	B-D3	B-D4	B-D5	B-D6	B-D7	B-D8
W x H Size	1,250×2,100	4,300×2,400	3,100×2,100	1,170×2,100	3,400×2,900	3,350×2,200	1,750×2,200	3,700×4,200
Home Story ...	GF-Ground Floor	GF-Ground Floor	GF-Ground Floor	GF-Ground Floor	GF-Ground Floor	GF-Ground Floor	GF-Ground Floor	01-First Floor
2D Plan Previ...								
3D Front View								
Label Text								

PROPOSED DOOR SCHEDULE  
UNITS 1-3 (PHASE 2)

Figured dimensions to be followed, do not scale off this drawing.

All dimensions and levels to be checked on site by Contractor and site dimensions to be his responsibility.

Drawing errors and omissions to be reported to the Designer.

This drawing is to be read in conjunction with all relevant consultants and/or specialist contractors' drawings and documents. Any variations or discrepancies are to be reported to the Designer before works commence.

This drawing is to be used for the purpose of Planning and Building Control Approval only.

Amendments



Site Location: Beaumont Hall Barns

Job Title: Residential Development and Conversion

Client: Stonecrest Homes Ltd.

Drawing Name: DOOR & WINDOW SCHEDULE (UNITS 1 - 3 PHASE 2)

PLANNING

Drawn by: AL Date: 01.08.21  
Checked by: Date:

Drawing Scale: 1:50 At A1 Size

Layout ID: 21-075-PL-21 Status: Revision: