

Notes:

This plan has been produced by Arborweald using an original DWG topographical plan provided by George Burn (GB/BP/02). KeyTree elements have been added to plot tree positions and canopy spreads in relation to buildings and ground surfacing, as well as Root Protection Areas (RPAs).

Project:

Minor residential development at Chiswell Barn, Sherden Lane, Marsh Green, Kent, TN8 5PR





Drawing title:

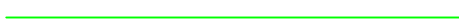



Existing arboricultural constraints plan

Drawing number:	Version:
DKS/961.1	ETC001

Key:

Identification of tree categories BS:5837

- U Dark Red 
- Those in such a condition that they cannot realistically be retained as living trees in the context of the current land use for longer than 10 years
- Category A Light Green 
- Trees of high quality with an estimated remaining life expectancy of at least 40 years
- Category B Mid Blue 
- Trees of moderate quality with an estimated remaining life expectancy of at least 20 years
- Category C Grey 
- Trees of low quality with an estimated remaining life expectancy of at least 10 years, or young trees with a stem diameter of <150mm measured at breast height

Root protection areas (RPAs)	
Category A	
Category B	
Category C	
Category U	

Date:	02/11/2021
Drawn by:	PH
Scale:	1:100 @ A1
Checked by:	DKS