








Ford Castle - PGL  
Project Number: 2035


Document Ref: 2035-Doc 01  
Date of report: 12.10.2021  
Local Authority: tbc  
Produced By: Jason Harbron (NBDA Architects)  
Checked By: Chris Tyrrell (NBDA Architects)




Room No. & Proposed Use	Item	Scope of Works	Images	Comments
<b>LISTED BUILDING APPLICATION SCOPE OF WORKS - GROUND FLOOR - CLOCK TOWER</b>				
G20				No works proposed
G21				No works proposed
G22				No works proposed
G23				No works proposed
G19 Lobby	Walls	Redecorate to match existing. Retain /reinststate skirting - Please refer to appendix 4, for paint specification.		Barrier matting to be (grey) or Skala Plain Midnight
	Floor	Replace existing vinyl floor covering with new PGL standard carpet flooring		
	Ceiling	Redecorate to match existing - Please refer to appendix 4, for paint specification.		
	Sanitaryware	n/a		
	Doors	Repair doors. Colours TBC - In general accordance with appendix 4.		
	Windows	no works		
	Electrical	no works		
	Lighting / Emergency Lighting	Lighting to be replaced with PGL standard fittings, including emergency lights		
	Heating	no works		
	Signage	Install new escape signage		
G18a Adult Bathroom	Walls	Please refer to Certificate of Lawful Development scope of works.		
	Floor	Please refer to Certificate of Lawful Development scope of works.		
	Ceiling	Redecorate to match existing - Please refer to appendix 4, for paint specification.		
	Sanitaryware	Please refer to Certificate of Lawful Development scope of works.		
	Doors	Please refer to Certificate of Lawful Development scope of works.		
	Windows	Please refer to Certificate of Lawful Development scope of works.		
	Electrical	Please refer to Certificate of Lawful Development scope of works.		
	Lighting / Emergency Lighting	Lighting to be replaced with PGL standard fittings, including emergency lights		
	Heating	Please refer to Certificate of Lawful Development scope of works.		
	Signage	Install new escape signage		
G18 Adult Bedroom	Walls	Redecorate to match existing - Please refer to appendix 4, for paint specification.		
	Floor	Replace existing vinyl floor covering with new PGL standard carpet flooring		
	Ceiling	Redecorate to match existing - Please refer to appendix 4, for paint specification.		
	Sanitaryware	Replace modern hand basin with new to PGL standard		
	Doors	Repair doors. Colours TBC - In general accordance with appendix 4.		
	Windows	no works		
	Electrical	Replace existing white plastic UPVC twin power sockets with PGL standard USB and power socket ports.		
	Lighting / Emergency Lighting	Lighting to be replaced with PGL standard fittings, including emergency lights		
	Heating	Retain existing radiators (tbc following condition survey)		
	Signage	new escape signage		
G17 Guest Bedroom	Walls	Redecorate to match existing. New timber skirting to match existing - Please refer to appendix 4, for paint specification.		
	Floor	Replace existing vinyl floor covering with new PGL standard carpet flooring		
	Ceiling	Redecorate to match existing - Please refer to appendix 4, for paint specification.		
	Sanitaryware	n/a		
	Doors	Repair doors. Colours TBC - In general accordance with appendix 4.		
	Windows	Retain timber paneling around windows and replace existing curtain poles with new, and new curtains		
	Electrical	Replace existing white plastic UPVC twin power sockets with PGL standard USB and power socket ports.		
	Lighting / Emergency Lighting	Lighting to be replaced with PGL standard fittings, including emergency lights		
	Heating	Retain existing radiators (tbc following condition survey)		
	Signage	Install new escape signage		
G16 Guest Bathroom	Walls	Please refer to Certificate of Lawful Development scope of works.		
	Floor	Please refer to Certificate of Lawful Development scope of works.		
	Ceiling	Repaint to match existing, please refer to appendix 4, for paint specification.		
	Sanitaryware	Please refer to Certificate of Lawful Development scope of works.		
	Doors	Please refer to Certificate of Lawful Development scope of works.		
	Windows	Please refer to Certificate of Lawful Development scope of works.		
	Electrical	Please refer to Certificate of Lawful Development scope of works.		
	Lighting / Emergency Lighting	Lighting to be replaced with PGL standard fittings, including emergency lights		
	Heating	Please refer to Certificate of Lawful Development scope of works.		
	Signage	Install new escape signage		
G13 Lobby	Walls	Redecorate to match existing. Retain /reinststate skirting - Please refer to appendix 4, for paint specification.		
	Floor	Replace existing vinyl floor covering with new PGL standard carpet flooring		
	Ceiling	Redecorate to match existing - Please refer to appendix 4, for paint specification.		
	Sanitaryware	n/a		
	Doors	Repair doors. Colours TBC - In general accordance with appendix 4.		
	Windows	no works		
	Electrical	no works		
	Lighting / Emergency Lighting	Lighting to be replaced with PGL standard fittings, including emergency lights		
	Heating	no works		
	Signage	Install new escape signage		
G12 Guest Bedroom	Walls	Redecorate to match existing. New timber skirting to match existing. Leave stone exposed - Please refer to appendix 4, for paint specification.		
	Floor	Replace existing vinyl floor covering with new PGL standard carpet flooring		
	Ceiling	Redecorate to match existing - Please refer to appendix 4, for paint specification.		
	Sanitaryware	n/a		
	Doors	Repair doors. Colours TBC - In general accordance with appendix 4.		
	Windows	Retain timber paneling around windows and replace existing curtain poles with new, and new curtains		
	Electrical	Replace existing white plastic UPVC twin power sockets with PGL standard USB and power socket ports.		
	Lighting / Emergency Lighting	Lighting to be replaced with PGL standard fittings, including emergency lights		
	Heating	Retain existing radiators (tbc following condition survey)		
	Signage	Install new escape signage		

G15 Guest Bathroom	Walls	Please refer to Certificate of Lawful Development scope of works			
	Floor	Please refer to Certificate of Lawful Development scope of works			
	Ceiling	Repaint to match existing, please refer to appendix 4, for paint specification.			
	Sanitaryware	Please refer to Certificate of Lawful Development scope of works			
	Doors	Please refer to Certificate of Lawful Development scope of works			
	Windows	Please refer to Certificate of Lawful Development scope of works			
	Electrical	Please refer to Certificate of Lawful Development scope of works			
	Lighting / Emergency Lighting	Lighting to be replaced with PGL standard fittings, including emergency lights			
G14a Adult Bathroom	Heating	Please refer to Certificate of Lawful Development scope of works			
	Walls	Please refer to Certificate of Lawful Development scope of works			
	Floor	Please refer to Certificate of Lawful Development scope of works			
	Ceiling	Repaint to match existing, please refer to appendix 4, for paint specification.			
	Sanitaryware	Please refer to Certificate of Lawful Development scope of works			
	Doors	Please refer to Certificate of Lawful Development scope of works			
	Windows	Please refer to Certificate of Lawful Development scope of works			
	Electrical	Please refer to Certificate of Lawful Development scope of works			
G14 Adult Bedroom	Lighting / Emergency Lighting	Lighting to be replaced with PGL standard fittings, including emergency lights			
	Heating	Please refer to Certificate of Lawful Development scope of works			
	Walls	Redecorate to match existing - Please refer to appendix 4, for paint specification.			
	Floor	Replace existing vinyl floor covering with new PGL standard carpet flooring			
	Ceiling	Redecorate to match existing - Please refer to appendix 4, for paint specification.			
	Sanitaryware	Replace hand basin with new to PGL standard			
	Doors	Repaint doors. Colours TBC			
	Windows	no works			
G07 Lobby	Electrical	Replace existing white plastic UPVC twin power sockets with PGL standard USB and power socket ports.			
	Lighting / Emergency Lighting	Lighting to be replaced with PGL standard fittings, including emergency lights			
	Heating	Retain existing radiators (tbc following condition survey)			
	Signage	new escape signage			
	Walls	Redecorate to match existing. Retain /reinstate skirting - Please refer to appendix 4, for paint specification.			
	Floor	Replace existing carpet floor with new PGL standard carpet flooring. New removable ramp into primary entrance for disabled access (externally)			
	Ceiling	Redecorate to match existing - Please refer to appendix 4, for paint specification.			
	Sanitaryware	n/a			
G08 Adult Bedroom	Doors	Repaint doors. Colours TBC			
	Windows	no works			
	Electrical	no works			
	Lighting / Emergency Lighting	Lighting to be replaced with PGL standard fittings, including emergency lights			
	Heating	Retain existing radiators (tbc following condition survey)			
	Walls	Redecorate to match existing - Please refer to appendix 4, for paint specification.			
	Floor	Replace existing vinyl floor covering with new PGL standard carpet flooring			
	Ceiling	Redecorate to match existing - Please refer to appendix 4, for paint specification.			
G08a Adult / Accessible Bathroom	Doors	Repaint doors. Colours TBC			
	Windows	no works			
	Electrical	no works			
	Lighting / Emergency Lighting	Lighting to be replaced with PGL standard fittings, including emergency lights			
	Walls	Please refer to Certificate of Lawful Development scope of works			
	Floor	Please refer to Certificate of Lawful Development scope of works			
	Ceiling	Repaint to match existing, please refer to appendix 4, for paint specification.			
	Sanitaryware	Please refer to Certificate of Lawful Development scope of works			
G09 Guest Bedroom	Doors	Please refer to Certificate of Lawful Development scope of works			
	Windows	Please refer to Certificate of Lawful Development scope of works			
	Electrical	Please refer to Certificate of Lawful Development scope of works			
	Lighting / Emergency Lighting	Lighting to be replaced with PGL standard fittings, including emergency lights			
	Walls	Redecorate to match existing. New timber skirting to match existing. Leave stone exposed - Please refer to appendix 4, for paint specification.			
	Floor	Replace existing vinyl floor covering with new PGL standard carpet flooring			
	Ceiling	Redecorate to match existing - Please refer to appendix 4, for paint specification.			
	Sanitaryware	n/a			
G10 Guest Bathrooms	Doors	Repaint doors. Colours TBC - In general accordance with appendix 4.			
	Windows	Retain timber paneling around windows and replace existing curtain poles with new, and new curtains			
	Electrical	Replace existing white plastic UPVC twin power sockets with PGL standard USB and power socket ports.			
	Lighting / Emergency Lighting	Lighting to be replaced with PGL standard fittings, including emergency lights			
	Heating	Retain existing radiators (tbc following condition survey)			
	Signage	Install new escape signage			
	Walls	Please refer to Certificate of Lawful Development scope of works.			
	Floor	Please refer to Certificate of Lawful Development scope of works.			
G06 Lobby and Stair	Ceiling	Please refer to Certificate of Lawful Development scope of works.			
	Sanitaryware	Please refer to Certificate of Lawful Development scope of works.			
	Doors	Repaint doors. Colours TBC - In general accordance with appendix 4.			
	Windows	Please refer to Certificate of Lawful Development scope of works.			
	Electrical	Please refer to Certificate of Lawful Development scope of works.			
	Lighting / Emergency Lighting	Lighting to be replaced with PGL standard fittings			
	Heating	Please refer to Certificate of Lawful Development scope of works.			
	Walls	Redecorate to match existing. Retain /reinstate skirting - Please refer to appendix 4, for paint specification.			
	Floor	Replace existing carpet floor with new PGL standard carpet flooring.			
	Ceiling	Redecorate to match existing - Please refer to appendix 4, for paint specification.			
	Doors	no works			
	Windows	no works			
	Electrical	no works			
	Heating	no works			
	Lighting / Emergency Lighting	Lighting to be replaced with PGL standard fittings			
	Walls	Redecorate to match existing. Retain /reinstate skirting			
	Floor	New floor covering to replace existing			
	Ceiling	Redecorate to match existing			

G05 Kitchenette	Doors	no works			
	Windows	no works			
	Electrical	no works			
	Heating	no works			
	Lighting / Emergency Lighting Fit-Out	Lighting to be replaced with PGL standard fittings Retain existing kitchen, remove oven			
G02 Lounge	No works proposed				
G03 Study	No works proposed				
G03a Ground Floor Toilet and Shower	Walls	Please refer to Certificate of Lawful Development scope of works.			
	Floor	Please refer to Certificate of Lawful Development scope of works.			
	Ceiling	Repaint to match existing, please refer to appendix 4, for paint specification.			
	Sanitaryware	Please refer to Certificate of Lawful Development scope of works.			
	Doors	Please refer to Certificate of Lawful Development scope of works.			
	Windows	Please refer to Certificate of Lawful Development scope of works.			
	Electrical	Please refer to Certificate of Lawful Development scope of works.			
	Lighting / Emergency Lighting Heating	Lighting to be replaced with PGL standard fittings, including emergency lights Please refer to Certificate of Lawful Development scope of works.			
G07 Plantroom	Works to be confirmed following condition survey of existing plant equipment				
G03 Lounge	No works proposed				
G06 Guest Bedroom	Walls	Re-painted to match existing - Please refer to Appendix 4, for paint specification.			
	Floors	Floor carpet to be removed and new PGL standard carpet flooring laid over existing substrate			
	Ceilings	Re-paint to match existing - Please refer to Appendix 4, for paint specification.			
	Internal Doors	No works to doors.			
	Fire Exit Signs	New Tritium self-illuminated fire escape / exit signage to be installed over doorways in direction of escape.			No escape signage present. Illuminated escape signage required to identify means of escape in the event of power failure. This will bring the building up to today's standards and improve occupants safety.
	Lighting	All light fittings to be replaced and upgraded with new LED type fittings. Light fitting type to be sympathetic in design to the character of the building.			
	Emergency Lighting	Existing fittings to be replaced with new			
G01 Stair to First Floor	Walls	Walls to be redecorated - Please refer to appendix 4, for paint specification.			
	Floor	no works			
	Ceiling	no works			
	Fit-Out	New kitchenette units fitted into alcoves, complete with microwave and sink. Water provision / routing to be confirmed at detailed design stage. Fireplace, surround and hearth to remain.			
	Doors	no works			
	Windows	No works			
	Electrical Lighting / Emergency Lighting Heating	No works Lighting to be replaced with PGL standard fittings, including emergency lights No works			
G05 Bathrooms	Walls	Replace existing hygienic panels with new hygienic wall panel. - Please refer to appendix 4, for paint specification.			
	Floor	Replace existing vinyl flooring with new, complete with coved skirting. Specification per PGL standards			
	Ceiling	Re-paint to match existing - Please refer to appendix 4, for paint specification.			
	Sanitaryware	Replace all with new PGL standard fixtures and fittings.			
	Doors	Repaint doors. Colours TBC			
	Windows	No works			
	Electrical	No works			
	Lighting / Emergency Lighting Heating	Lighting to be replaced with PGL standard fittings, including emergency lights No works			
G04 Store Cupboard	No works proposed				
G04 Housekeeping Store	Walls	Damp resistant plaster / paint to be used. Walls finished to match existing. Plaster to match existing fabric - Please refer to appendix 4, for paint specification.			
	Floor	no works			
	Ceiling	redecorate if necessary to match existing - Please refer to appendix 4, for paint specification.			
	Fit-Out	no works. All free standing storage. Sinks retained.			
	Doors	no works			
	Windows	no works			
	Lighting / Emergency Lighting Heating	Lighting to be replaced with PGL standard fittings, including emergency lights TBC following condition survey			

	Walls	Damp resistant plaster / paint to be used. Walls finished to match existing. Plaster to match existing fabric - Please refer to appendix 4, for paint specification.			
	Floor	no works			
	Ceiling	redecorate if necessary to match existing - Please refer to appendix 4, for paint specification.			

<b>G01</b>					
Activity Equipment Store					
	Fit-Out	All racking / storage to be free standing. Existing historic laundry drying facilities to be retained.			
	Doors	no works			
	Windows	no works			
	Lighting / Emergency Lighting	Lighting to be replaced with PGL standard fittings, including emergency lights			
	Heating	TBC following condition survey			

LISTED BUILDING APPLICATION SCOPE OF WORKS - FIRST FLOOR - CLOCK TOWER					
<b>F08</b>	Storage		No works proposed		
<b>F09</b>	Storage		No works proposed		
<b>F00</b>	Walls	Redecorate to match existing. Retain /reinstate skirting. - Please refer to appendix 4, for paint specification.			
	Floor	Replace existing carpet floor with new PGL standard carpet flooring.			
	Ceiling	Redecorate to match existing - Please refer to appendix 4, for paint specification.			
	Fit-Out	no works			
	Doors	no works			
	Windows	no works			
<b>F07</b>	Electrical	no works			
	Lighting / Emergency Lighting	Lighting to be replaced with PGL standard fittings			
	Walls	Please refer to Certificate of Lawful Development scope of works.			
	Floor	Please refer to Certificate of Lawful Development scope of works.			
	Ceiling	Please refer to Certificate of Lawful Development scope of works.			
	Fit-Out	Please refer to Certificate of Lawful Development scope of works.			
<b>F05</b>	Doors	Please refer to Certificate of Lawful Development scope of works.			
	Windows	Please refer to Certificate of Lawful Development scope of works.			
	Electrical	Please refer to Certificate of Lawful Development scope of works.			
	Lighting / Emergency Lighting	Lighting to be replaced with PGL standard fittings, including emergency lights			
	Heating	No works			
	<b>F06</b>	Walls	Redecorate walls - Please refer to appendix 4, for paint specification.		
Floor		Replace existing carpet floor with new PGL standard carpet flooring.			
Ceiling		Re-paint to match existing - Please refer to appendix 4, for paint specification.			
Doors		no works			
Windows		No works			
Electrical		No works			
<b>F01</b>	Lighting / Emergency Lighting	Lighting to be replaced with PGL standard fittings, including emergency lights			
	Heating	No works			
	Walls	Redecorate walls - Please refer to appendix 4, for paint specification.			
	Floor	no works			
	Ceiling	Re-paint to match existing - Please refer to appendix 4, for paint specification.			
	Doors	no works			
<b>F02</b>	Windows	No works			
	Electrical	No works			
	Lighting / Emergency Lighting	Lighting to be replaced with PGL standard fittings, including emergency lights			
	Heating	No works			
	Walls	Redecorate walls - Please refer to appendix 4, for paint specification.			
	Floor	no works			
<b>F03</b>	Ceiling	Re-paint to match existing - Please refer to appendix 4, for paint specification.			
	Doors	no works			
	Windows	No works			
	Electrical	No works			
	Lighting / Emergency Lighting	Lighting to be replaced with PGL standard fittings, including emergency lights			
	Heating	No works			
<b>F04</b>	Walls	Redecorate walls - Please refer to appendix 4, for paint specification.			
	Floor	no works			
	Ceiling	Re-paint to match existing - Please refer to appendix 4, for paint specification.			
	Doors	no works			
	Windows	No works			
	Electrical	No works			
<b>F00</b>	Lighting / Emergency Lighting	Lighting to be replaced with PGL standard fittings, including emergency lights			
	Heating	No works			