

1 GRANGE
CLOSE

TERRACE

LIVING AREA

DINING
AREA

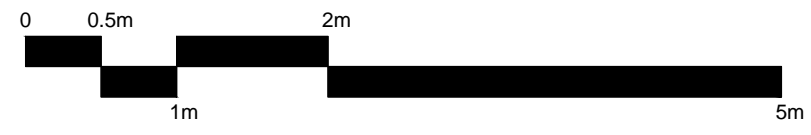
15 RISERS

CEILING
HEIGHT
APPROX 2435


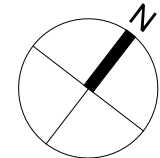
KITCHEN

WC

A



SCALE BAR @ 1:50



201 GREENWICH HIGH ROAD T: 0208 858 6788
LONDON F: 0208 305 2410
SE10 8NB bbp@bruntonboobyer.com

**THE BRUNTON BOOBYER
PARTNERSHIP**
CHARTERED ARCHITECTS

LAND ADJ. 1 GRANGE CLOSE	scale drawn date 1:50@A3 4136 03.11.21
PROPOSED - GROUND FLOOR PLAN	rev 1086/11 B

© COPYRIGHT THE BRUNTON BOOBYER PARTNERSHIP Ltd. 2021

SCALE BAR DIVIDED INTO 25mm SEGMENTS @ A3