

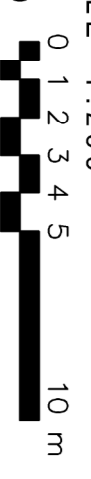


-  Surveyed Tree/Hedge
-  Unsurveyed Tree/Hedge

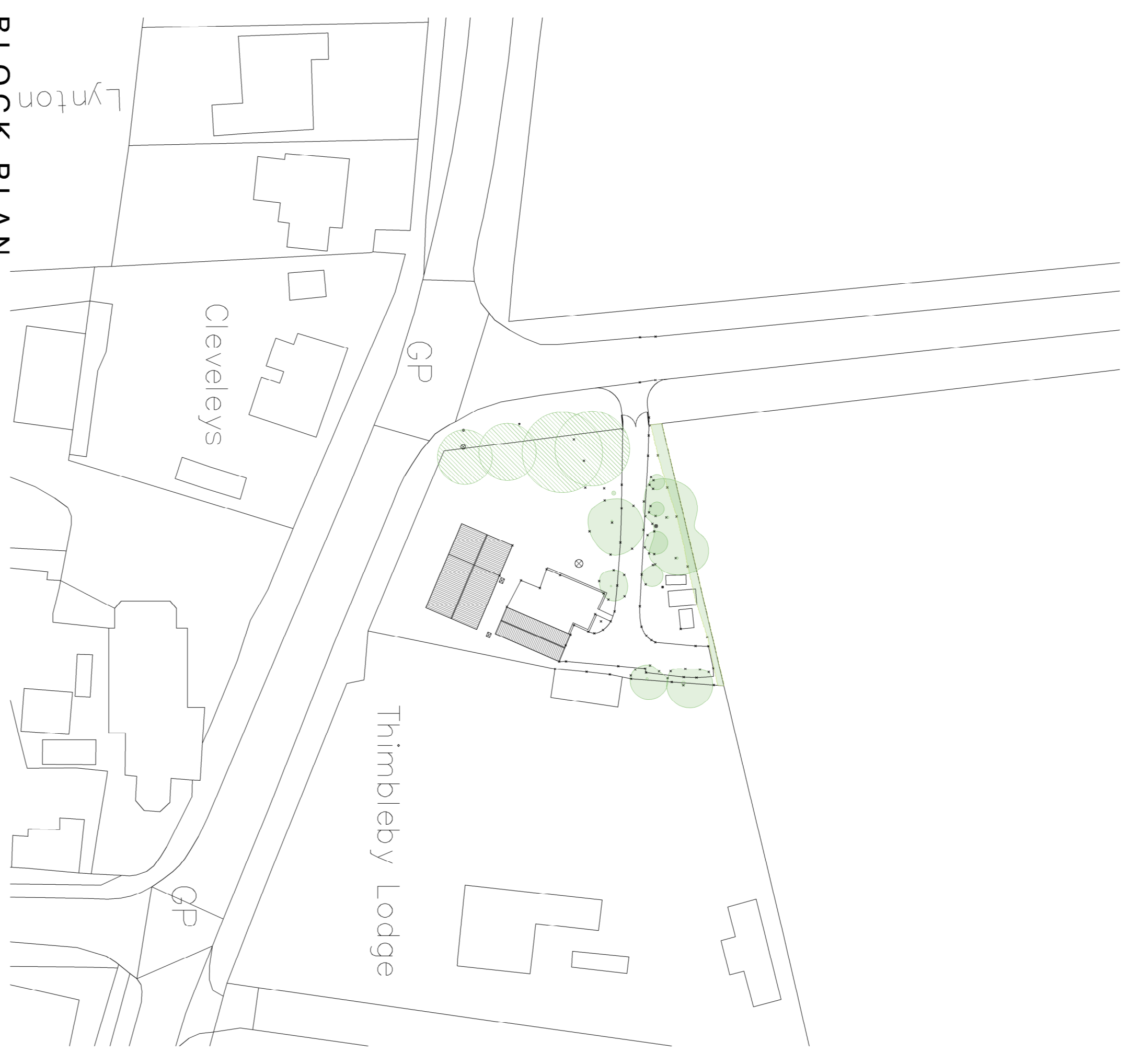


BLOCK PLAN
SCALE 1:200



GP

BLOCK PLAN
SCALE 1:500



REVISION:	DESCRIPTION:	MADE BY:	DATE:

CLIENT: Mr & Mrs G. Thompson
 PROJECT: Proposed New Garage Building with Accommodation Above
 TITLE: At Hillcrest, Thimbleby LN9 5RB
 SCALE: Scale as indicated (A1) REVISION LETTER: _____
 DRAWN: HH DRAWING NO: H8585-1001
 ORIGINAL SIZE: A1
 CHECKED:  DATE: June 2021

Architectural Consultants
    

BOSTON 12-14 Main Ridge, West, Boston PE21 6QQ **T** (01205) 357 272 **E** boston@reildowman-architecture.co.uk
STAMFORD 14 Barn Hill, Stamford PE9 2AE **T** (01780) 758 522 **E** stamford@reildowman-architecture.co.uk
ALCON 145 Church Street, Alconbury CB23 5EP **T** (01507) 486 893 **E** alcon@reildowman-architecture.co.uk
HONG KONG 222-224 Des Voeux Road, Hong Kong **T** (852) 2508 8888 **E** hongkong@reildowman-architecture.co.uk
LOUTH 62 Northgate, Louth LN11 0JY **T** (01507) 601 155 **E** louth@reildowman-architecture.co.uk
SKENES 55 Millers Dale, Skewes RG26 6JY **T** (01754) 8880 088 **E** skenes@reildowman-architecture.co.uk
SKENES 59, Gosportway, Skewes RG26 6JY **T** (01754) 8880 088 **E** skenes@reildowman-architecture.co.uk
 www.reildowman-architecture.co.uk



Planning | Design | Project Management

© Design Copyright Reserved. This drawing and design is the property of Neil Dowman Architecture Ltd. Written consent must be obtained from Neil Dowman Architecture Ltd before copying or reproducing the drawings. Do not scale the drawing. Use of the drawings is the responsibility of the user. The user is responsible for any errors and omissions. The drawings are the property of Neil Dowman Architecture Ltd. All rights reserved.