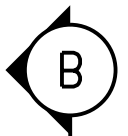


dotted line of room height shown at 2000 mm above finished floor level



roof window over shown dotted

instal staircase up to first floor

SHOWER

dotted line of room height shown at 2000 mm above finished floor level

2470

850

1820

100

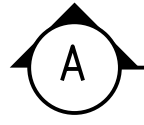
100

850

BATHROOM

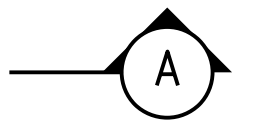
fit Velux windows over shown dotted

form plasterboard timber stud frame walls to all rooms fit 765 mm wide doors & frames



HALL

2200



BEDROOM

5840

100

perimeter line of wall shown at 1200 mm above finished floor level

perimeter line of wall shown at 1200 mm above finished floor level

STUDY 4370

5130

100

PLANNING APPLICATION

REVISION _____ DATE _____

ARCHITECT
TA ARCHITECTS
11 JOYDENS WOOD ROAD BEXLEY
KENT DA5 2HS Tel 07905 130591
ta140256@googlemail.com

JOB
PROPOSED GROUND REAR &
FLOOR FIRST EXTENSIONS
AT 112 PARK HILL ROAD
BEXLEY KENT DA5 1JA

DRAWING
PROPOSED FIRST FLOOR
PLAN - SHEET 1 OF 2

SCALE
1:50 AT A3 DATE
NOV 2021

DRAWING NO.
RP/10

form dormer windows

