




- ① Durable timber or composite cladding
- ② Britmet Slate 2000 Roof - 40 Year Lifespan
- ③ Fully Insulated for year round use
- ④ Timber Cladding - Cedar/ Larch/ Thermowood
- ⑤ Housing grade UPVC doors and Windows
- ⑥ Tanalised Decking
- ⑦ Painted Birch Ply Fascias
- ⑧ Range of internal layouts and customisations available



WHITE PEAK DESIGN AND BUILD LTD

DWG NO: The Lodges _ Page 4 REV: 1	
CLIENT:	Foster
PROJECT:	Lodges
TITLE:	Plans and Elevations
ORIGIN:	TT
DATE:	October 22, 2021
SCALE:	1:50 @ A3
WHITE PEAK DESIGN AND BUILD LTD	White Peak Design and Build Ltd Haddon Estates Yard Rowsley Derbyshire, DE4 2ED
T: 0800 689 1218 W: www.wpdb.co.uk E: info@whitepeakdb.co.uk	

