

Tree Constraints Plan 01


Surveyed trees have been assigned a category in accordance with Table 1 of BS 5837:2012 'Trees in Relation to Design, Demolition and Construction'. The category is indicated on plans by the colour of the Root Protection Area (RPA). The RPA delineates the minimum rooting area required to enable tree retention.


The categories are as follows:


- Category 'A' - Tree of high quality and/or value - Green RPA
- Category 'B' - Tree of moderate quality and/or value - Blue RPA
- Category 'C' - Tree of low quality and/or value - Grey RPA
- Category 'U' - Tree of significantly reduced potential - no RPA unless in third party ownership, then Grey RPA.

KEY:

Category 'A' RPA: 

Category 'B' RPA: 

Category 'C' RPA: 

RPA:  All ground protection and fencing must be in place to protect this are.

From Drawing:

Scale: As plan. A3 Drawing

Project / Client: AA TCP 01 Clifden Arms
Clifden Road, Worminghall, Aylesbury HP18 9JR

Title: Tree Constraints Plan

Based on: a b design Ltd Architectural services.

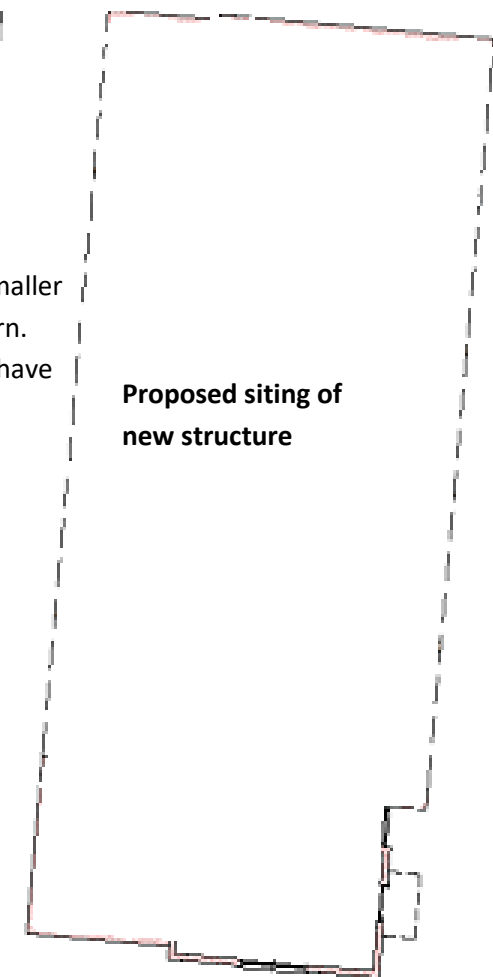
Drawing Number: 020/033/01

Drawn: R. Peace **Date:** 07/01/22

Drawing No: AA TCP 001

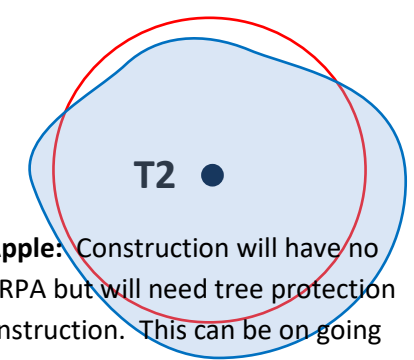
Note: The original of this drawing was produced in colour - a monochrome copy should not be relied upon. Do not scale from this drawing.

Third Party Trees in field adjacent. Smaller old boundary hedging, mainly hawthorn. Fencing in place and construction will have no effect on RPA or structure.



Proposed siting of new structure

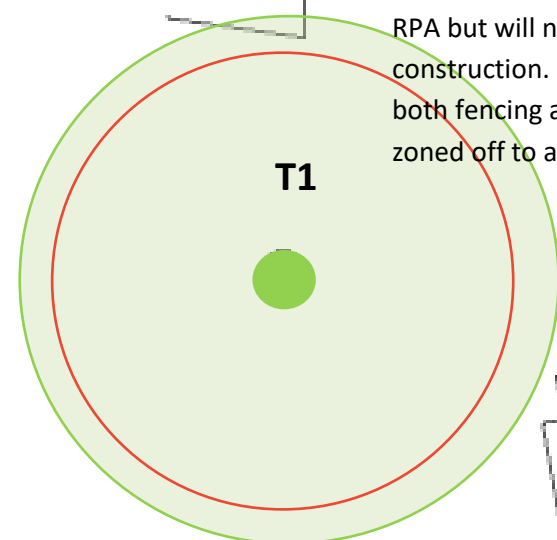
Beer Garden



T2 Crab Apple: Construction will have no effect on RPA but will need tree protection during construction. This can be on going with both fencing and ground protection

Car Park

T1 Yew. Construction will have no effect on RPA but will need tree protection during construction. This can be on going with both fencing and ground protection or zoned off to all construction processes.



T1

Pub

