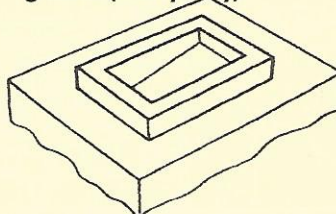
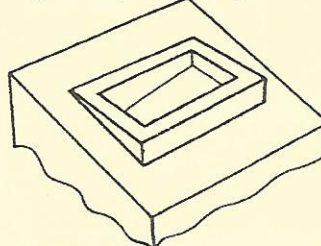


'X' BRACE SYSTEM

Partially above ground (Heavy duty)

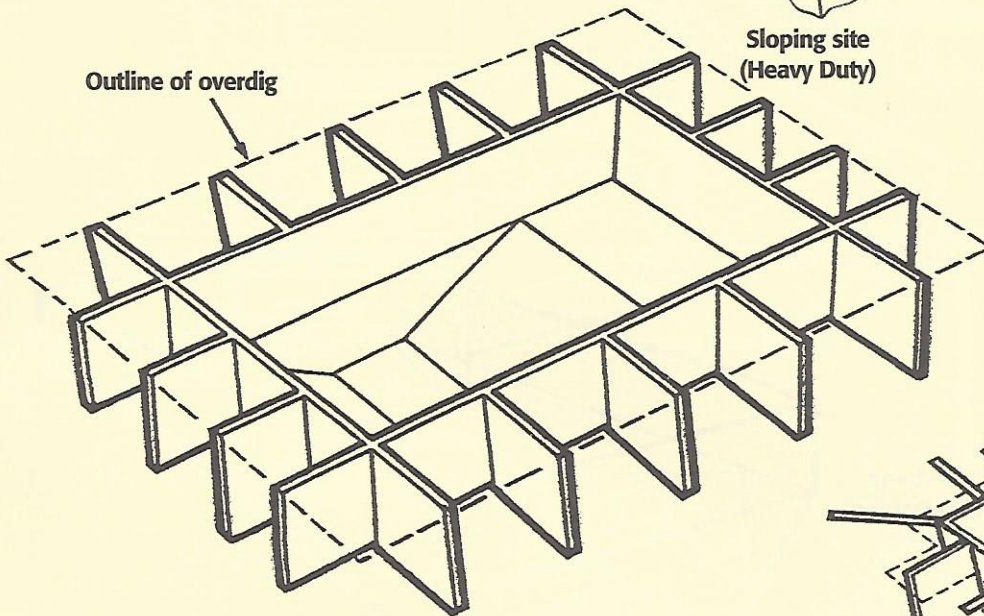


Completely above ground (Heavy duty)



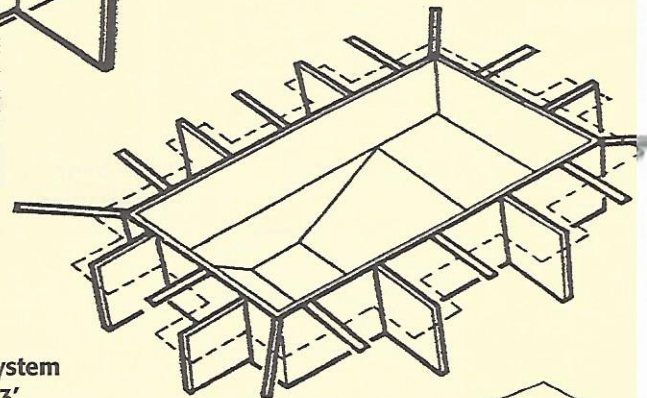
'X' BRACE AT 4' CENTRES

Sloping site (Heavy Duty)



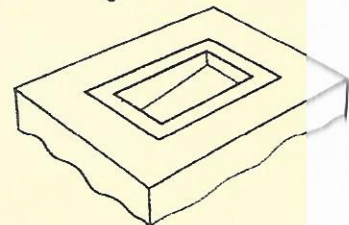
'X' BRACE AT 8' CENTRES

Requiring minimal overdig



- The 'X' Brace system incorporates a 3' concrete walkway around the pool.

Completely inground (Regular duty)



CONSTRUCTION SYSTEMS

XL range of construction systems, developed through experience, ensures their suitability to varying site conditions.

This means that pools can be set in, above or partially out of the ground as illustrated.

The modular design can absorb ground movement* extending the advantages of vinyl lined pools.

This proven technique speeds up installation and so minimises disruption.

XL modular pool construction is designed to minimise ice and frost damage that can affect conventional block pools.

The 'A' Brace will accommodate most pool installations.

However, the versatility of the 'X' Brace means the pool can be completely above ground, with the earth banked behind.

This is particularly useful when there is a big water table, rock, sloping ground or simply when major garden restructuring is required.