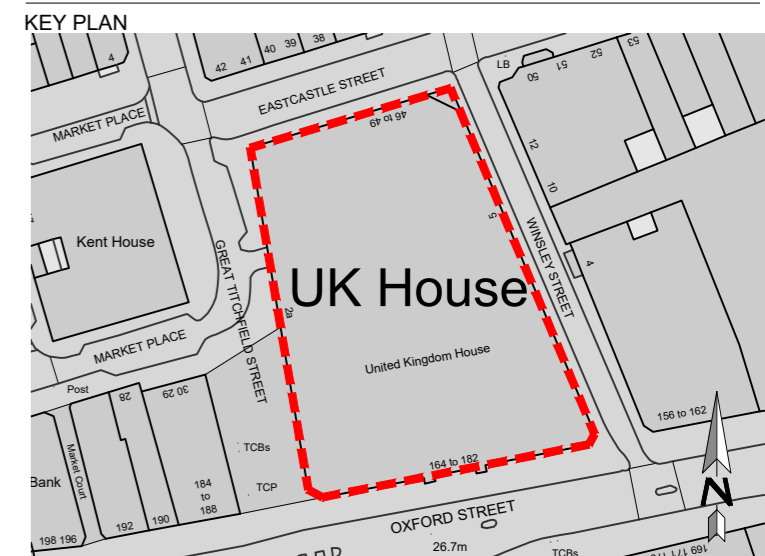


CLIENT
 STRUCTURAL ENGINEER
 SERVICES ENGINEER
 CONSULTANT



NOTES:
 DO NOT SCALE. FIGURED DIMENSIONS ONLY TO BE TAKEN FROM THIS DRAWING. CHECK DIMENSIONS ON SITE AND REPORT DISCREPANCIES TO THE ARCHITECT.

THIS DRAWING IS PROTECTED BY COPYRIGHT.
 ALL AREAS HAVE BEEN MEASURED FROM CURRENT DRAWINGS. THEY MAY VARY BECAUSE OF (EG) SURVEY, DESIGN DEVELOPMENT, CONSTRUCTION TOLERANCES, STATUTORY REQUIREMENTS OR RE-DEFINITION OF THE AREAS TO BE MEASURED.

P2	16.12.21	Issue for planning application. Scale bar added	AJH	GJ
P1	14.09.21	Issue for planning application	MU	GJ
Rev.	Date	Comment	Drawn	Checked

Issue Purpose
PLANNING

tp bennett

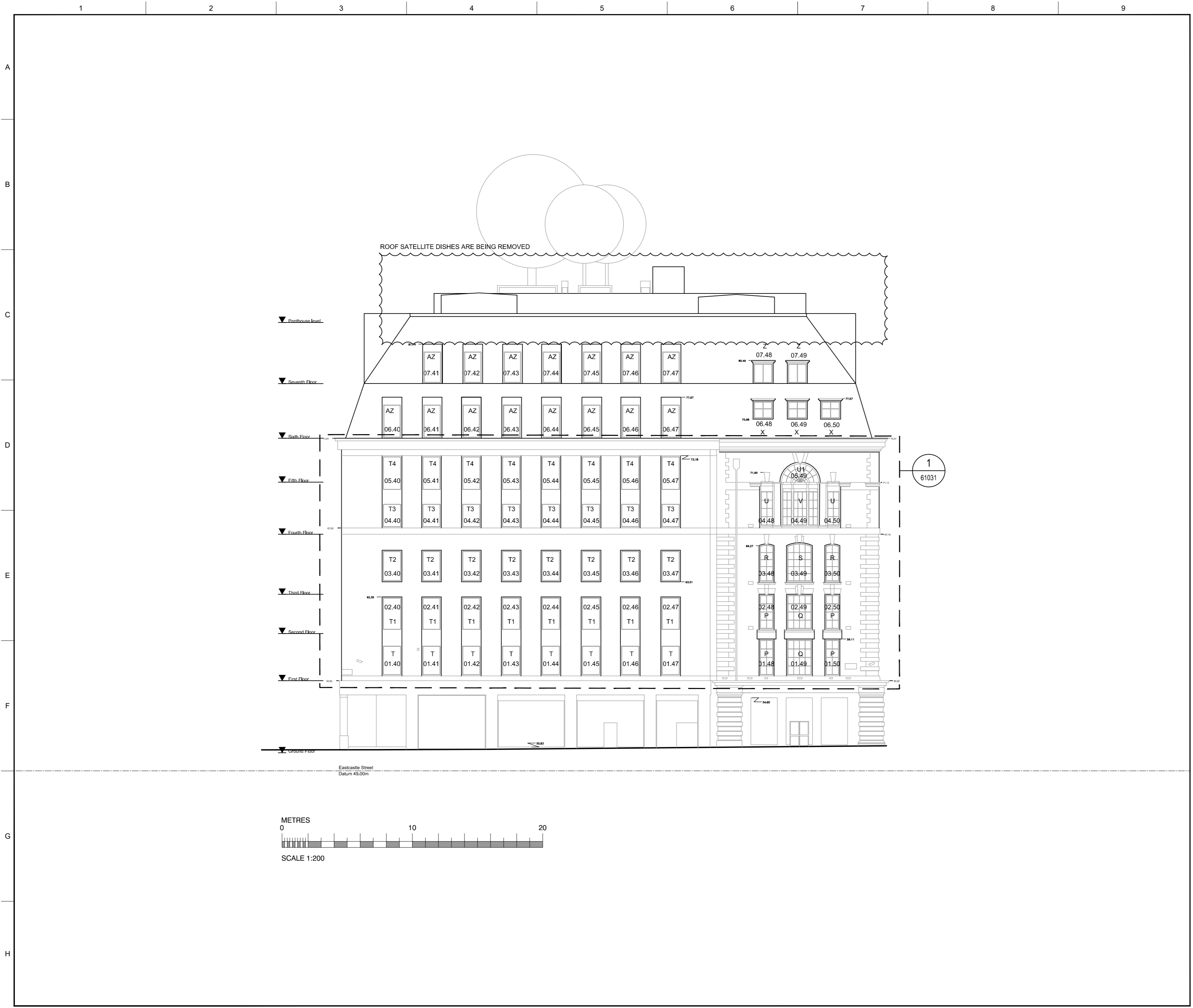
One America Street London SE1 0NE | +44 (0)20 2408 2000 | www.tpbenntt.com

Project
UK House
164-182 Oxford Street
London, W1 1NN

Drawing Title
GA South Elevation
Oxford Street

Drawn	Date	Scale @ A2	Alt. Ref.
VG	16.06.21	1:200	A11405

tp bennett Project No.	Drawing Number	Rev
UKH-TPB-DR-AR-61000	P2	

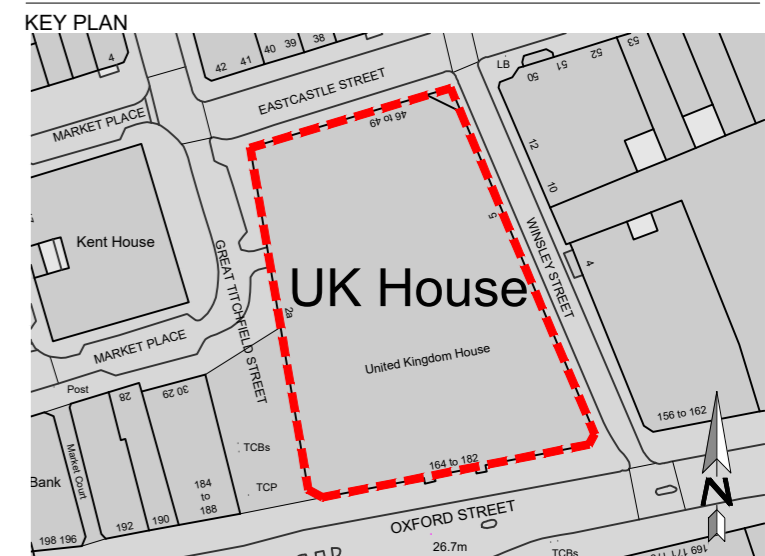


CLIENT _____

STRUCTURAL ENGINEER _____

SERVICES ENGINEER _____

CONSULTANT _____



NOTES:

DO NOT SCALE. FIGURED DIMENSIONS ONLY TO BE TAKEN FROM THIS DRAWING. CHECK DIMENSIONS ON SITE AND REPORT DISCREPANCIES TO THE ARCHITECT.

THIS DRAWING IS PROTECTED BY COPYRIGHT.

ALL AREAS HAVE BEEN MEASURED FROM CURRENT DRAWINGS. THEY MAY VARY BECAUSE OF (EG) SURVEY, DESIGN DEVELOPMENT, CONSTRUCTION TOLERANCES, STATUTORY REQUIREMENTS OR RE-DEFINITION OF THE AREAS TO BE MEASURED.

P2	16.12.21	Issue for planning application. Scale bar added	AJH	GJ
P1	14.09.21	Issue for planning application	MU	GJ
Rev.	Date	Comment	Drawn	Checked

Issue Purpose

PLANNING

tp bennett

One America Street London SE1 0NE | +44 (0)20 2408 2000 | www.tpennett.com

Project
UK House
 164-182 Oxford Street
 London, W1 1NN

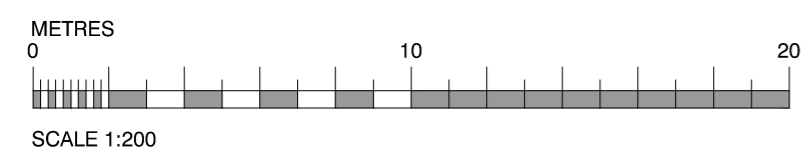
Drawing Title
GA North Elevation
Eastcastle Street

Drawn	Date	Scale @ A2	Alt. Ref.
VG	16.06.21	1:200	A11405

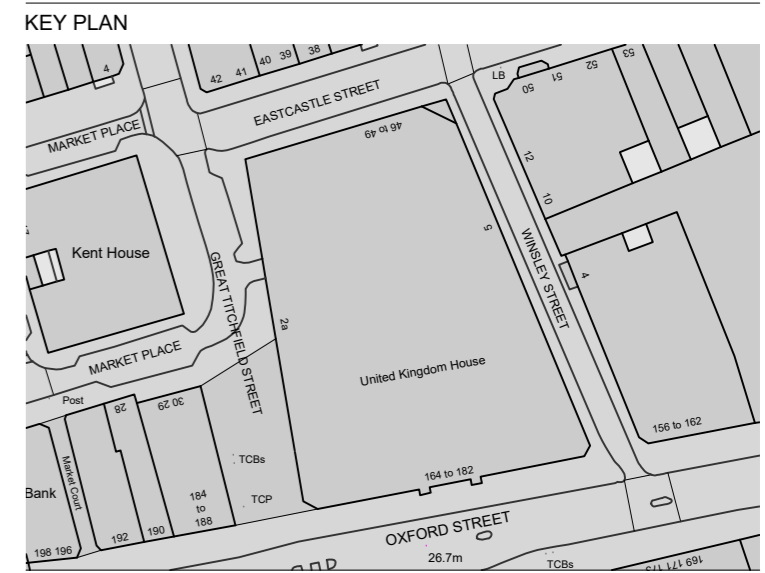
tp bennett Project No.	Drawing Number	Rev
UKH-TPB-DR-AR-61001	P2	



Great Titchfield Street
Datum 46.00m



CLIENT _____
 STRUCTURAL ENGINEER _____
 SERVICES ENGINEER _____
 CONSULTANT _____



NOTES:
 DO NOT SCALE. FIGURED DIMENSIONS ONLY TO BE TAKEN FROM THIS DRAWING. CHECK DIMENSIONS ON SITE AND REPORT DISCREPANCIES TO THE ARCHITECT.

THIS DRAWING IS PROTECTED BY COPYRIGHT.

ALL AREAS HAVE BEEN MEASURED FROM CURRENT DRAWINGS. THEY MAY VARY BECAUSE OF (EG) SURVEY, DESIGN DEVELOPMENT, CONSTRUCTION TOLERANCES, STATUTORY REQUIREMENTS OR RE-DEFINITION OF THE AREAS TO BE MEASURED.

Rev.	Date	Comment	Drawn	Checked
P2	16.12.21	Issue for planning application. Scale bar added	AJH	GJ
P1	15.12.21	Issue for planning application	MU	GJ

Issue Purpose
PLANNING

tp bennett

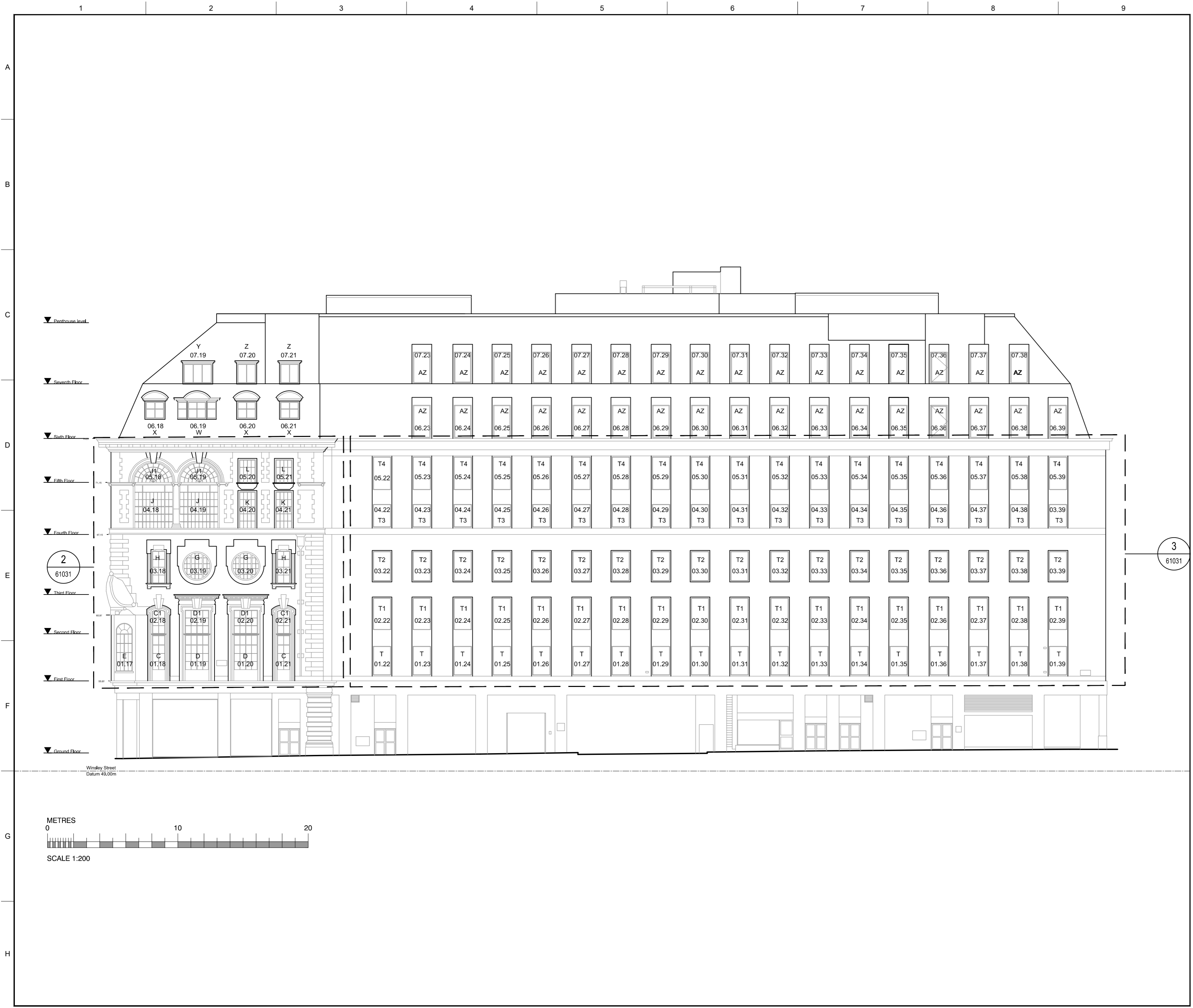
One America Street London SE1 0NE | +44 (0)20 2408 2000 | www.tpbenett.com

Project
UK House
164-182 Oxford Street
London, W1 1NN

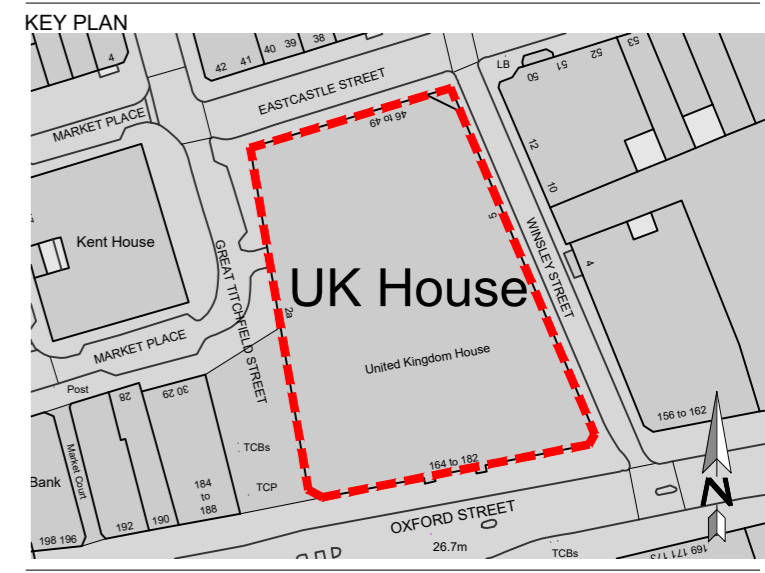
Drawing Title
GA West Elevation
Great Titchfield Street

Drawn	Date	Scale @ A2	Alt. Ref.
VG	16.06.21	1:200	AI1405

tp bennett Project No. Drawing Number Rev
UKH-TPB-DR-AR-61002 P2



CLIENT _____
 STRUCTURAL ENGINEER _____
 SERVICES ENGINEER _____
 CONSULTANT _____



DO NOT SCALE. FIGURED DIMENSIONS ONLY TO BE TAKEN FROM THIS DRAWING. CHECK DIMENSIONS ON SITE AND REPORT DISCREPANCIES TO THE ARCHITECT.

THIS DRAWING IS PROTECTED BY COPYRIGHT.
 NOTES
 ALL AREAS HAVE BEEN MEASURED FROM CURRENT DRAWINGS. THEY MAY VARY BECAUSE OF (EG) SURVEY, DESIGN DEVELOPMENT, CONSTRUCTION TOLERANCES, STATUTORY REQUIREMENTS OR RE-DEFINITION OF THE AREAS TO BE MEASURED.

Rev.	Date	Comment	Drawn	Checked
P2	16.12.21	Issue for planning application. Scale bar added	AJH	GJ
P1	14.09.21	Issue for planning application	MU	GJ

Issue Purpose
PLANNING

tp bennett

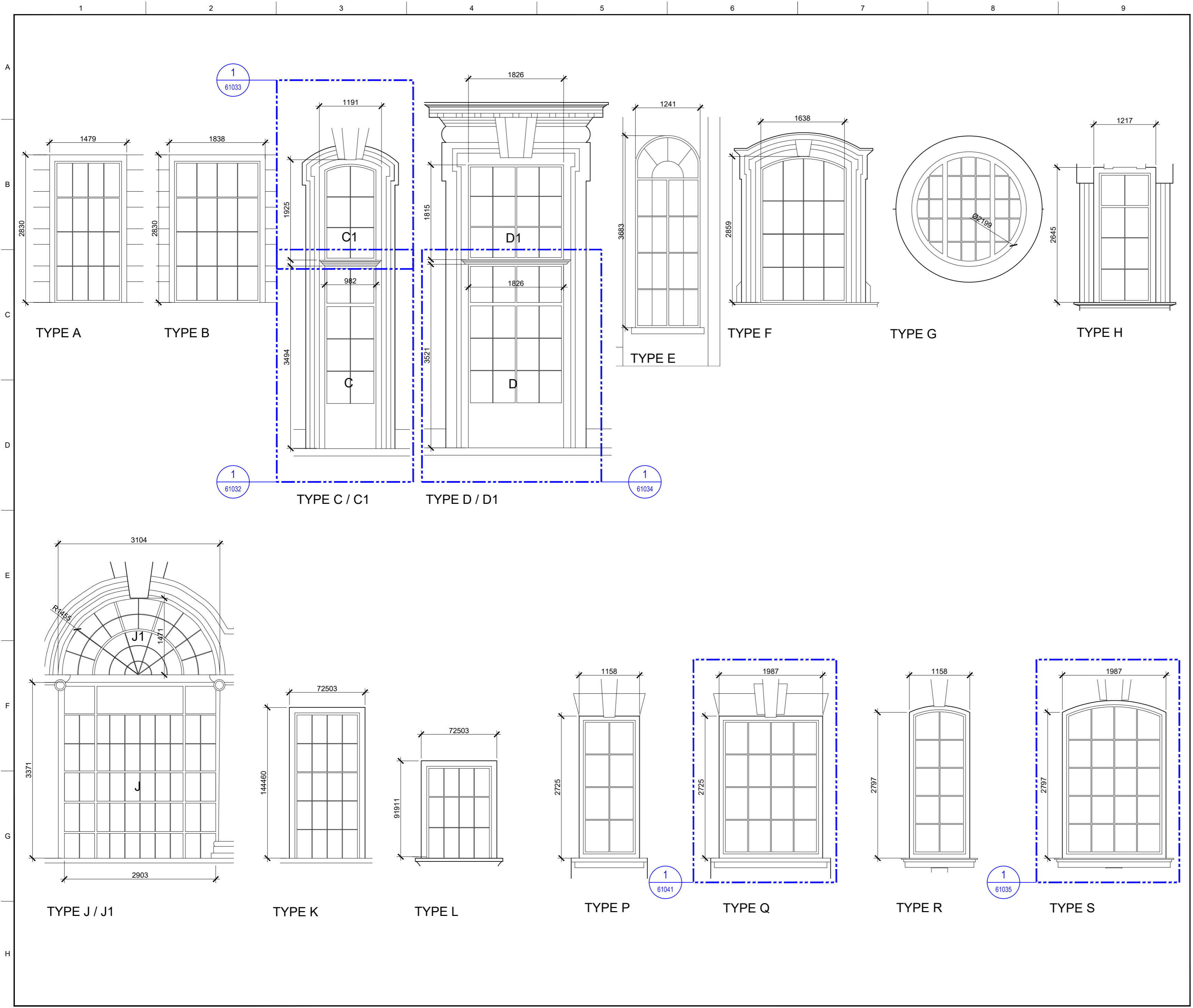
One America Street London SE1 0NE | +44 (0)20 2408 2000 | www.tpbenntt.com

Project
UK House
164-182 Oxford Street
London, W1 1NN

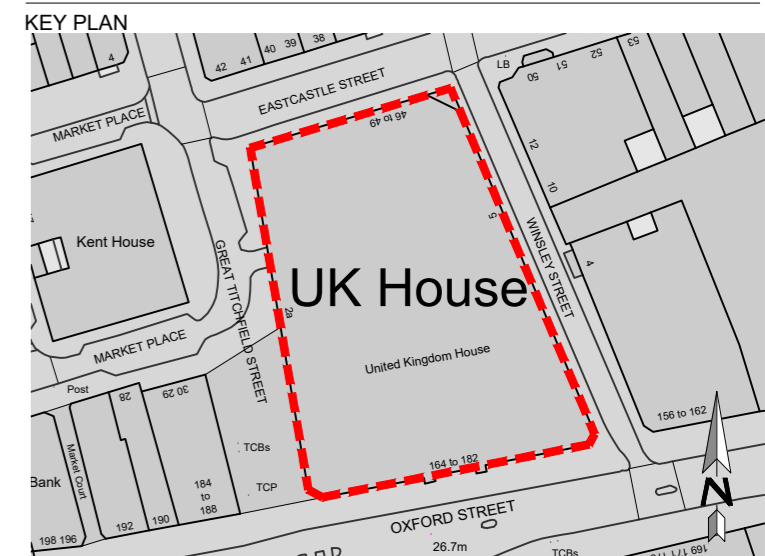
Drawing Title
GA East Elevation
Winsley Street

Drawn	Date	Scale @ A2	Alt. Ref.
VG	16.06.21	1:200	A11405

tp bennett Project No.	Drawing Number	Rev
UKH-TPB-DR-AR-61003	P2	



CLIENT
 STRUCTURAL ENGINEER
 SERVICES ENGINEER
 CONSULTANT



NOTES:
 DO NOT SCALE. FIGURED DIMENSIONS ONLY TO BE TAKEN FROM THIS DRAWING. CHECK DIMENSIONS ON SITE AND REPORT DISCREPANCIES TO THE ARCHITECT.

THIS DRAWING IS PROTECTED BY COPYRIGHT.
 ALL AREAS HAVE BEEN MEASURED FROM CURRENT DRAWINGS. THEY MAY VARY BECAUSE OF (EG) SURVEY, DESIGN DEVELOPMENT, CONSTRUCTION TOLERANCES, STATUTORY REQUIREMENTS OR RE-DEFINITION OF THE AREAS TO BE MEASURED.

P1	01.12.21	First Issue	AJH	GJ
Rev.	Date	Comment	Drawn	Checked

Issue Purpose

PLANNING

tp bennett

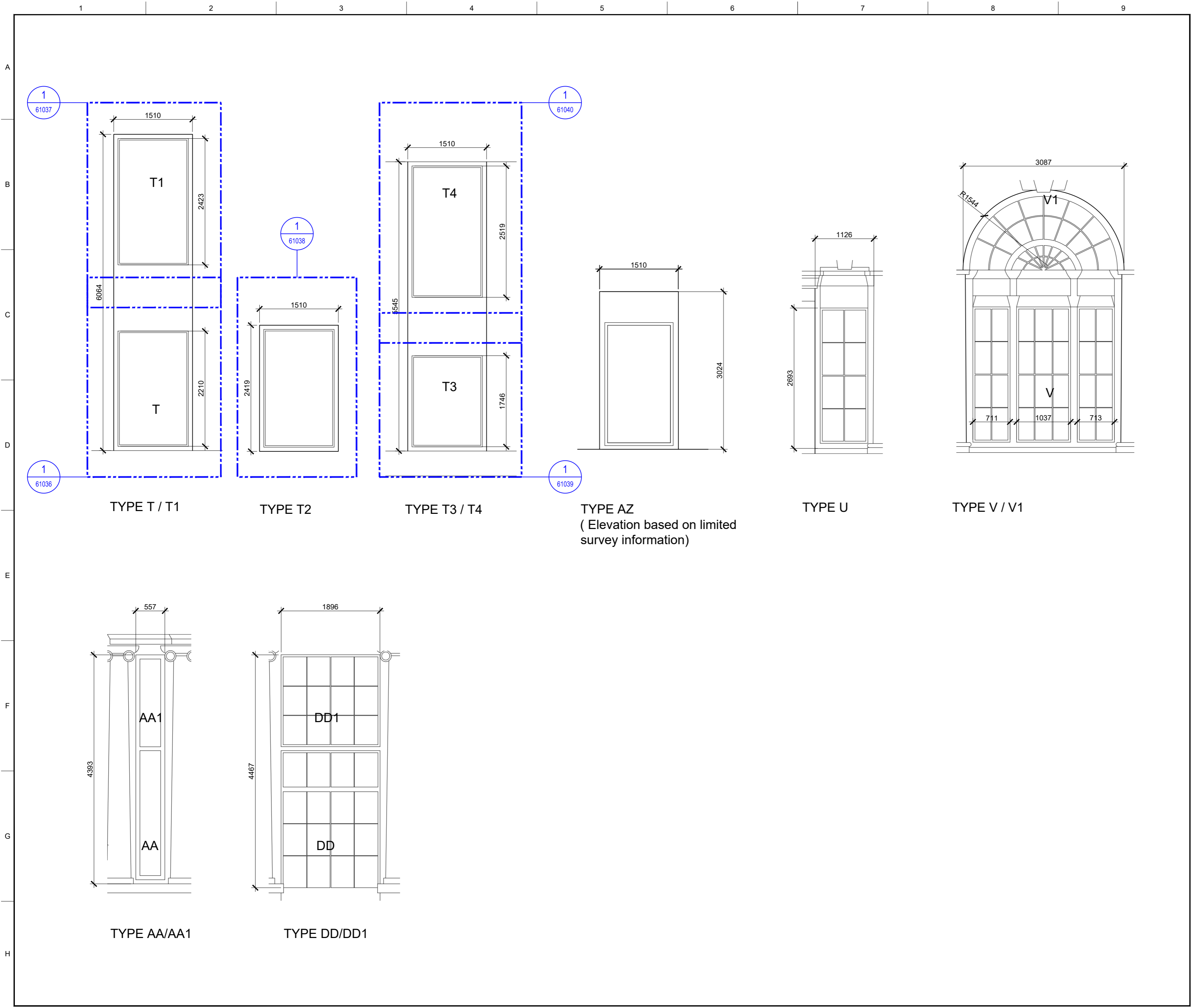
One America Street London SE1 0NE | +44 (0)20 2408 2000 | www.tpennett.com

Project
UK House
 164-182 Oxford Street
 London, W1 1NN

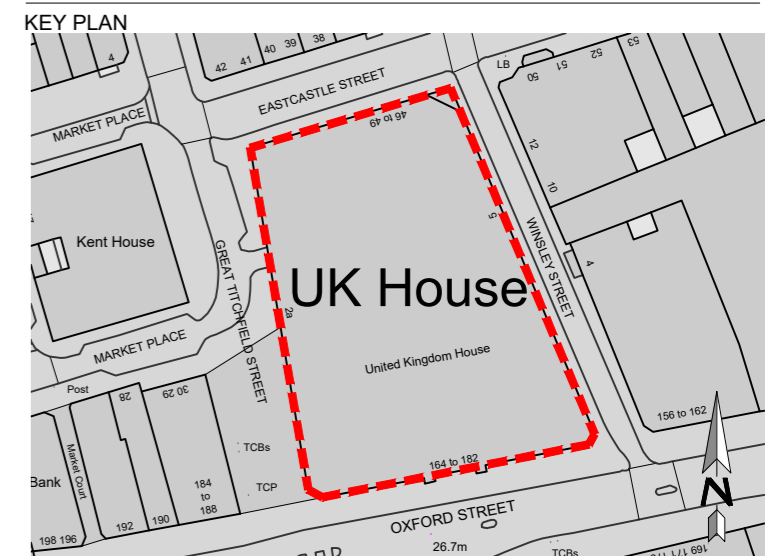
Drawing Title
Window Types
 1st to 5th Floor Windows
 Sheet 1 of 2

Drawn	Date	Scale @ A2	Alt. Ref.
AJH	29.11.21	1:50	A11405

tp bennett Project No.	Drawing Number	Rev
UKH-TPB-DR-AR-61008	P1	



CLIENT _____
 STRUCTURAL ENGINEER _____
 SERVICES ENGINEER _____
 CONSULTANT _____



NOTES:
 DO NOT SCALE. FIGURED DIMENSIONS ONLY TO BE TAKEN FROM THIS DRAWING. CHECK DIMENSIONS ON SITE AND REPORT DISCREPANCIES TO THE ARCHITECT.

THIS DRAWING IS PROTECTED BY COPYRIGHT.
 ALL AREAS HAVE BEEN MEASURED FROM CURRENT DRAWINGS. THEY MAY VARY BECAUSE OF (EG) SURVEY, DESIGN DEVELOPMENT, CONSTRUCTION TOLERANCES, STATUTORY REQUIREMENTS OR RE-DEFINITION OF THE AREAS TO BE MEASURED.

P1	01.12.21	First Issue	AJH	GJ
Rev.	Date	Comment	Drawn	Checked

Issue Purpose
PLANNING

tp bennett


One America Street London SE1 0NE | +44 (0)20 2408 2000 | www.tpbenntt.com

Project
UK House
 164-182 Oxford Street
 London, W1 1NN

Drawing Title
Window Types
 1st to 5th Floor Windows
 Sheet 2 of 2

Drawn	Date	Scale @ A2	Alt. Ref.
AJH	29.1.21	1:50	A11405

tp bennett Project No.	Drawing Number	Rev
UKH-TPB-DR-AR-61009	P1	



1 ENLARGED SOUTH ELEVATION (OXFORD STREET)
1:100

2 ENLARGED WEST ELEVATION (GREAT TITCHFIELD STREET)
1:100

CLIENT _____
 STRUCTURAL ENGINEER _____
 SERVICES ENGINEER _____
 CONSULTANT _____

NOTES:
 DO NOT SCALE. FIGURED DIMENSIONS ONLY TO BE TAKEN FROM THIS DRAWING. CHECK DIMENSIONS ON SITE AND REPORT DISCREPANCIES TO THE ARCHITECT.
 THIS DRAWING IS PROTECTED BY COPYRIGHT.
 ALL AREAS HAVE BEEN MEASURED FROM CURRENT DRAWINGS. THEY MAY VARY BECAUSE OF (EG) SURVEY, DESIGN DEVELOPMENT, CONSTRUCTION TOLERANCES, STATUTORY REQUIREMENTS OR RE-DEFINITION OF THE AREAS TO BE MEASURED.

Rev.	Date	Comment	Drawn	Checked
P1	29.11.21	First Issue	AJH	DB

Issue Purpose
PLANNING

tp bennett


One America Street London SE1 ONE | +44 (0)20 2408 2000 | www.tpbenett.com

Project
UK House
 162-164 Oxford Street
 London, W1 1NN

Drawing Title
Levels 1 to 5
 Enlarged Elevations
 Sheet 1 of 2

Drawn	Date	Scale	Alt. Ref.
AJH	29.11.21	@ A1 1:100	File

tp bennett Project No. Drawing Number Rev
UKH-TPB-DR-AR-61030 P1



CLIENT _____
 STRUCTURAL ENGINEER _____
 SERVICES ENGINEER _____
 CONSULTANT _____

KEY PLAN _____

NOTES:
 DO NOT SCALE. FIGURED DIMENSIONS ONLY TO BE TAKEN FROM THIS DRAWING. CHECK DIMENSIONS ON SITE AND REPORT DISCREPANCIES TO THE ARCHITECT.
 THIS DRAWING IS PROTECTED BY COPYRIGHT.
 ALL AREAS HAVE BEEN MEASURED FROM CURRENT DRAWINGS. THEY MAY VARY BECAUSE OF (EG) SURVEY, DESIGN DEVELOPMENT, CONSTRUCTION TOLERANCES, STATUTORY REQUIREMENTS OR RE-DEFINITION OF THE AREAS TO BE MEASURED.

1 ENLARGED EAST ELEVATION (WINSLEY STREET)
 1:100

2 ENLARGED NORTH ELEVATION (EASTCASTLE STREET)
 1:100

Rev.	Date	Comment	MU	DB
P1	09.11.21	First Issue		

Issue Purpose
PLANNING

tp bennett

One America Street London SE1 0NE | +44 (0)20 2408 2000 | www.tpennett.com

Project
UK House
 162-164 Oxford Street
 London, W1 1NN

Drawing Title
Levels 1 to 5
 Enlarged Elevations
 Sheet 2 of 2

Drawn	Date	Scale @ A1	Alt. Ref.
AJH	29.11.21	1:100	File

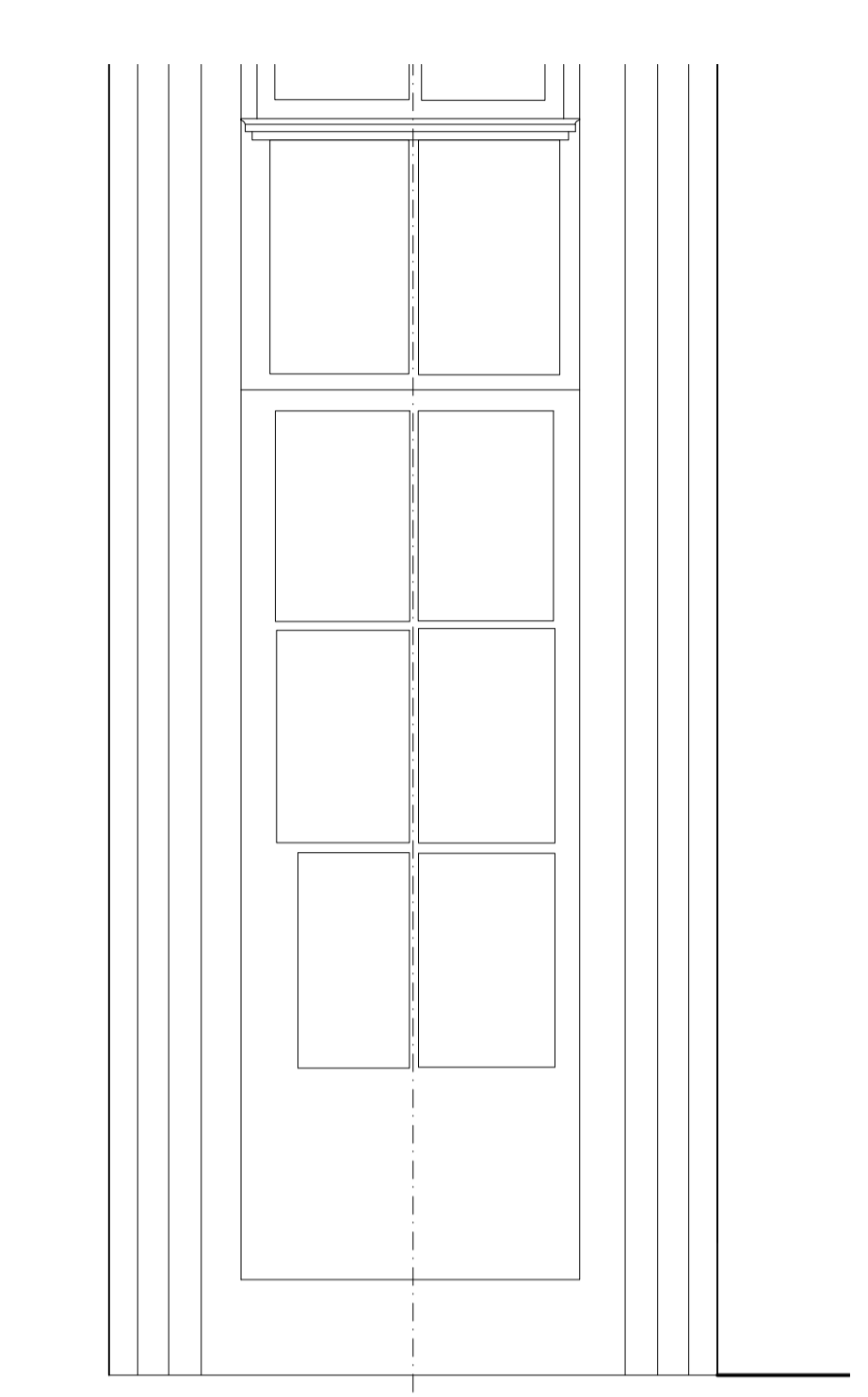
tp bennett Project No. _____ Drawing Number _____ Rev _____
UKH-TPB-DR-AR-61031 P1

EXISTING


PROPOSED

CLIENT _____
 STRUCTURAL ENGINEER _____
 SERVICES ENGINEER _____
 CONSULTANT _____
 KEY PLAN _____

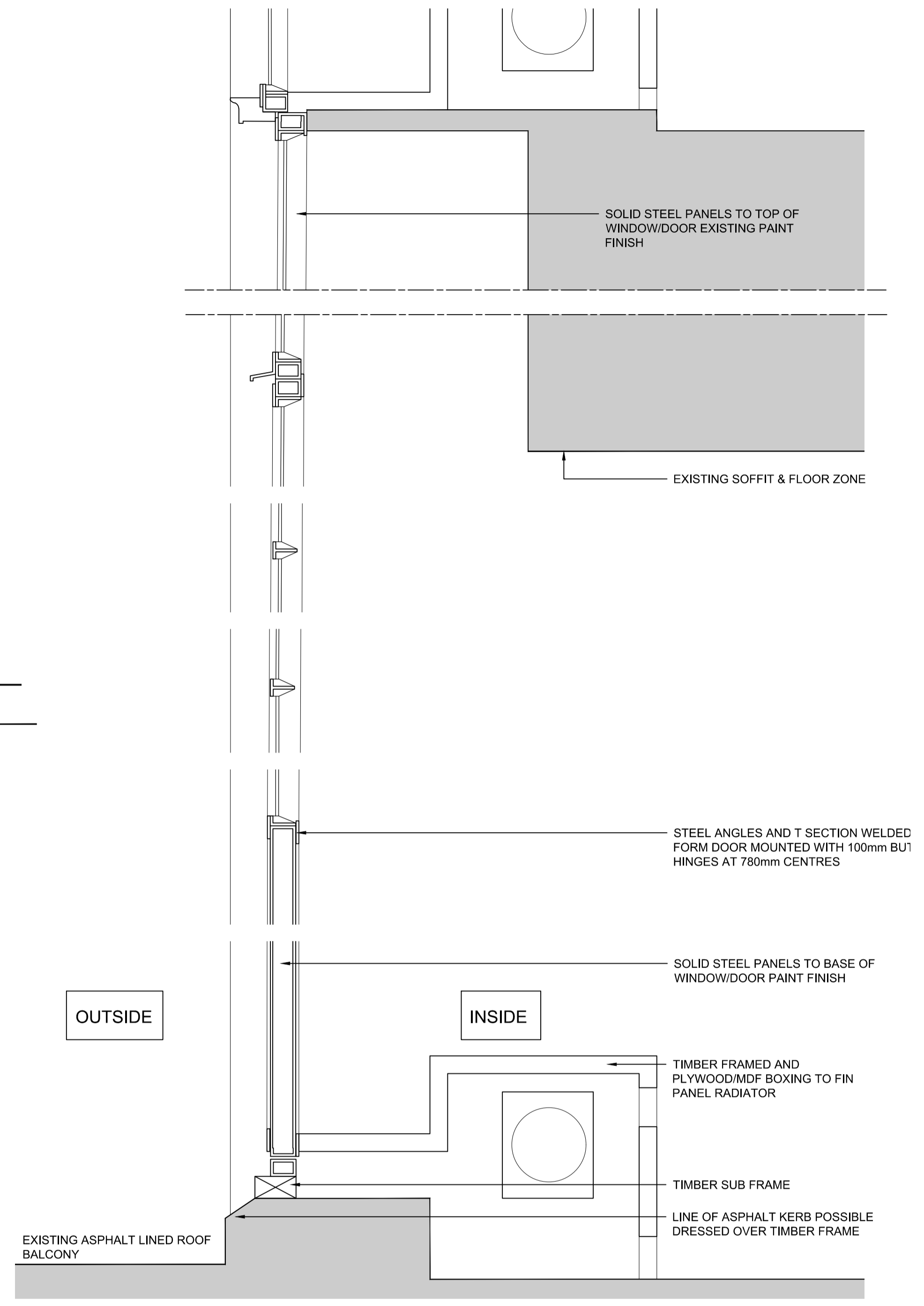
NOTES:
 DO NOT SCALE. FIGURED DIMENSIONS ONLY TO BE TAKEN FROM THIS DRAWING. CHECK DIMENSIONS ON SITE AND REPORT DISCREPANCIES TO THE ARCHITECT.
 THIS DRAWING IS PROTECTED BY COPYRIGHT.
 ALL AREAS HAVE BEEN MEASURED FROM CURRENT DRAWINGS. THEY MAY VARY BECAUSE OF (EG) SURVEY, DESIGN DEVELOPMENT, CONSTRUCTION TOLERANCES, STATUTORY REQUIREMENTS OR RE-DEFINITION OF THE AREAS TO BE MEASURED.



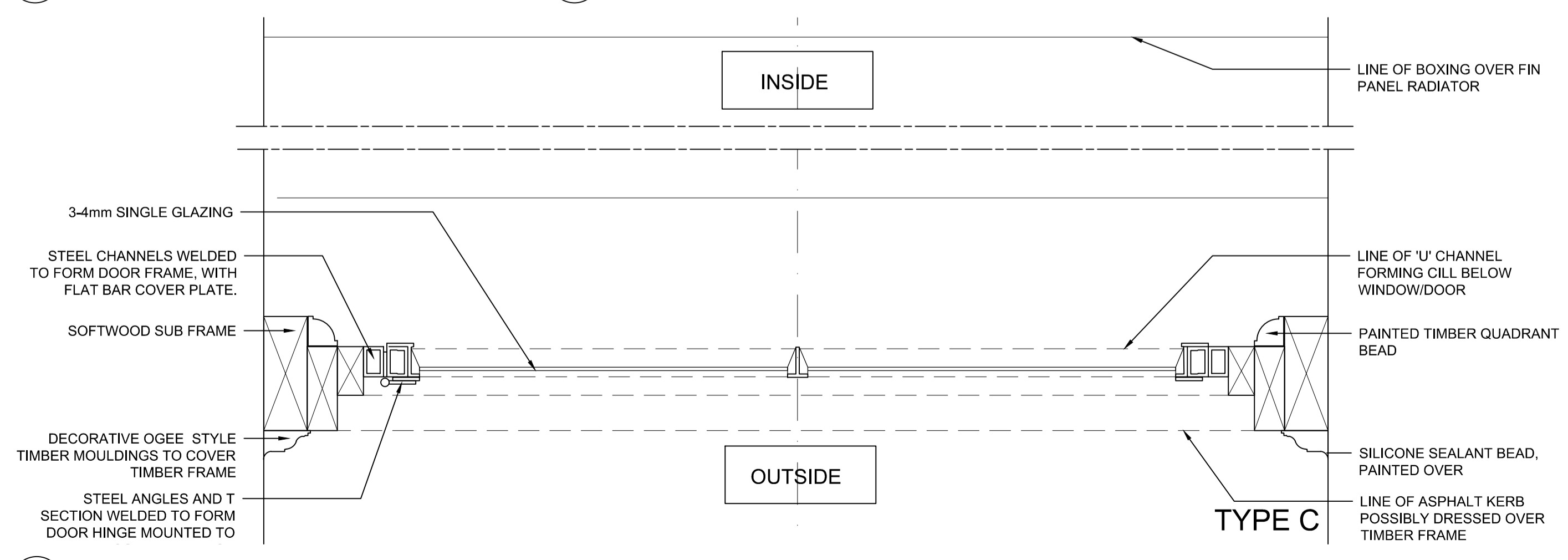
1 WINDOW ELEVATION
1:20



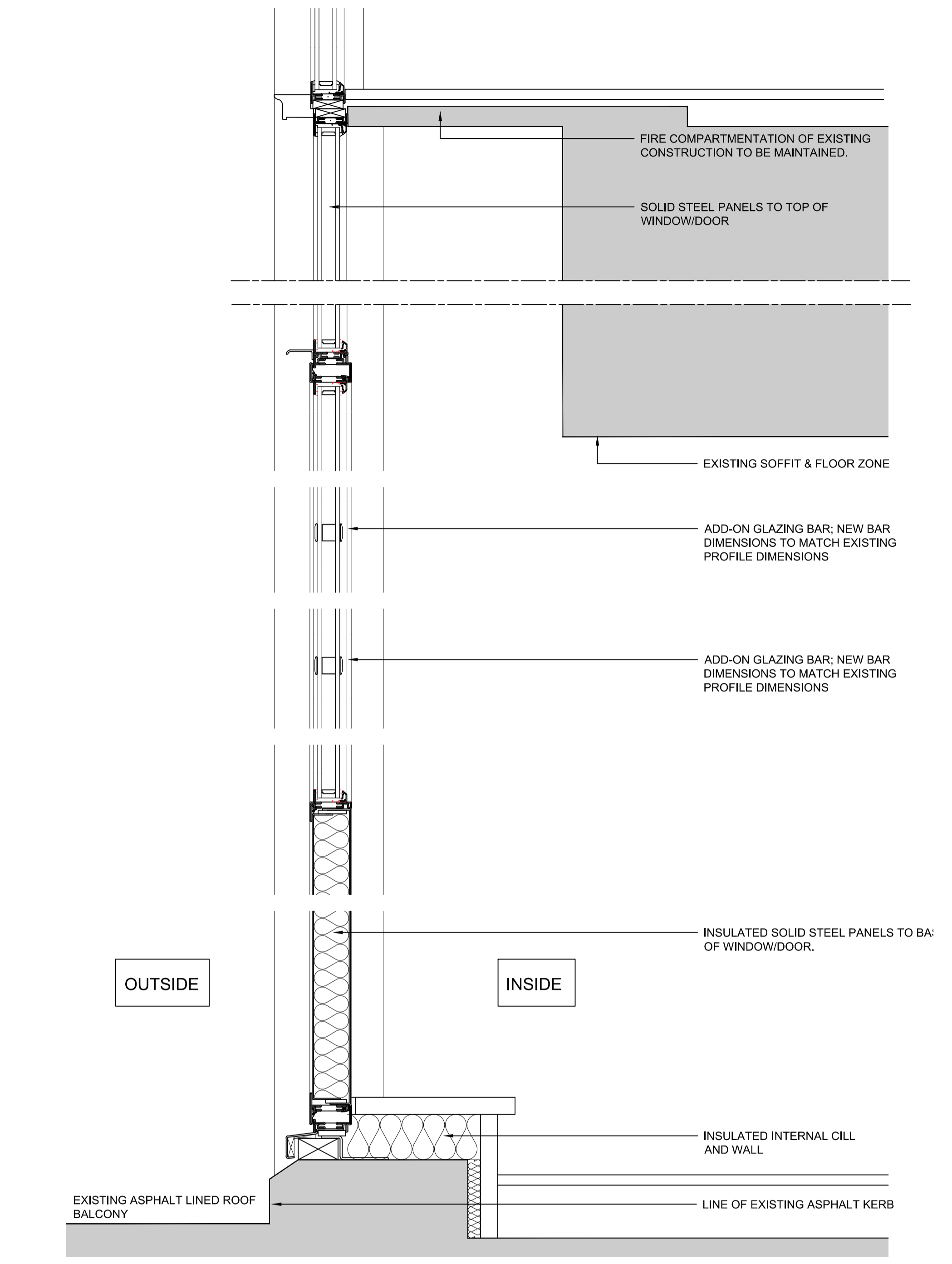
2 PHOTO FROM STEEL WINDOW
NTS



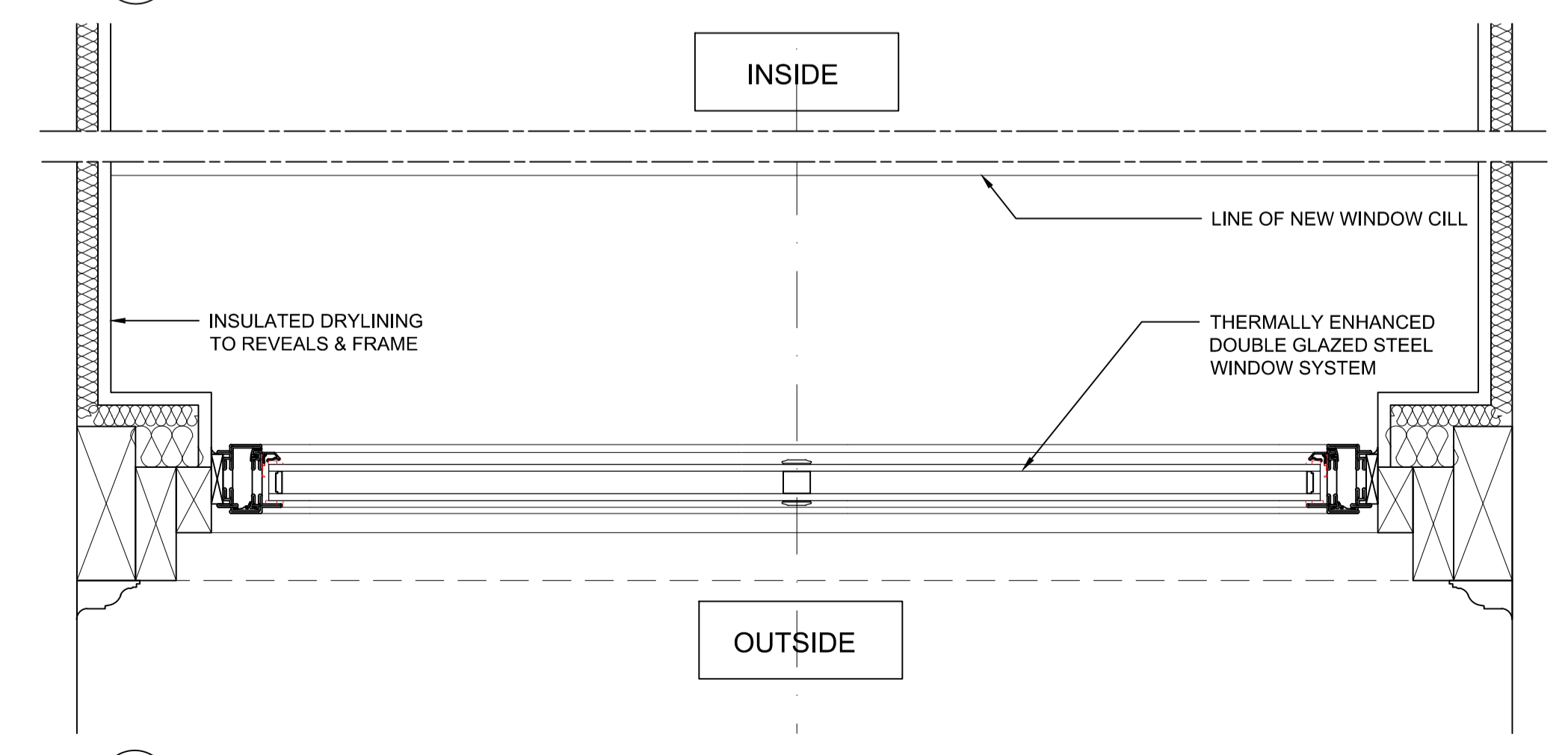
4 EXISTING STEEL WINDOW SECTION
1:5



3 EXISTING STEEL WINDOW PLAN
1:5



5 PROPOSED STEEL WINDOW SECTION
1:5



6 PROPOSED STEEL WINDOW PLAN
1:5

Rev.	Date	Comment	Drawn	Checked
P2	14.12.21	General amendments	AJH	GJ
P1	01.12.21	Issue for planning application	AJH	DB

Issue Purpose
PLANNING

tp bennett

One America Street London SE1 0NE | +44 (0)20 2408 2000 | www.tpennett.com

Project
UK House
162-164 Oxford Street
London, W1 1NN


Drawing Title
**Levels 1-5 Window Type C
Existing and Proposed
Steel Window Details**

Drawn	Date	Scale @ A1	All. Ref.
AJH	25.11.21	1:5	File

tp bennett Project No.	Drawing Number	Rev
UKH-TPB-DR-AR-61032	P2	

EXISTING

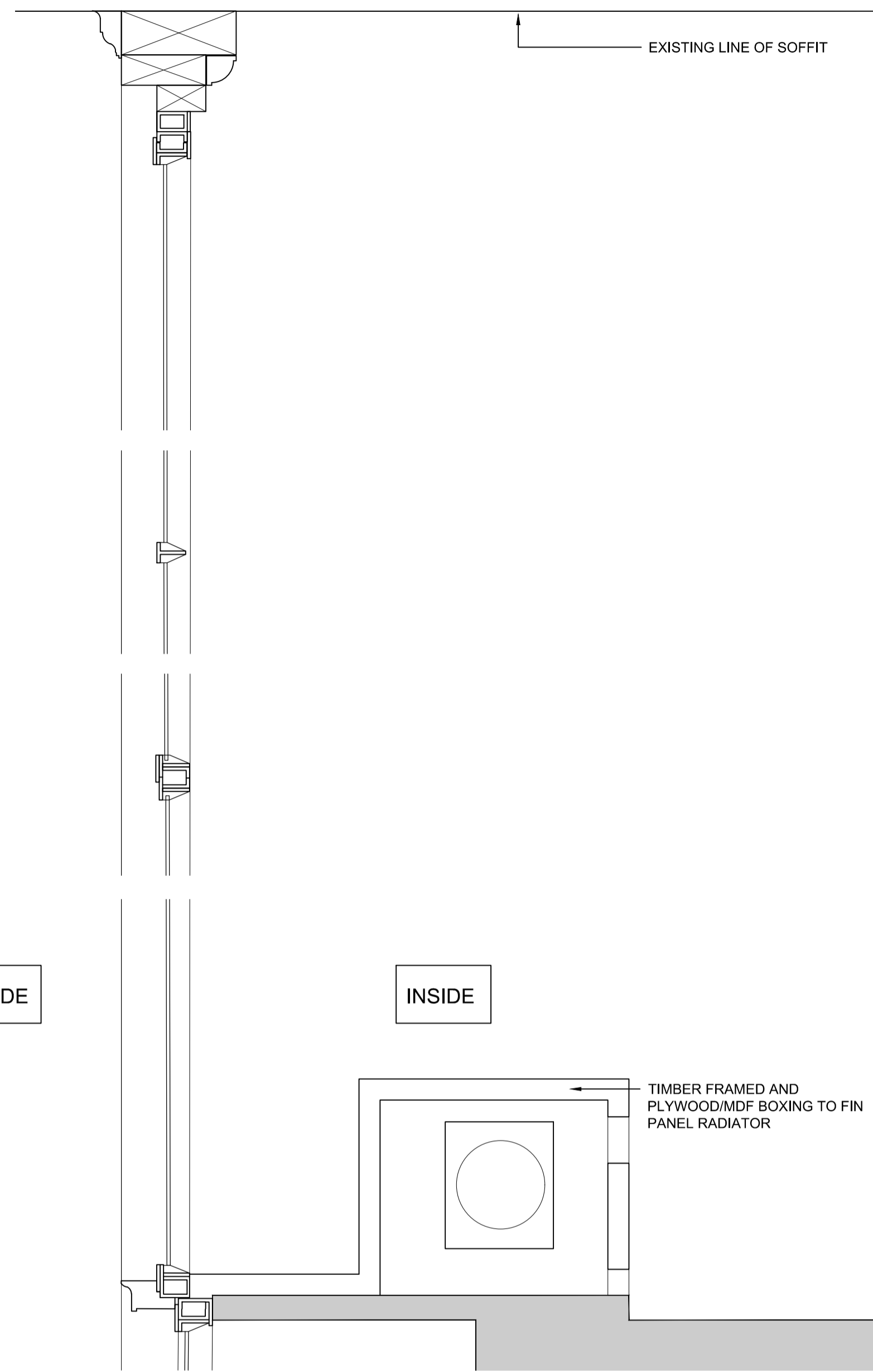
PROPOSED



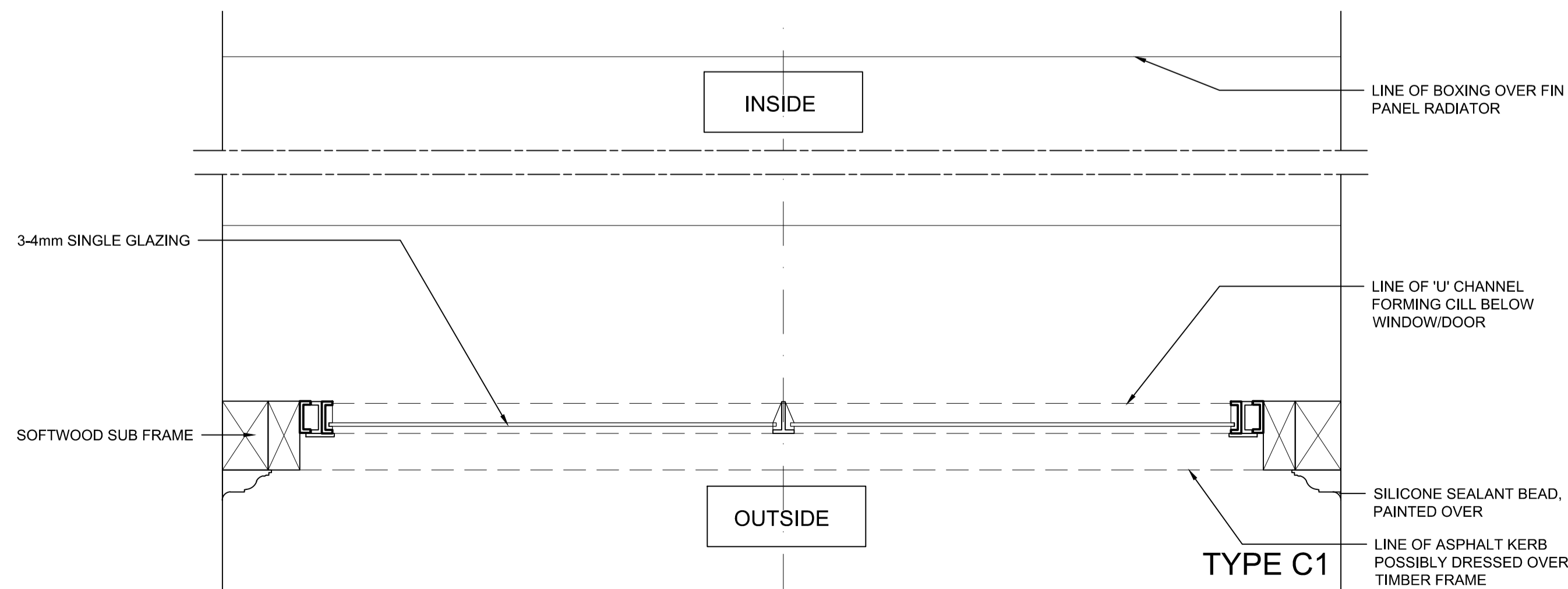
1 WINDOW ELEVATION
1:20



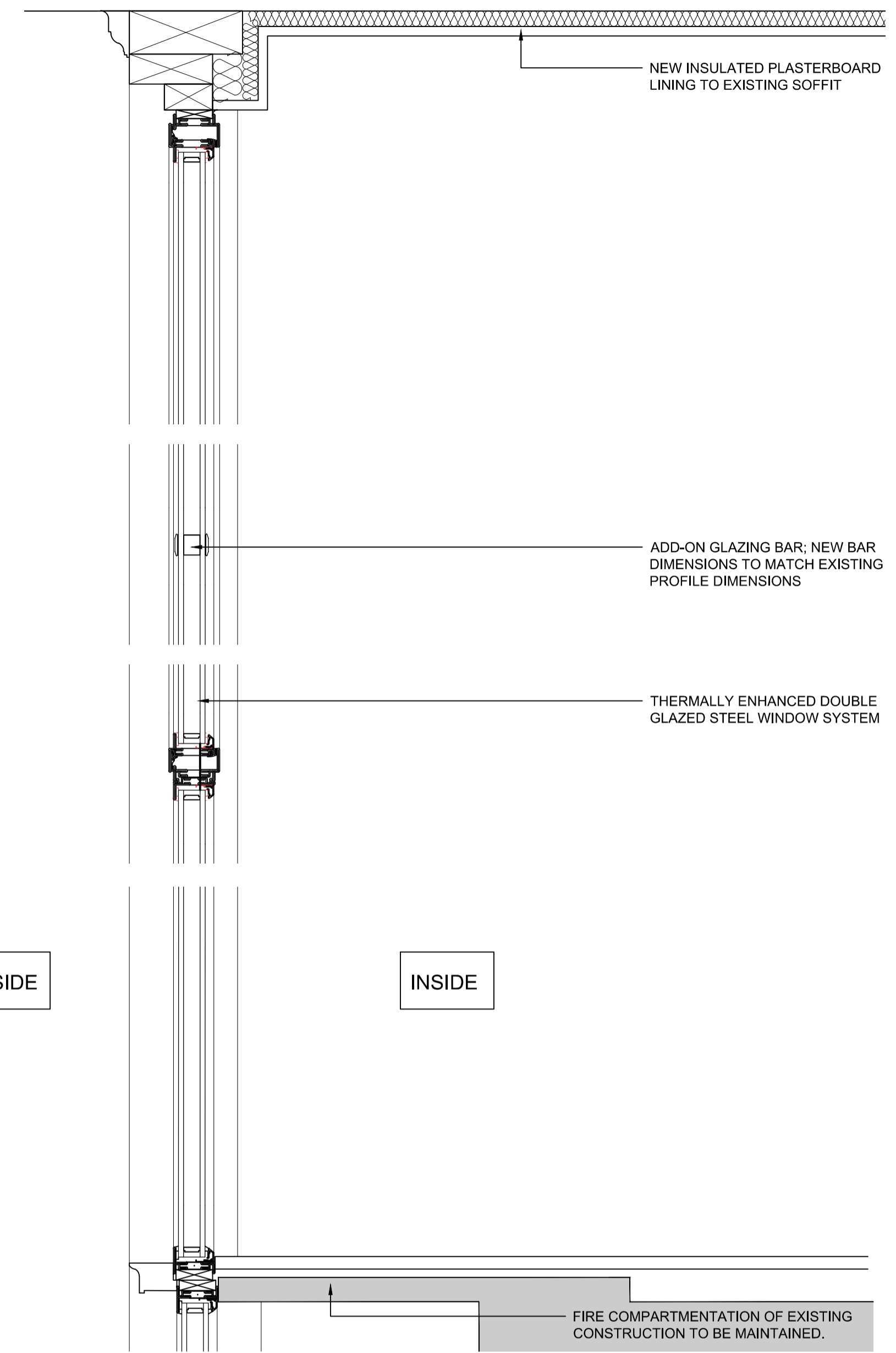
2 PHOTO FROM STEEL WINDOW
NTS



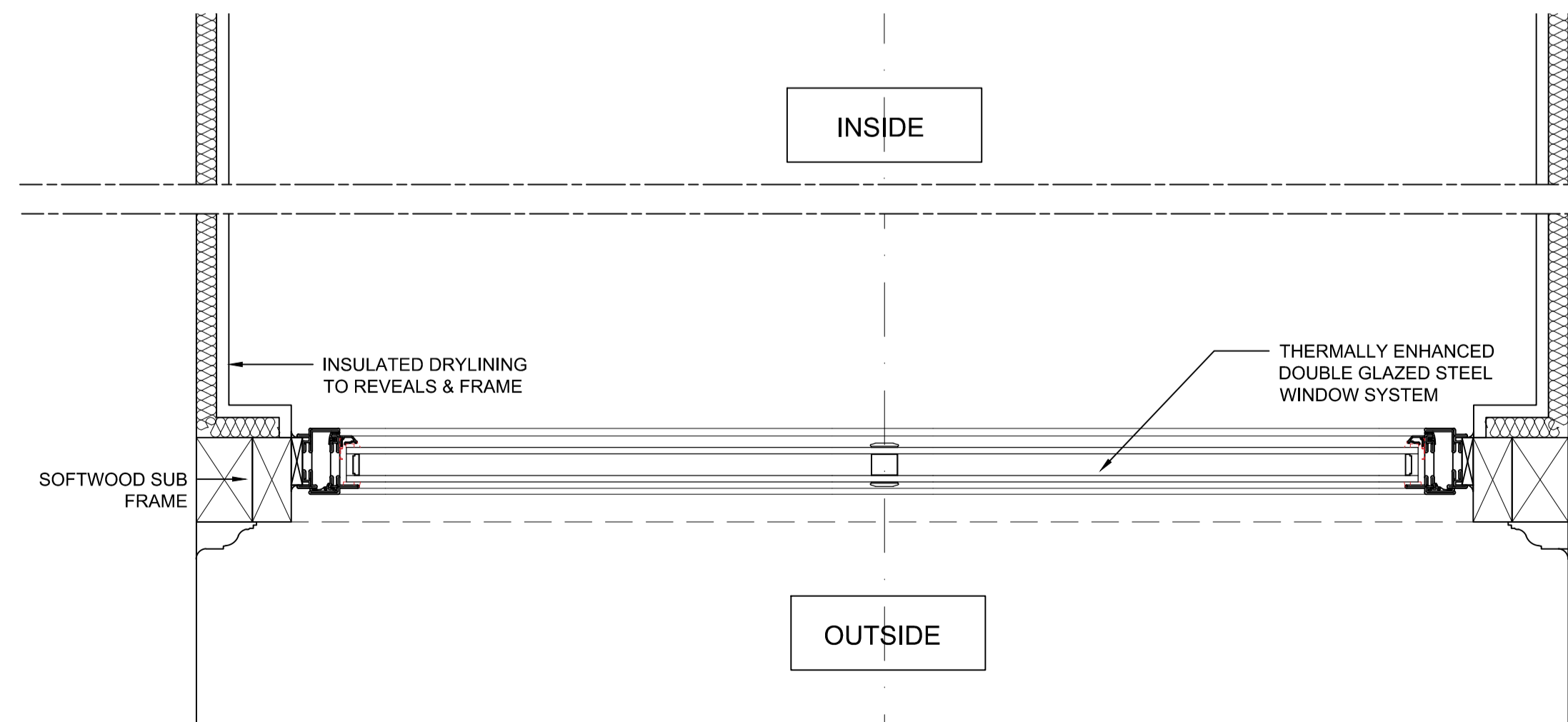
4 EXISTING STEEL WINDOW SECTION
1:5



3 EXISTING STEEL WINDOW PLAN
1:5



5 PROPOSED STEEL WINDOW SECTION
1:5



6 PROPOSED STEEL WINDOW PLAN
1:5

CLIENT _____
STRUCTURAL ENGINEER _____
SERVICES ENGINEER _____
CONSULTANT _____
KEY PLAN _____

NOTES:
DO NOT SCALE. FIGURED DIMENSIONS ONLY TO BE TAKEN FROM THIS DRAWING. CHECK DIMENSIONS ON SITE AND REPORT DISCREPANCIES TO THE ARCHITECT.
THIS DRAWING IS PROTECTED BY COPYRIGHT.
ALL AREAS HAVE BEEN MEASURED FROM CURRENT DRAWINGS. THEY MAY VARY BECAUSE OF (EG) SURVEY, DESIGN DEVELOPMENT, CONSTRUCTION TOLERANCES, STATUTORY REQUIREMENTS OR RE-DEFINITION OF THE AREAS TO BE MEASURED.

Rev.	Date	Comment	Drawn	Checked
P2	14.12.21	General amendments	AJH	GJ
P1	01.12.21	Issue for planning application	AJH	DB

Issue Purpose
PLANNING

tp bennett

One America Street London SE1 0NE | +44 (0)20 2408 2000 | www.tpennett.com

Project
UK House
162-164 Oxford Street
London, W1 1NN

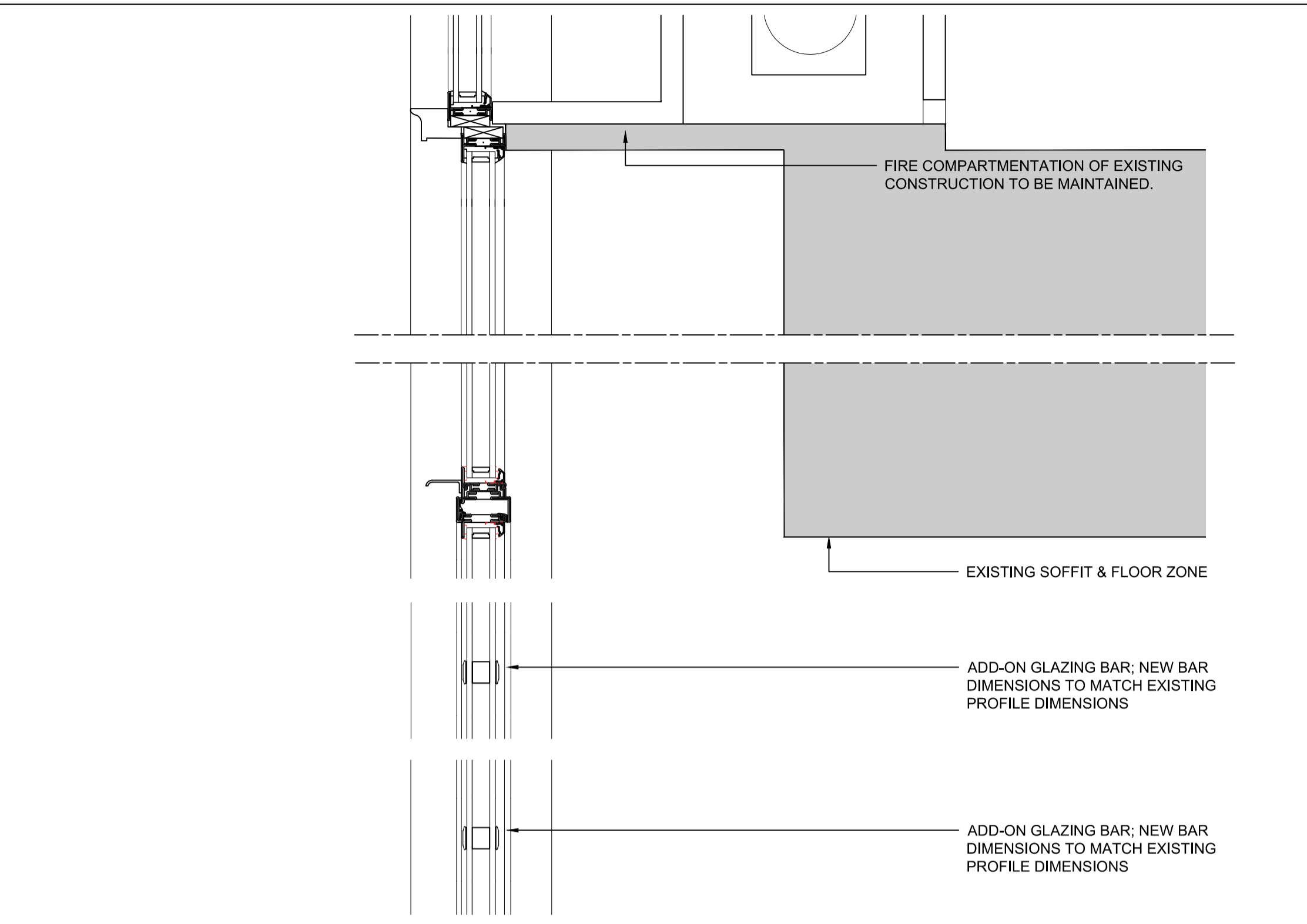
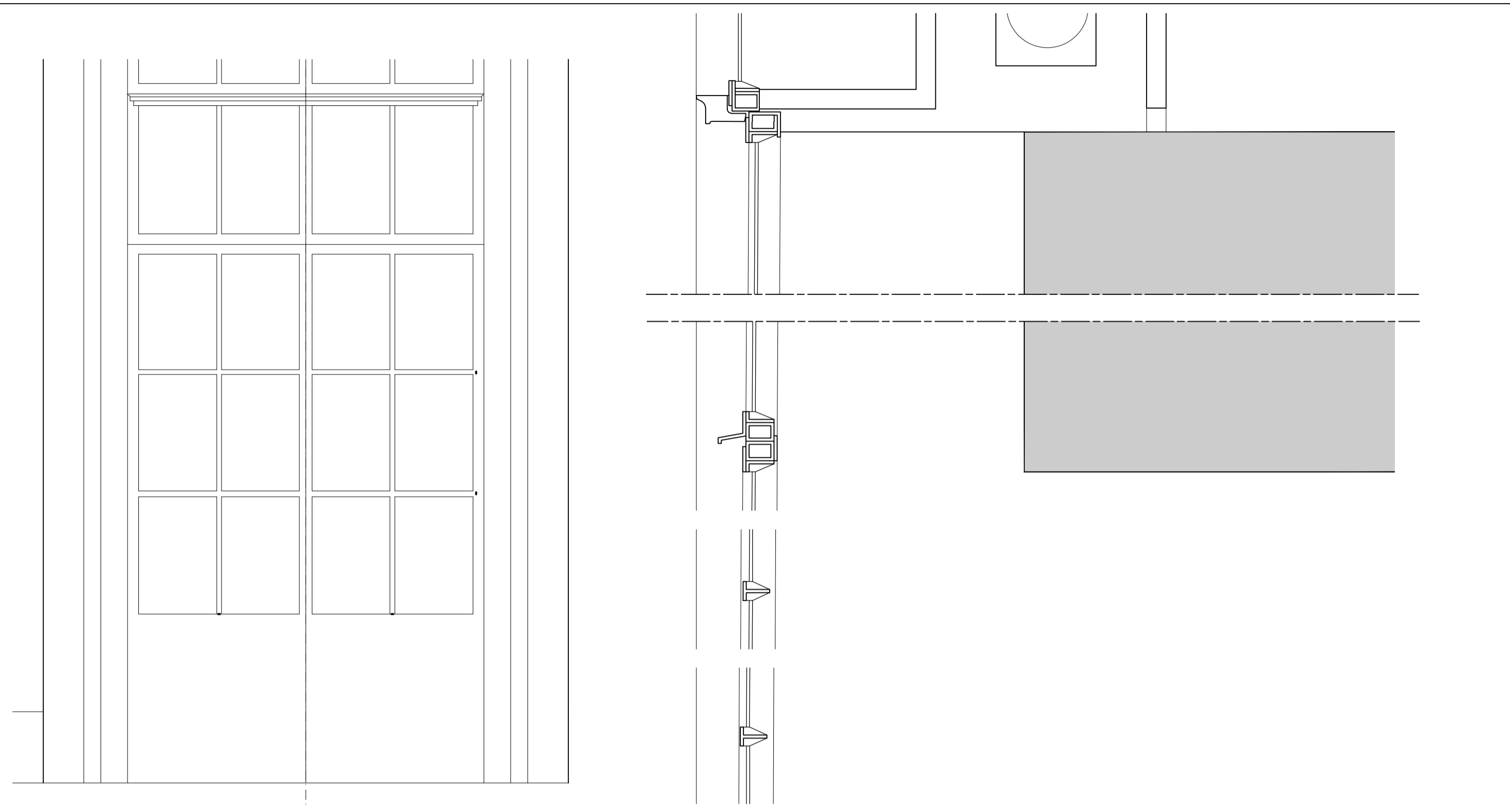
Drawing Title
Levels 1-5 Window Type C1
Existing and Proposed
Steel Window Details

Drawn	Date	Scale @ A1	Alt. Ref.
AJH	25.11.21	1:5	File

tp bennett Project No.	Drawing Number	Rev
UKH-TPB-DR-AR-61033	P2	

EXISTING

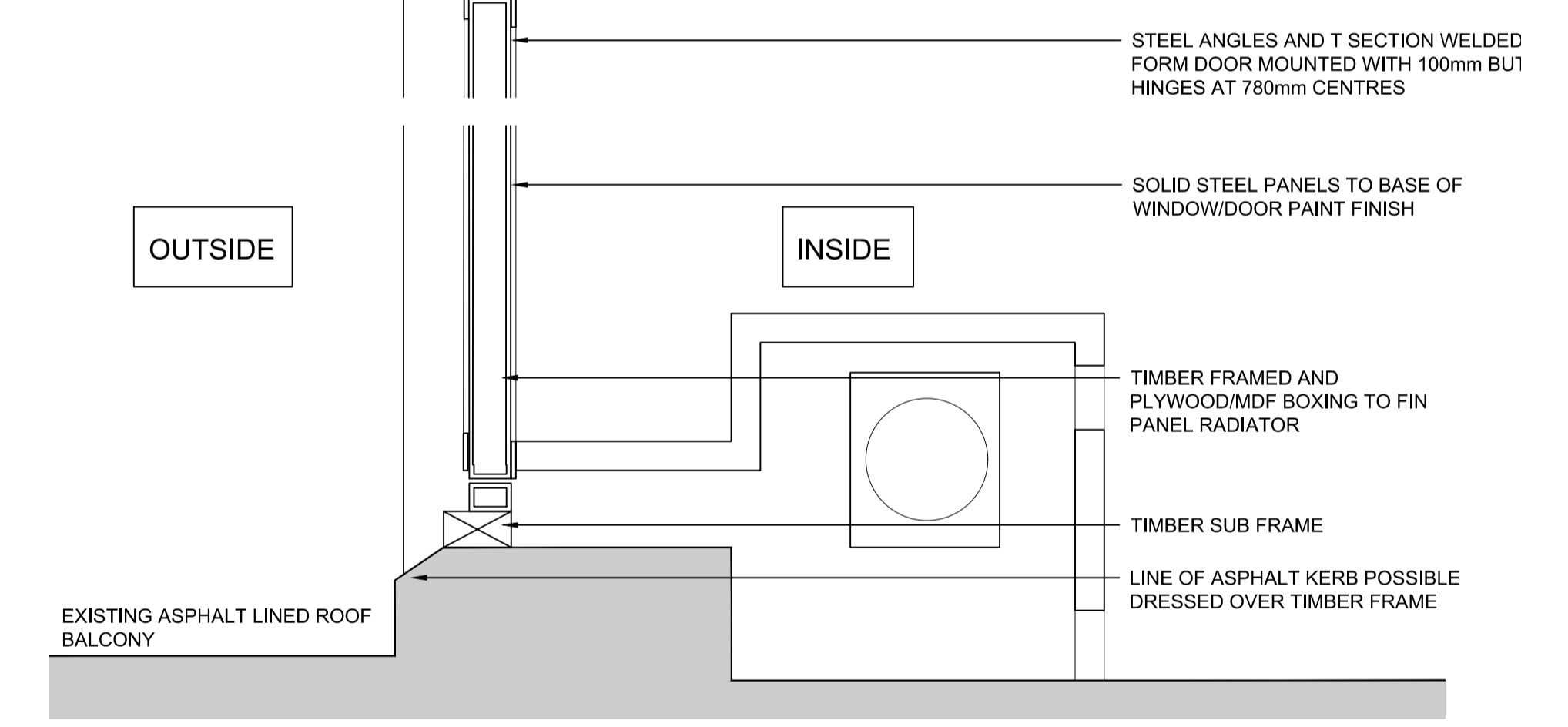
PROPOSED



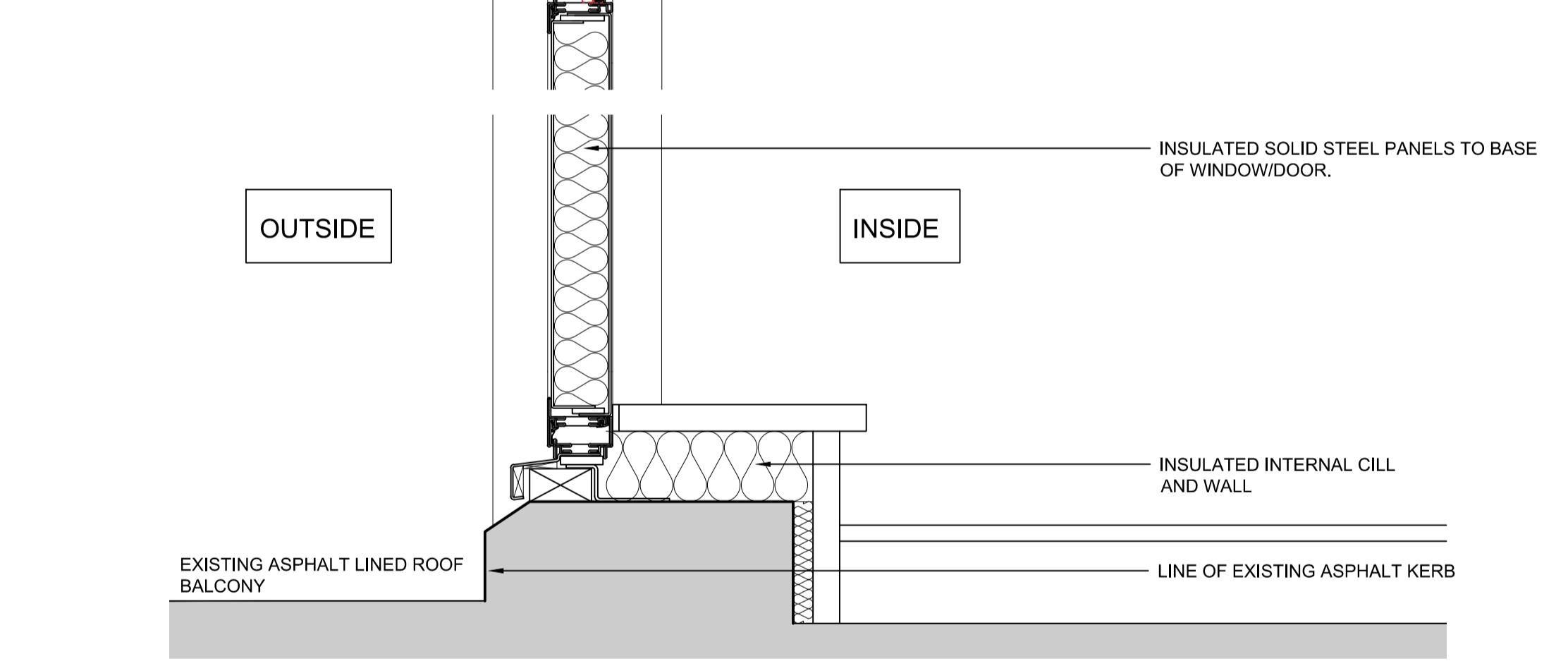
1 WINDOW ELEVATION
1:20



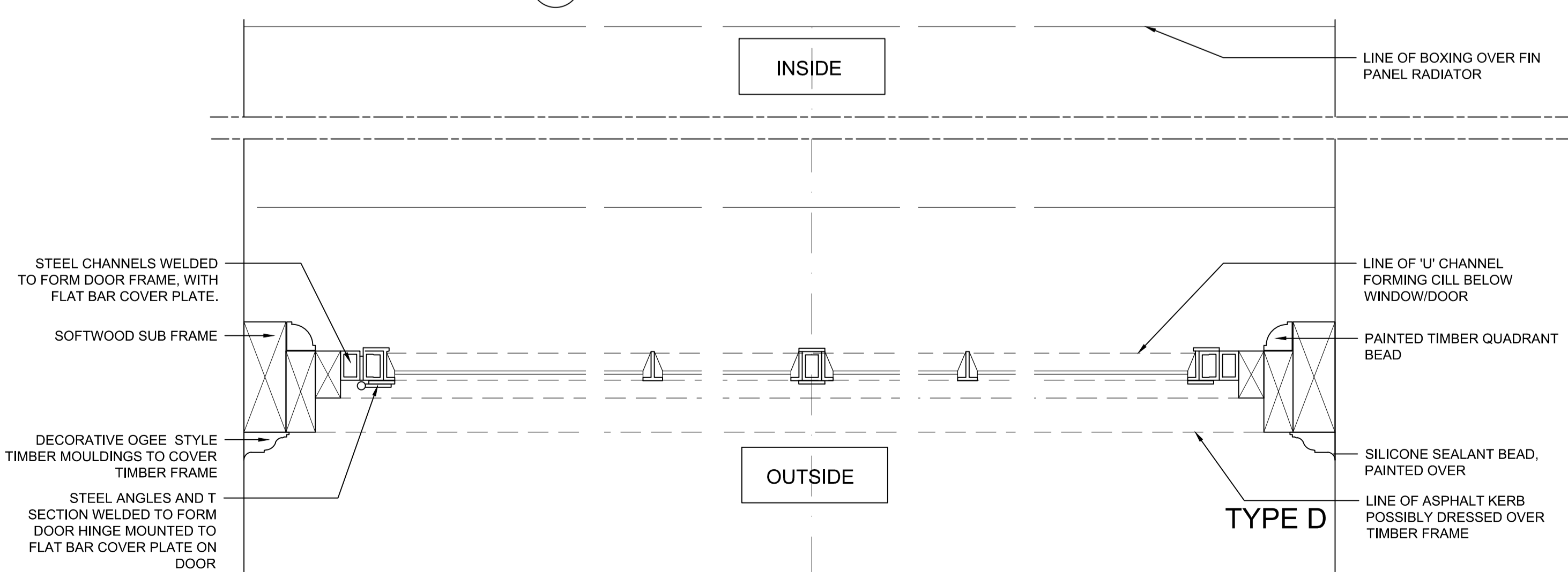
2 PHOTO FROM STEEL WINDOW
NTS



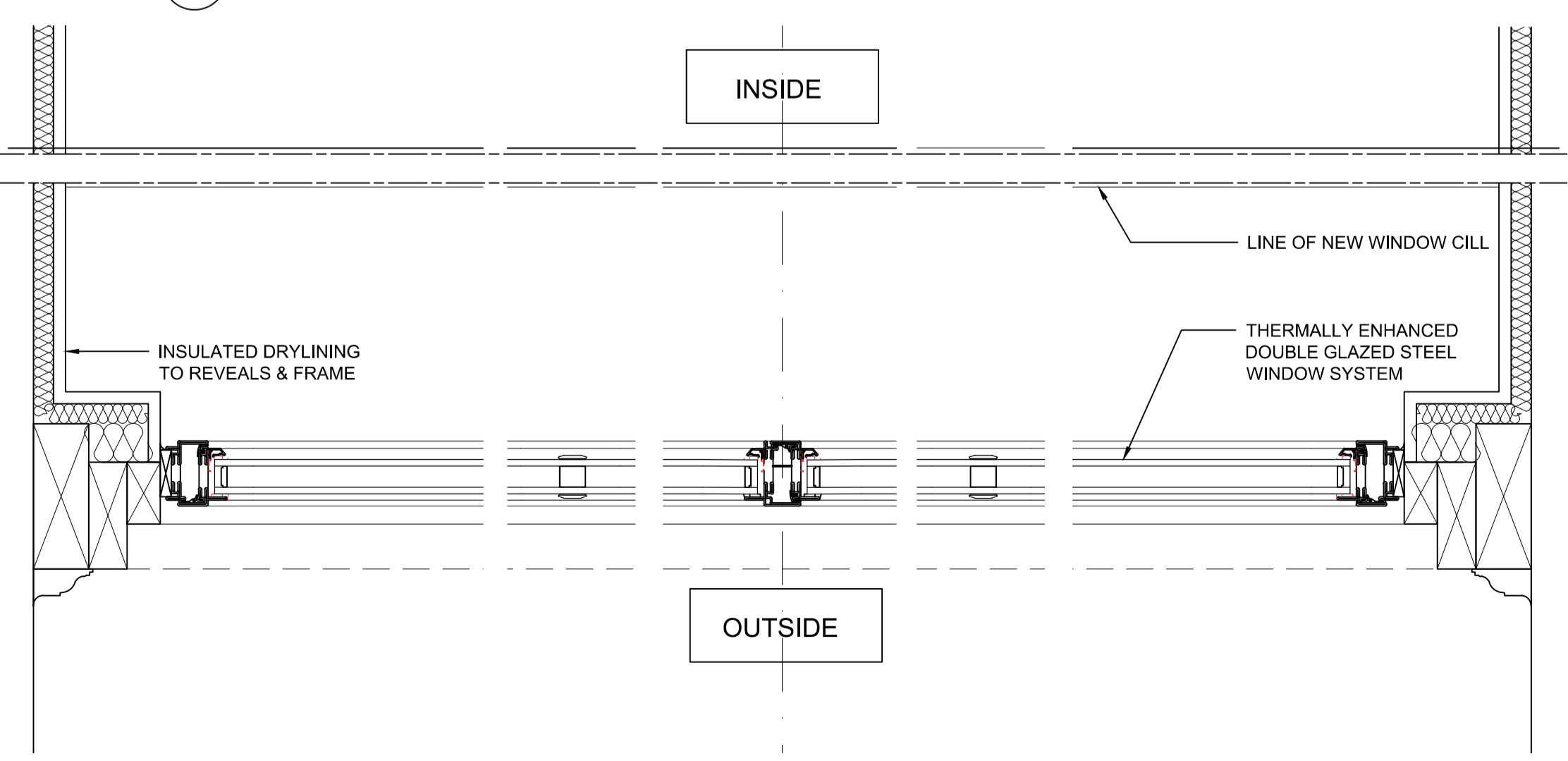
4 EXISTING STEEL WINDOW SECTION
1:5



5 PROPOSED STEEL WINDOW SECTION
1:5



3 EXISTING STEEL WINDOW PLAN
1:5



6 PROPOSED STEEL WINDOW PLAN
1:5

CLIENT _____
STRUCTURAL ENGINEER _____
SERVICES ENGINEER _____
CONSULTANT _____
KEY PLAN _____

NOTES:
DO NOT SCALE. FIGURED DIMENSIONS ONLY TO BE TAKEN FROM THIS DRAWING. CHECK DIMENSIONS ON SITE AND REPORT DISCREPANCIES TO THE ARCHITECT.
THIS DRAWING IS PROTECTED BY COPYRIGHT.
ALL AREAS HAVE BEEN MEASURED FROM CURRENT DRAWINGS. THEY MAY VARY BECAUSE OF (EG) SURVEY, DESIGN DEVELOPMENT, CONSTRUCTION TOLERANCES, STATUTORY REQUIREMENTS OR RE-DEFINITION OF THE AREAS TO BE MEASURED.

Rev.	Date	Comment	Drawn	Checked
P2	14.12.21	General amendments	AJH	GJ
P1	01.12.21	Issue for planning application	AJH	DB

Issue Purpose
PLANNING

tp bennett

One America Street London SE1 0NE | +44 (0)20 2408 2000 | www.tpennett.com

Project
UK House
162-164 Oxford Street
London, W1 1NN

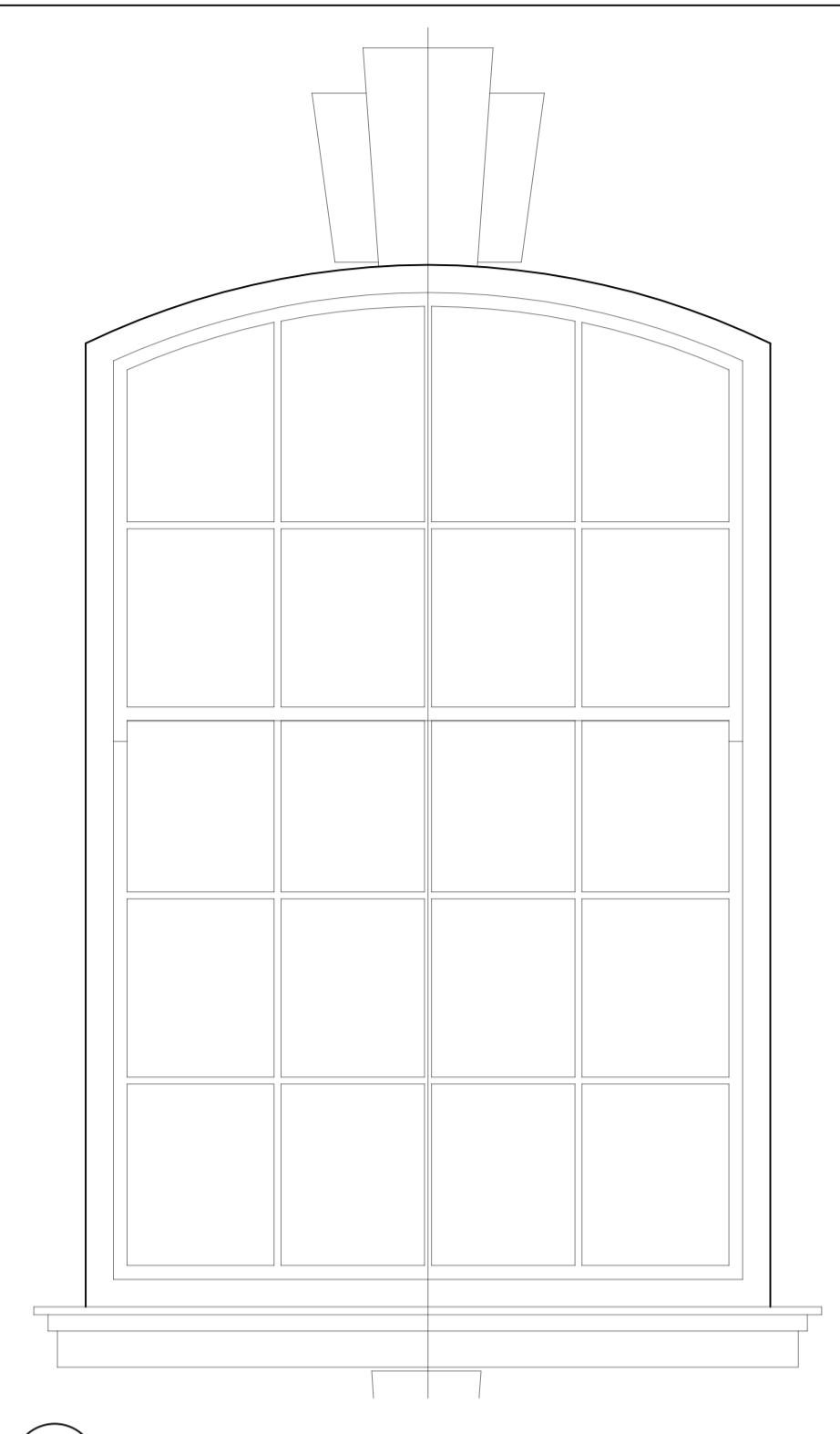
Drawing Title
Levels 1-5 Window Type D
Existing and Proposed
Steel Window Details

Drawn	Date	Scale	Alt. Ref.
AJH	25.11.21	@ A1 1:5	File

tp bennett Project No. _____ Drawing Number **UKH-TPB-DR-AR-61034** Rev **P2**

EXISTING

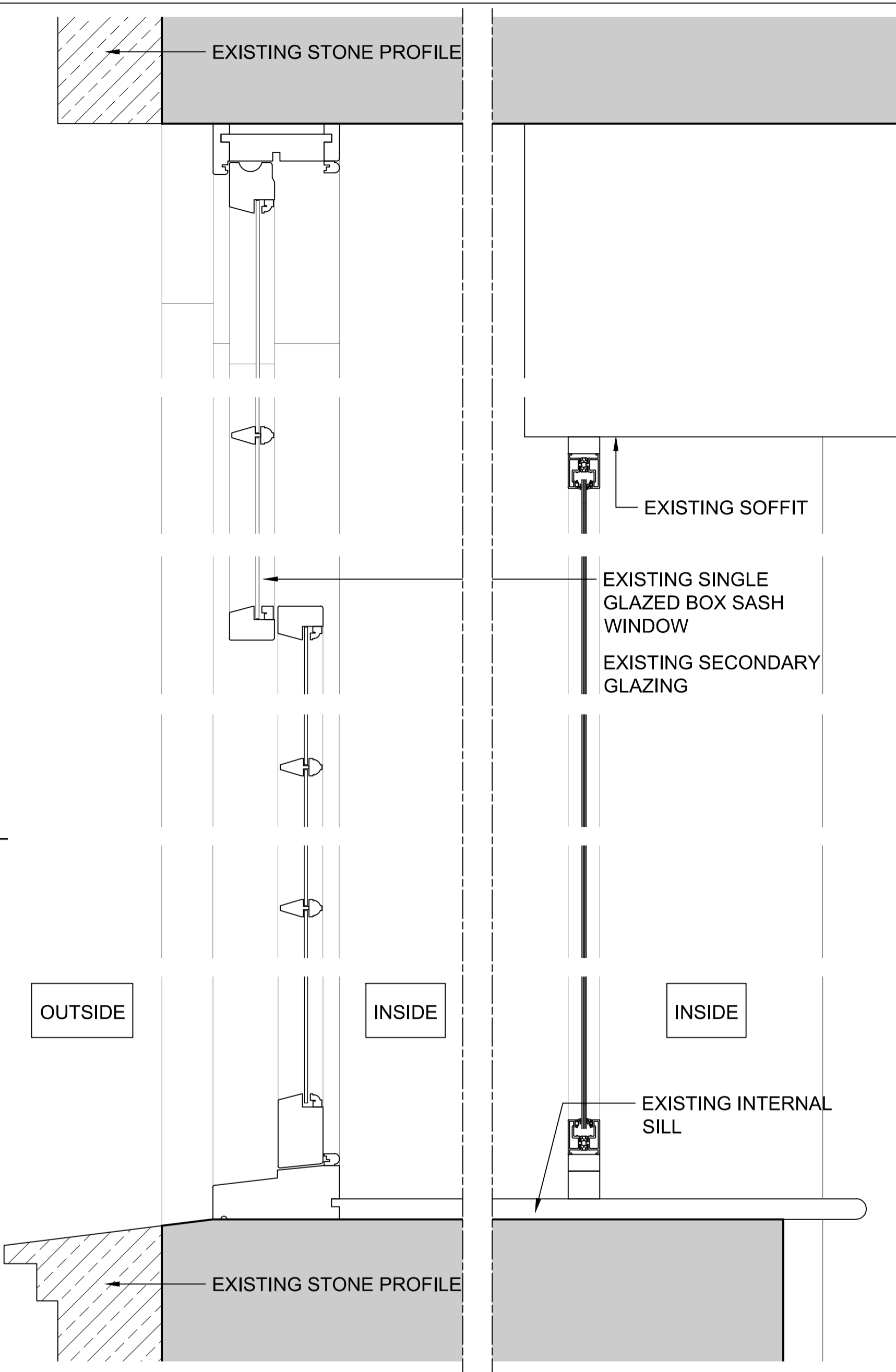
PROPOSED



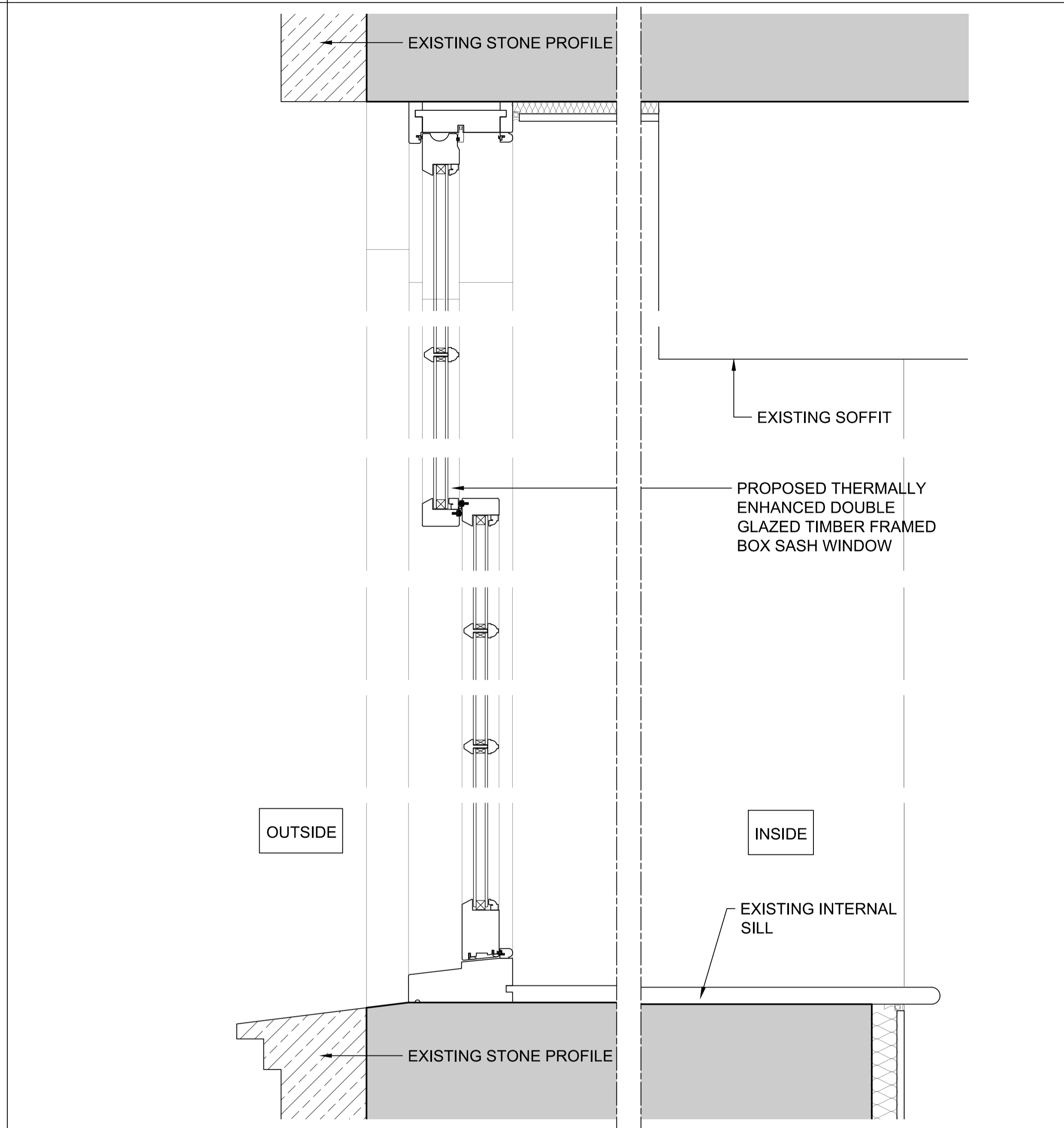
1 WINDOW ELEVATION
1/20



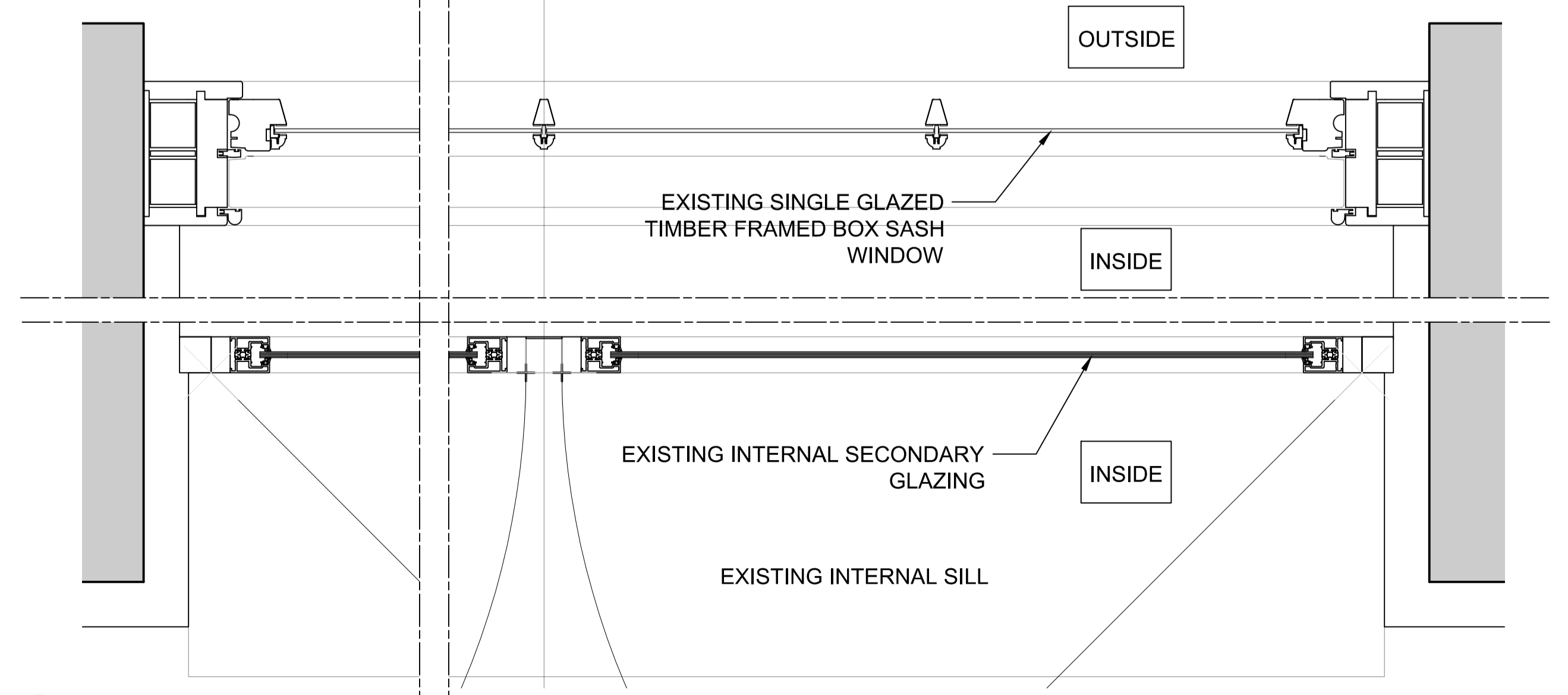
2 PHOTO FROM STEEL WINDOW
NTS



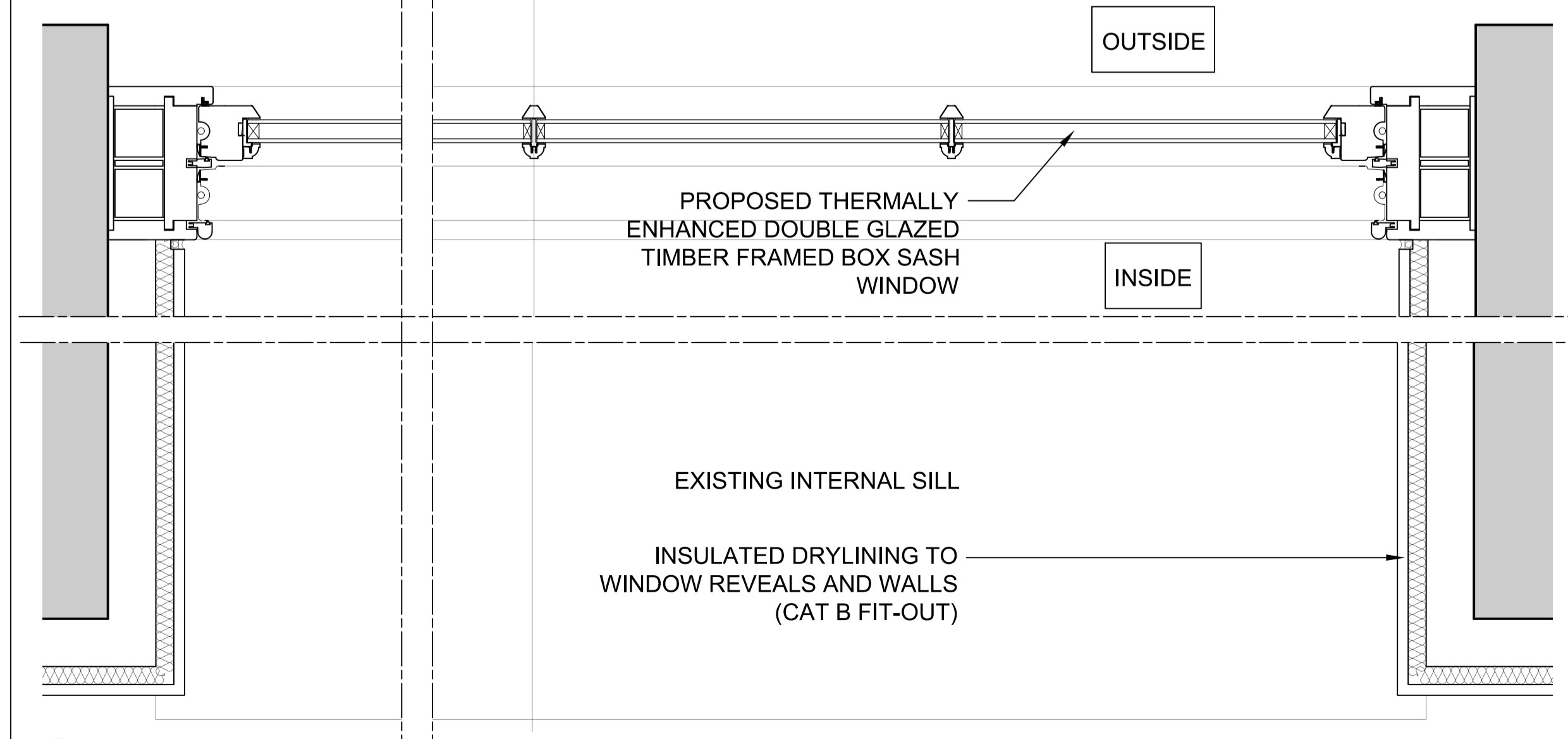
4 EXISTING STEEL WINDOW SECTION
1/5



5 PROPOSED STEEL WINDOW SECTION
1/5



3 EXISTING STEEL WINDOW PLAN
1/5



6 PROPOSED STEEL WINDOW PLAN
1/5

CLIENT _____
STRUCTURAL ENGINEER _____
SERVICES ENGINEER _____
CONSULTANT _____
KEY PLAN _____

NOTES:
DO NOT SCALE. FIGURED DIMENSIONS ONLY TO BE TAKEN FROM THIS DRAWING. CHECK DIMENSIONS ON SITE AND REPORT DISCREPANCIES TO THE ARCHITECT.
THIS DRAWING IS PROTECTED BY COPYRIGHT.
ALL AREAS HAVE BEEN MEASURED FROM CURRENT DRAWINGS. THEY MAY VARY BECAUSE OF (EG) SURVEY, DESIGN DEVELOPMENT, CONSTRUCTION TOLERANCES, STATUTORY REQUIREMENTS OR RE-DEFINITION OF THE AREAS TO BE MEASURED.

P2	15.12.21	Insulated drylining shown to window reveals and walls	AJH	DB
P1	01.12.21	First Issue	AJH	DB
Rev.	Date	Comment	Drawn	Checked

Issue Purpose
PLANNING

tp bennett

One America Street London SE1 0NE | +44 (0)20 2408 2000 | www.tpennett.com

Project
UK House
162-164 Oxford Street
London, W1 1NN


Drawing Title
Levels 1-5 Window Type S
Existing and Proposed
Timber Window Details

Drawn	Date	Scale @ A1	Alt. Ref.
AJH	29.11.21	1:5	File

tp bennett Project No. _____ Drawing Number _____ Rev _____
UKH-TPB-DR-AR-61035 P2

EXISTING

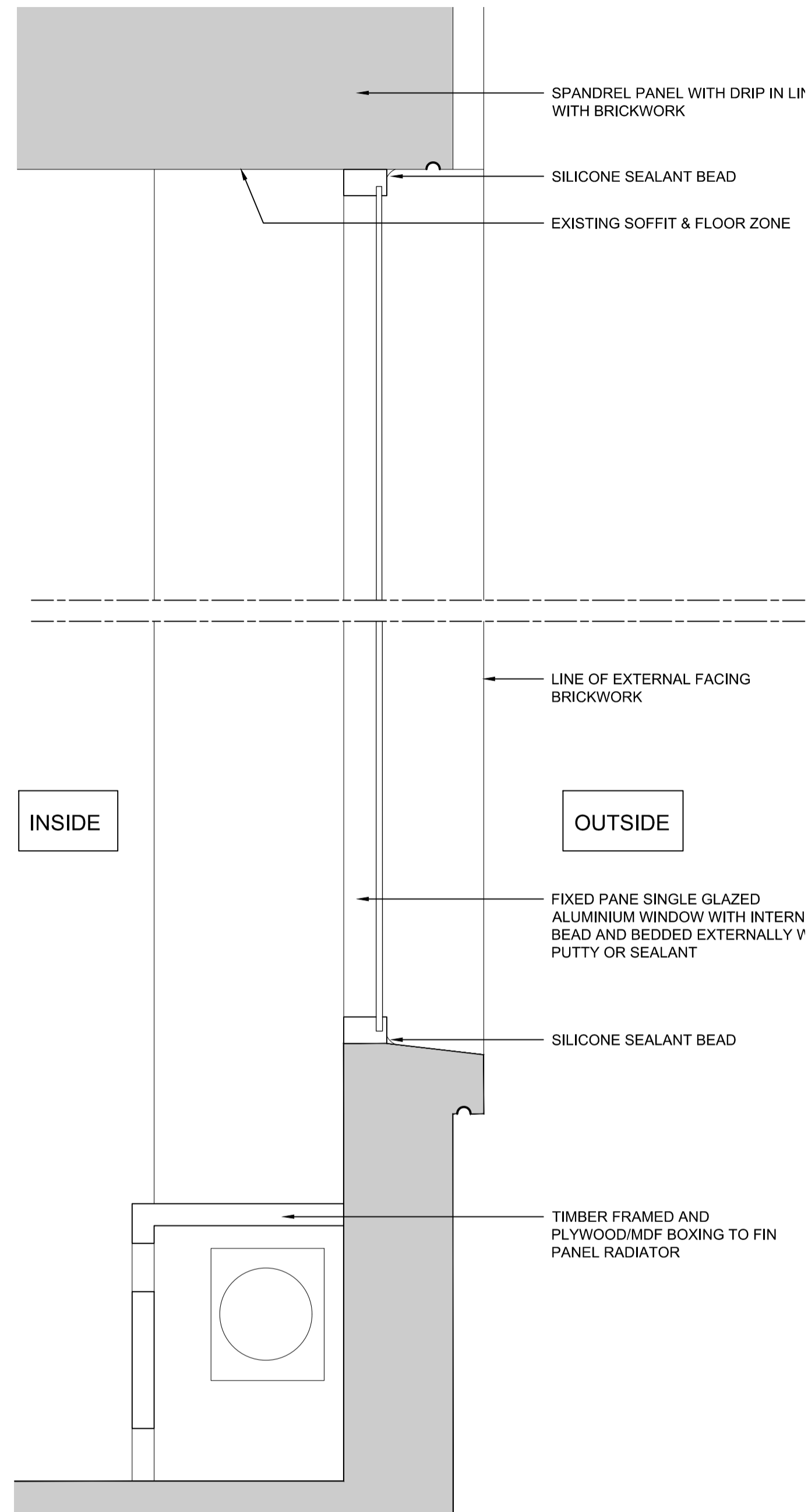
PROPOSED



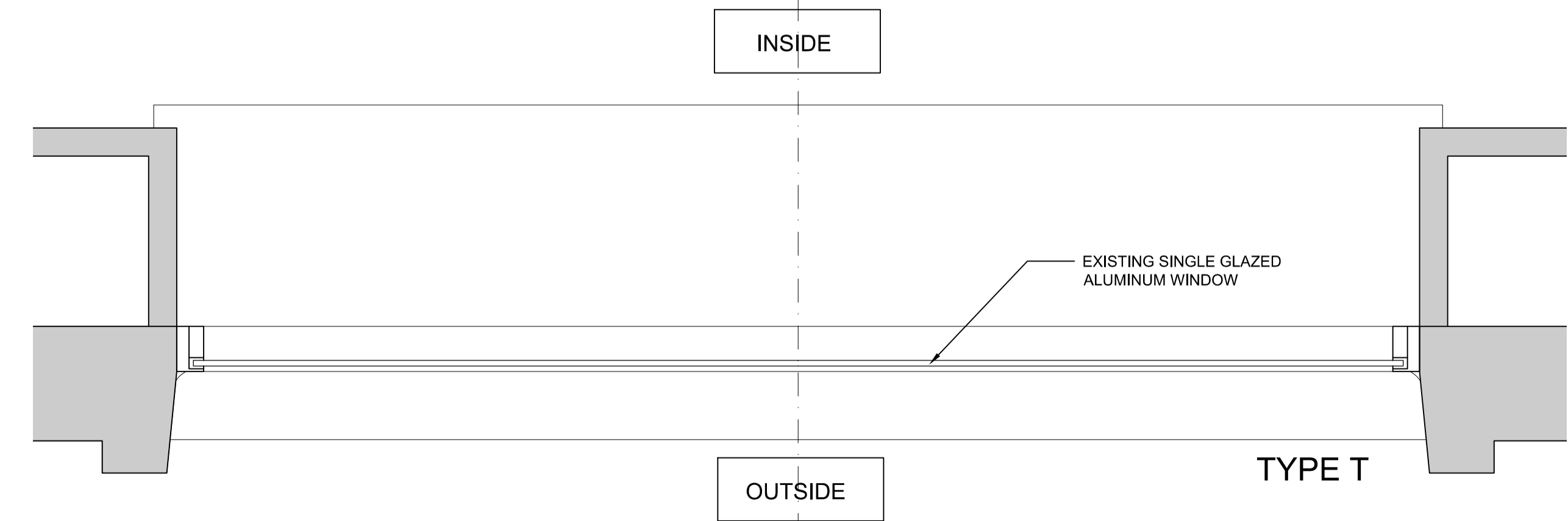
1 WINDOW ELEVATION
1/20



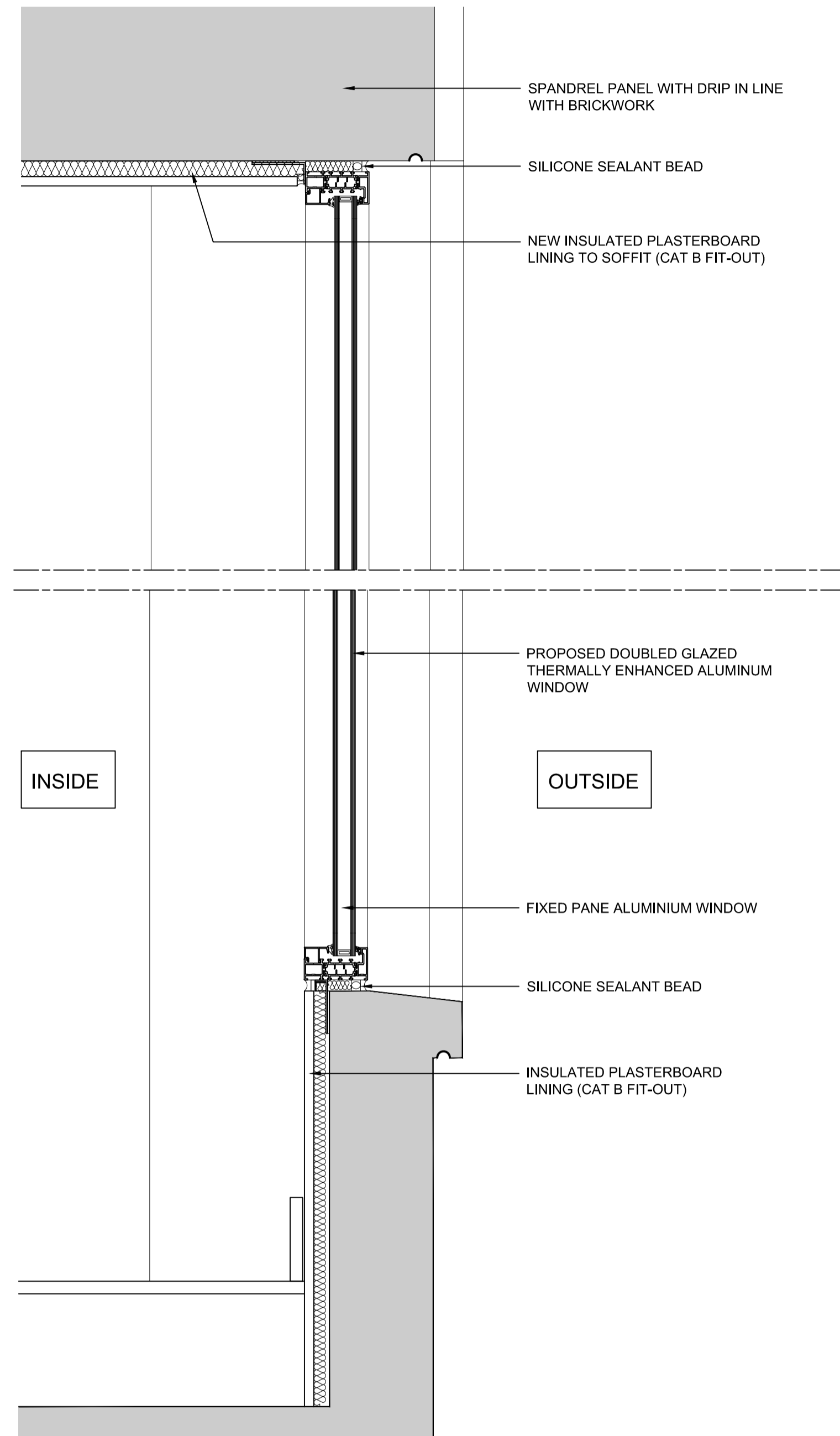
2 PHOTO FROM ALUMINIUM WINDOW
NTS



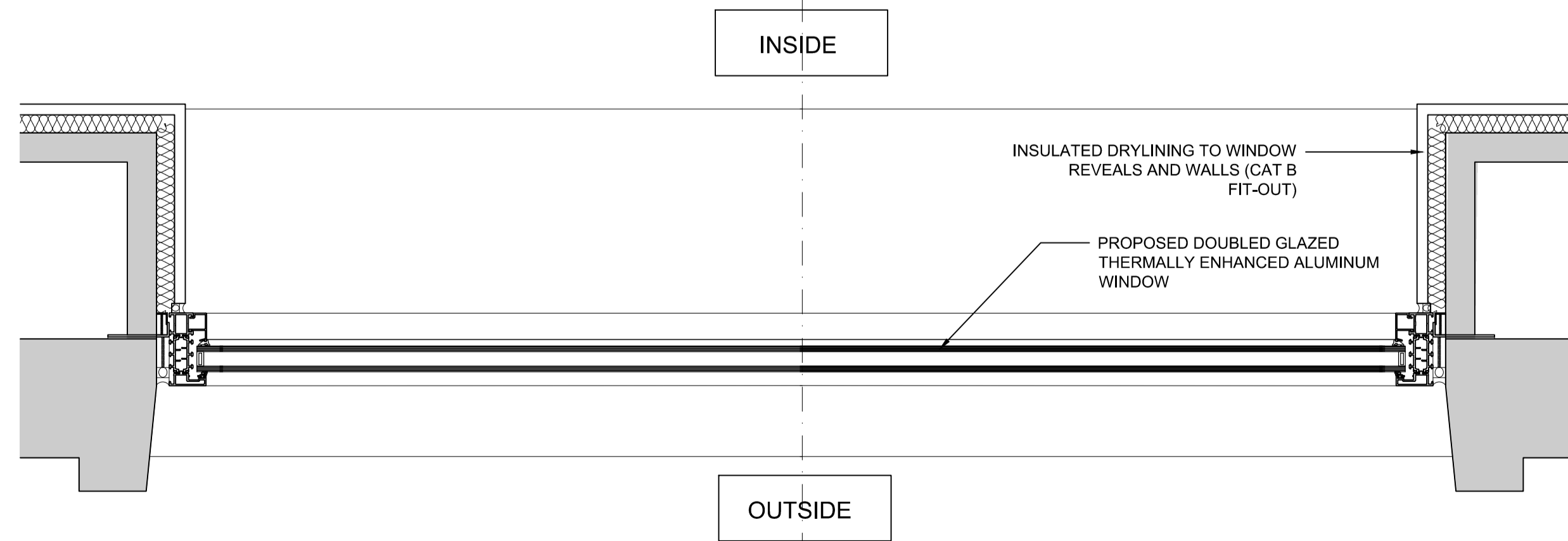
4 EXISTING ALUMINIUM WINDOW SECTION
1/5



3 EXISTING ALUMINIUM WINDOW PLAN
1/5



5 PROPOSED ALUMINIUM WINDOW SECTION
1/5



6 PROPOSED ALUMINIUM WINDOW PLAN
1/5

CLIENT
STRUCTURAL ENGINEER
SERVICES ENGINEER
CONSULTANT
KEY PLAN

NOTES:
DO NOT SCALE. FIGURED DIMENSIONS ONLY TO BE TAKEN FROM THIS DRAWING. CHECK DIMENSIONS ON SITE AND REPORT DISCREPANCIES TO THE ARCHITECT.
THIS DRAWING IS PROTECTED BY COPYRIGHT.
ALL AREAS HAVE BEEN MEASURED FROM CURRENT DRAWINGS. THEY MAY VARY BECAUSE OF (EG) SURVEY, DESIGN DEVELOPMENT, CONSTRUCTION TOLERANCES, STATUTORY REQUIREMENTS OR RE-DEFINITION OF THE AREAS TO BE MEASURED.

Rev.	Date	Comment	Drawn	Checked
P2	15.12.21	Insulated drylining shown to window reveals and walls	AJH	GJ
P1	01.12.21	Issue for planning application	AJH	DB

Issue Purpose
PLANNING

tp bennett

One America Street London SE1 0NE | +44 (0)20 2408 2000 | www.tpennett.com

Project
UK House
162-164 Oxford Street
London, W1 1NN


Drawing Title
**Levels 1-5 Window Type T
Existing and Proposed
Aluminium Window Details**

Drawn	Date	Scale	Alt. Ref.
AJH	25.11.21	@ A1 1:5	File

tpennett Project No. Drawing Number Rev
UKH-TPB-DR-AR-61036 P2

EXISTING

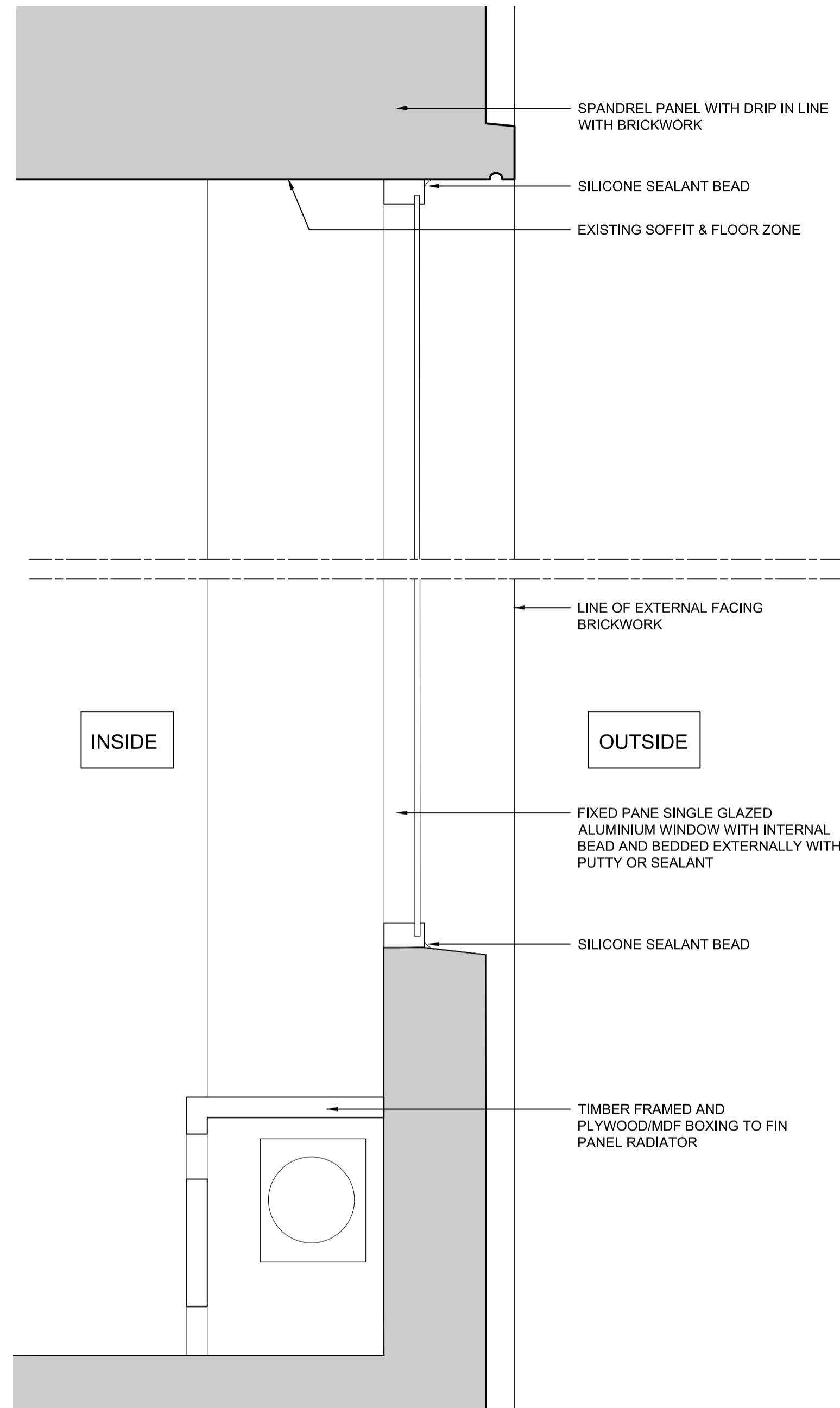
PROPOSED



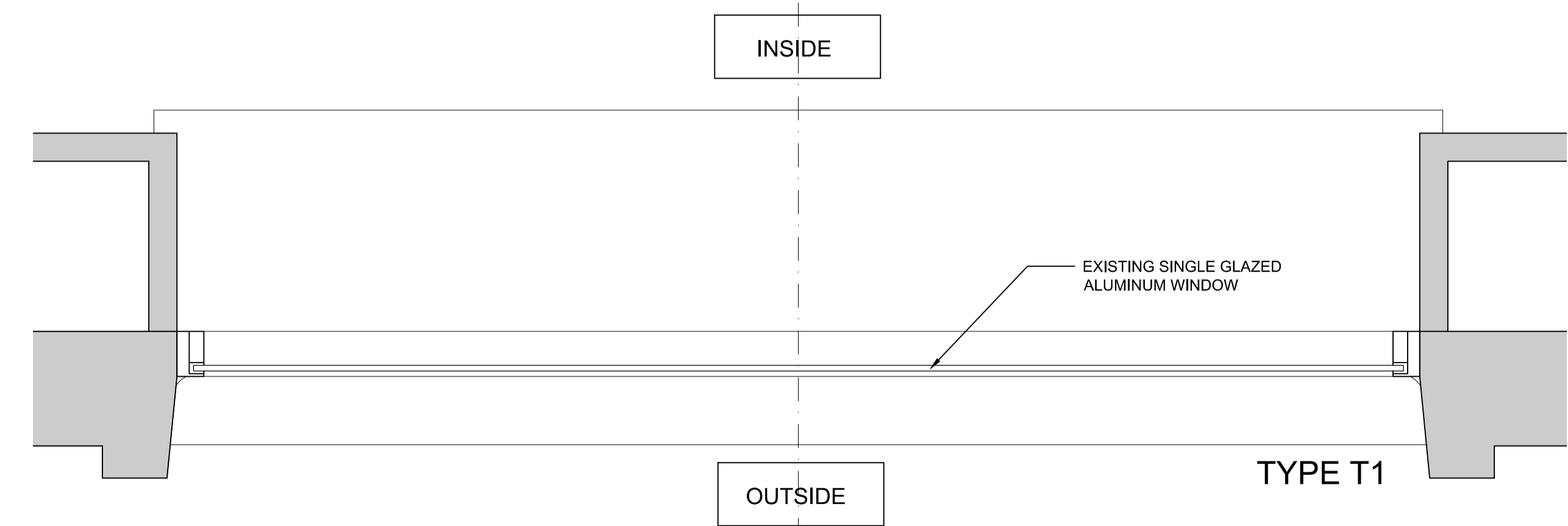
1 WINDOW ELEVATION
1:20



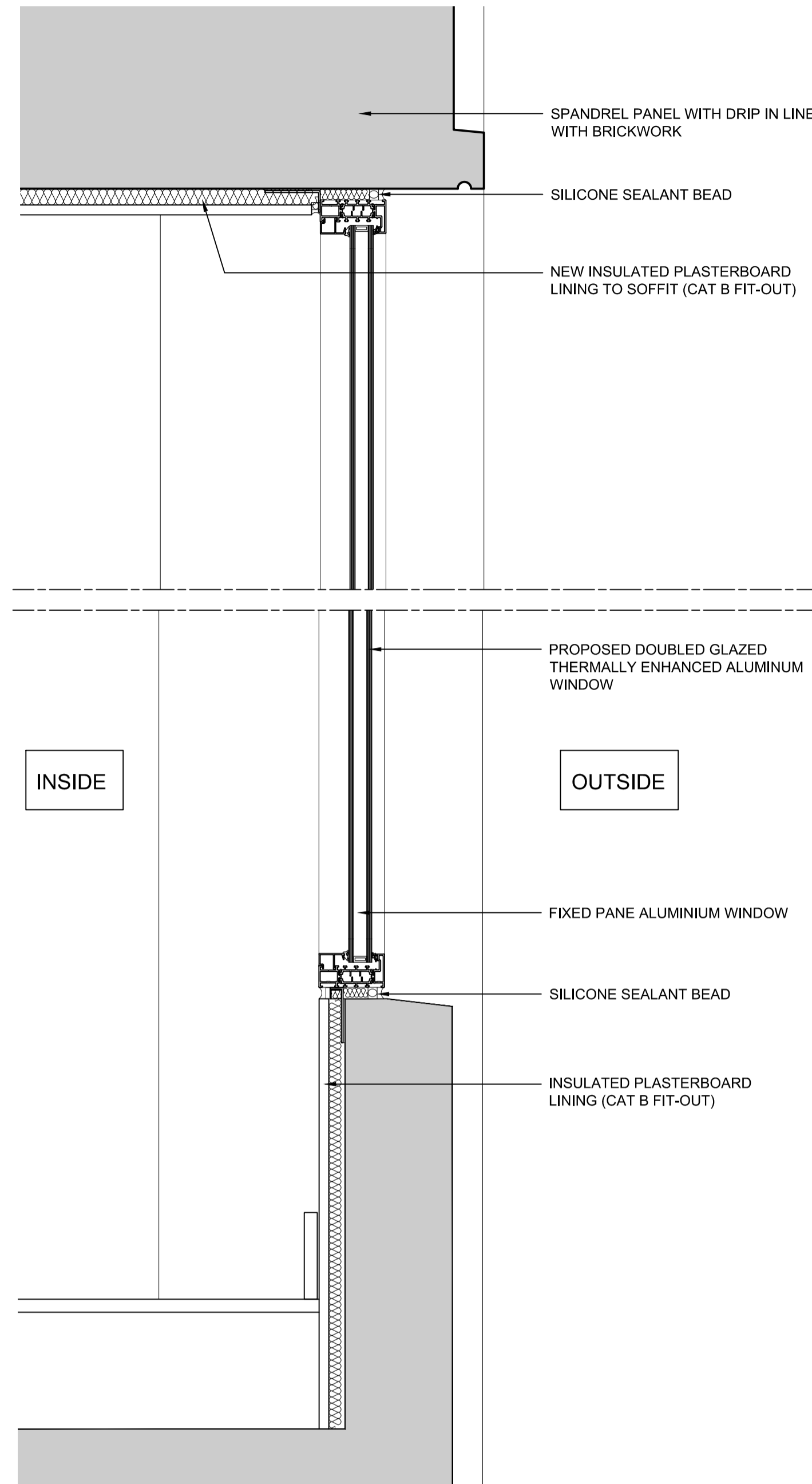
2 PHOTO FROM ALUMINIUM WINDOW
NTS



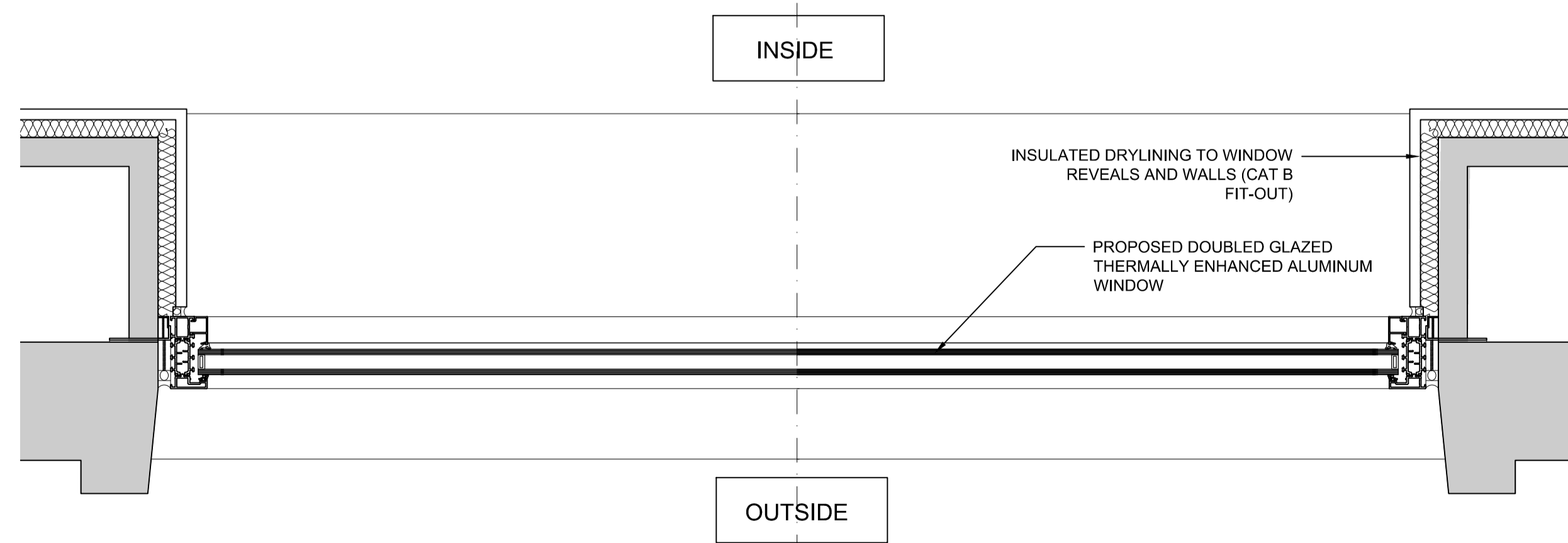
4 EXISTING ALUMINIUM WINDOW SECTION
1:5



3 EXISTING ALUMINIUM WINDOW PLAN
1:5



5 PROPOSED ALUMINIUM WINDOW SECTION
1:5



6 PROPOSED ALUMINIUM WINDOW PLAN
1:5

CLIENT
STRUCTURAL ENGINEER
SERVICES ENGINEER
CONSULTANT
KEY PLAN

NOTES:
DO NOT SCALE. FIGURED DIMENSIONS ONLY TO BE TAKEN FROM THIS DRAWING. CHECK DIMENSIONS ON SITE AND REPORT DISCREPANCIES TO THE ARCHITECT.
THIS DRAWING IS PROTECTED BY COPYRIGHT.
ALL AREAS HAVE BEEN MEASURED FROM CURRENT DRAWINGS. THEY MAY VARY BECAUSE OF (EG) SURVEY, DESIGN DEVELOPMENT, CONSTRUCTION TOLERANCES, STATUTORY REQUIREMENTS OR RE-DEFINITION OF THE AREAS TO BE MEASURED.

Rev.	Date	Comment	Drawn	Checked
P2	15.12.21	Insulated drylining shown to window reveals and walls	AJH	GJ
P1	01.12.21	Issue for planning application	AJH	DB

Issue Purpose
PLANNING

tp bennett

One America Street London SE1 0NE | +44 (0)20 2408 2000 | www.tpbennett.com

Project
UK House
162-164 Oxford Street
London, W1 1NN


Drawing Title
Levels 1-5 Window Type T1
Existing and Proposed
Aluminium Window Details

Drawn	Date	Scale @ A1	Alt. Ref.
AJH	30.11.21	1:5	File


tp bennett Project No. Drawing Number Rev
UKH-TPB-DR-AR-61037 P2

EXISTING

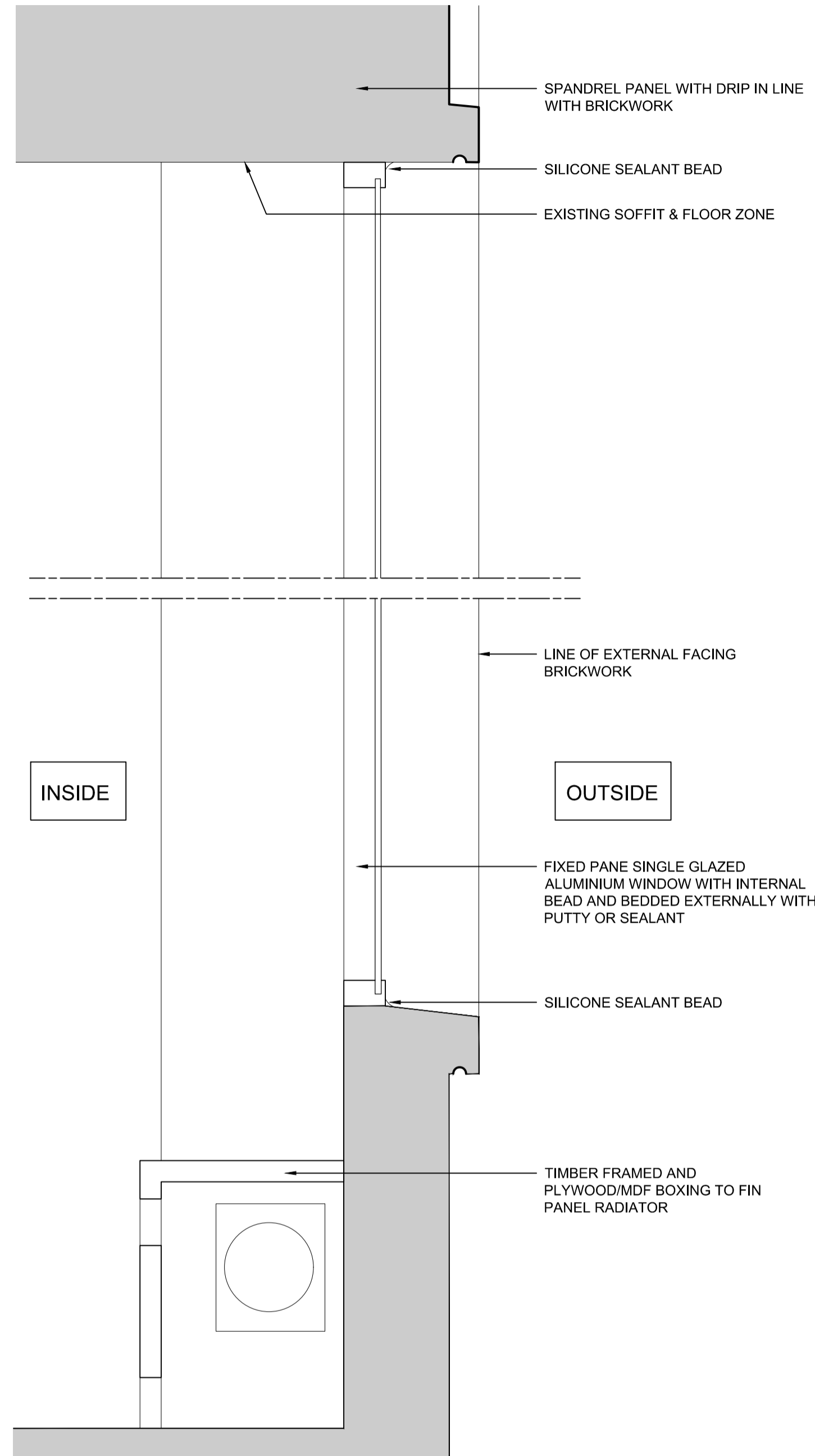
PROPOSED



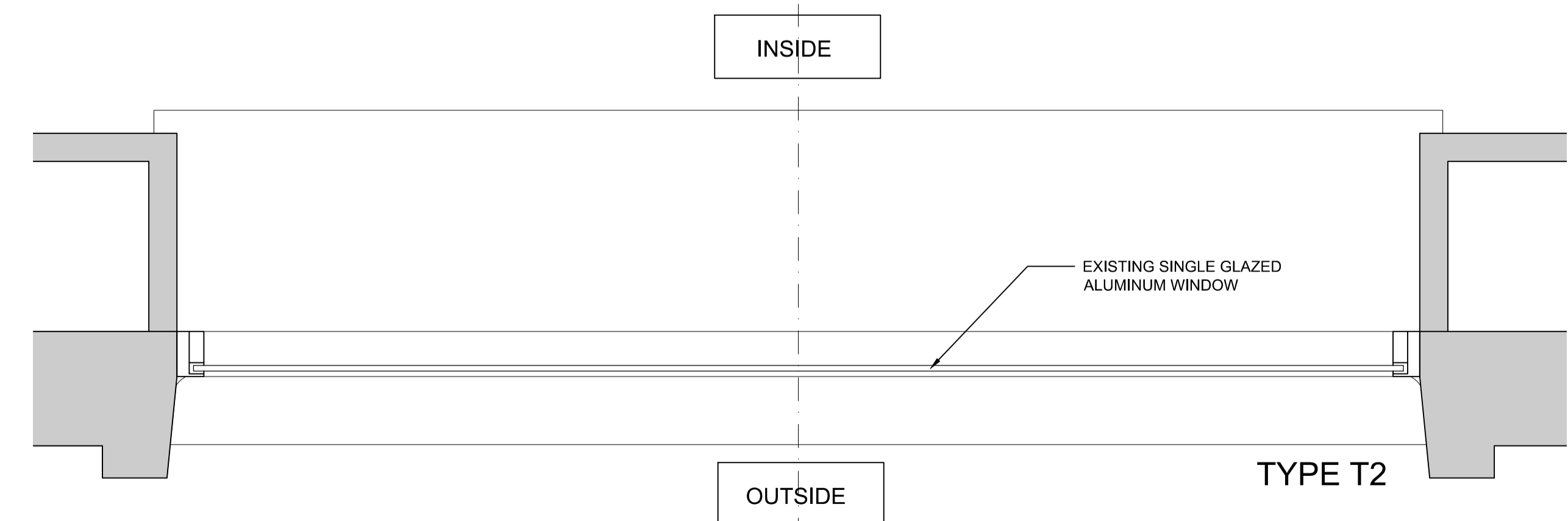
1 WINDOW ELEVATION
1/20



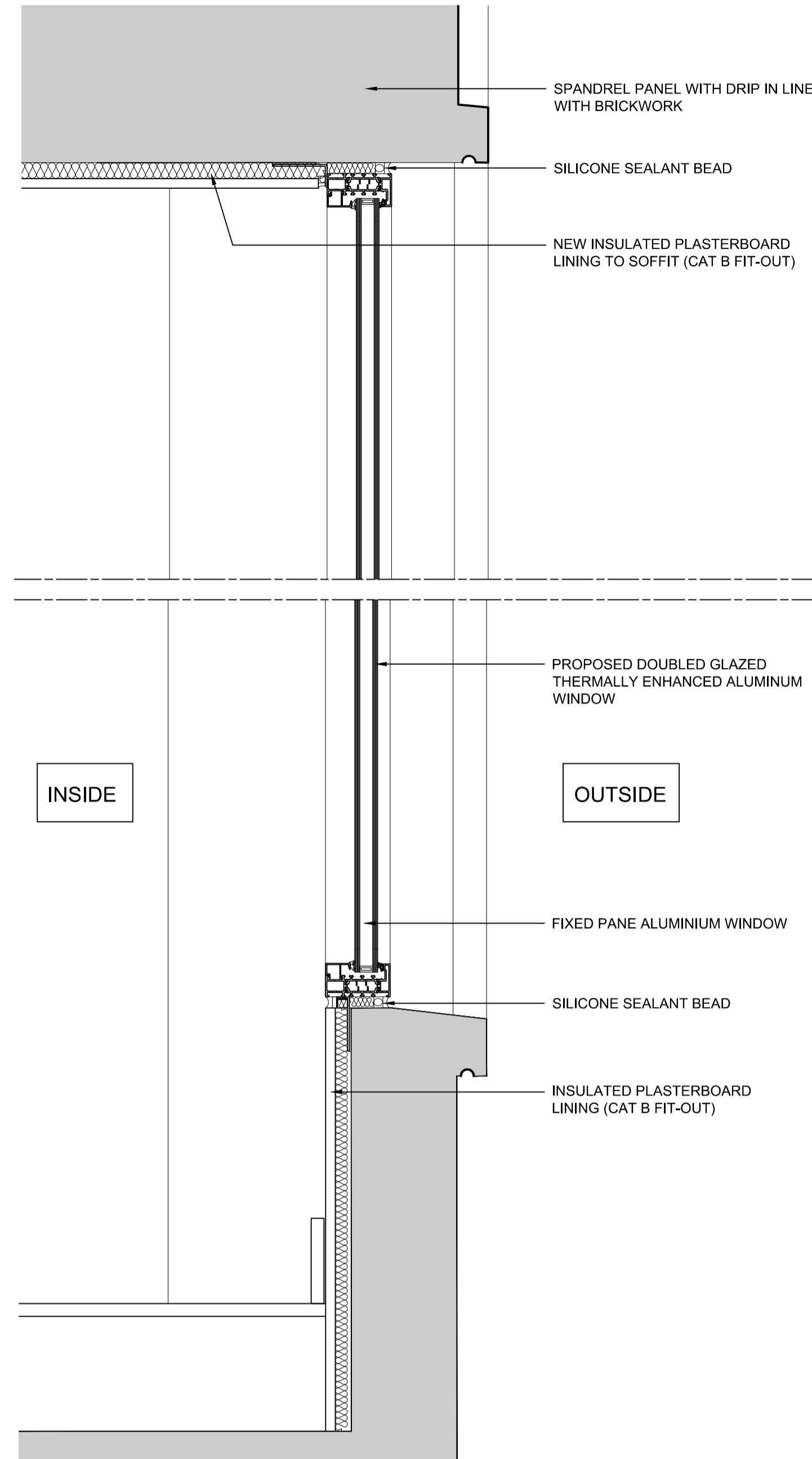
2 PHOTO FROM ALUMINIUM WINDOW
NTS



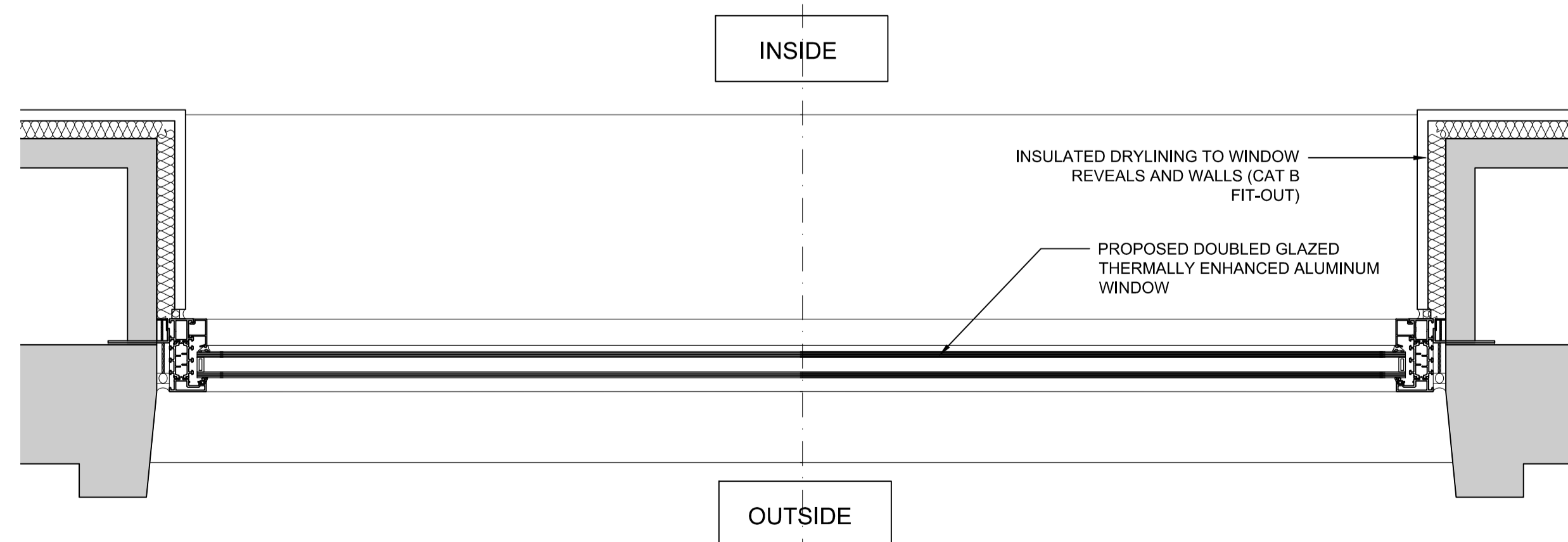
4 EXISTING ALUMINIUM WINDOW SECTION
1/5



3 EXISTING ALUMINIUM WINDOW PLAN
1/5



5 PROPOSED ALUMINIUM WINDOW SECTION
1/5



6 PROPOSED ALUMINIUM WINDOW PLAN
1/5

CLIENT
STRUCTURAL ENGINEER
SERVICES ENGINEER
CONSULTANT
KEY PLAN

NOTES:
DO NOT SCALE. FIGURED DIMENSIONS ONLY TO BE TAKEN FROM THIS DRAWING. CHECK DIMENSIONS ON SITE AND REPORT DISCREPANCIES TO THE ARCHITECT.
THIS DRAWING IS PROTECTED BY COPYRIGHT.
ALL AREAS HAVE BEEN MEASURED FROM CURRENT DRAWINGS. THEY MAY VARY BECAUSE OF (EG) SURVEY, DESIGN DEVELOPMENT, CONSTRUCTION TOLERANCES, STATUTORY REQUIREMENTS OR RE-DEFINITION OF THE AREAS TO BE MEASURED.

P2	15.12.21	Insulated drylining shown to window reveals and walls	AJH	GJ
P1	01.12.21	Issue for planning application	AJH	DB
Rev.	Date	Comment	Drawn	Checked

Issue Purpose
PLANNING

tp bennett

One America Street London SE1 0NE | +44 (0)20 2408 2000 | www.tpbennett.com

Project
UK House
162-164 Oxford Street
London, W1 1NN


Drawing Title
Levels 1-5 Window Type T2
Existing and Proposed
Aluminium Window Details

Drawn	Date	Scale	Alt. Ref.
AJH	29.11.21	@ A1 1:5	File

tp bennett Project No. Drawing Number Rev
UKH-TPB-DR-AR-61038 P2

EXISTING

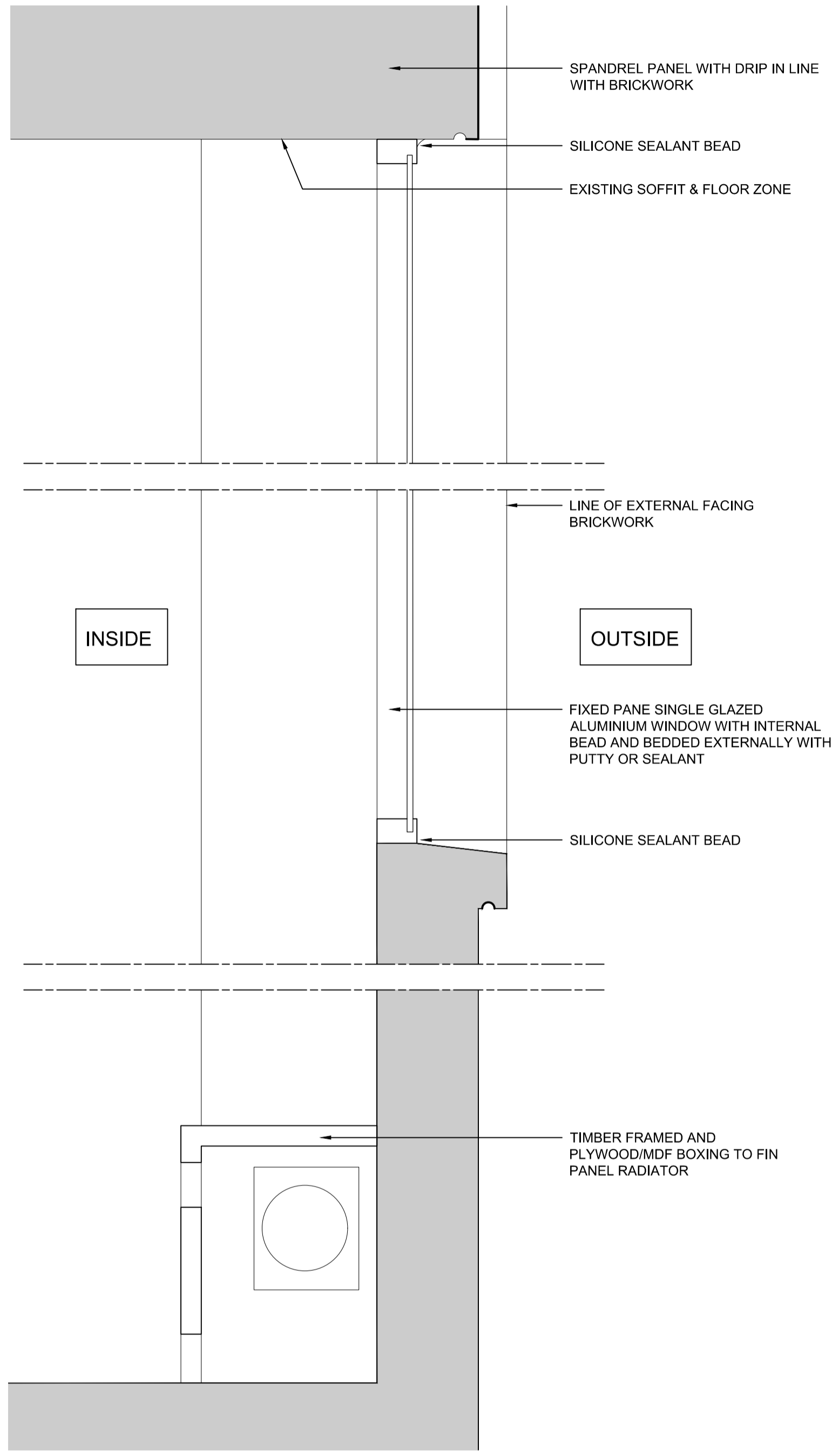
PROPOSED



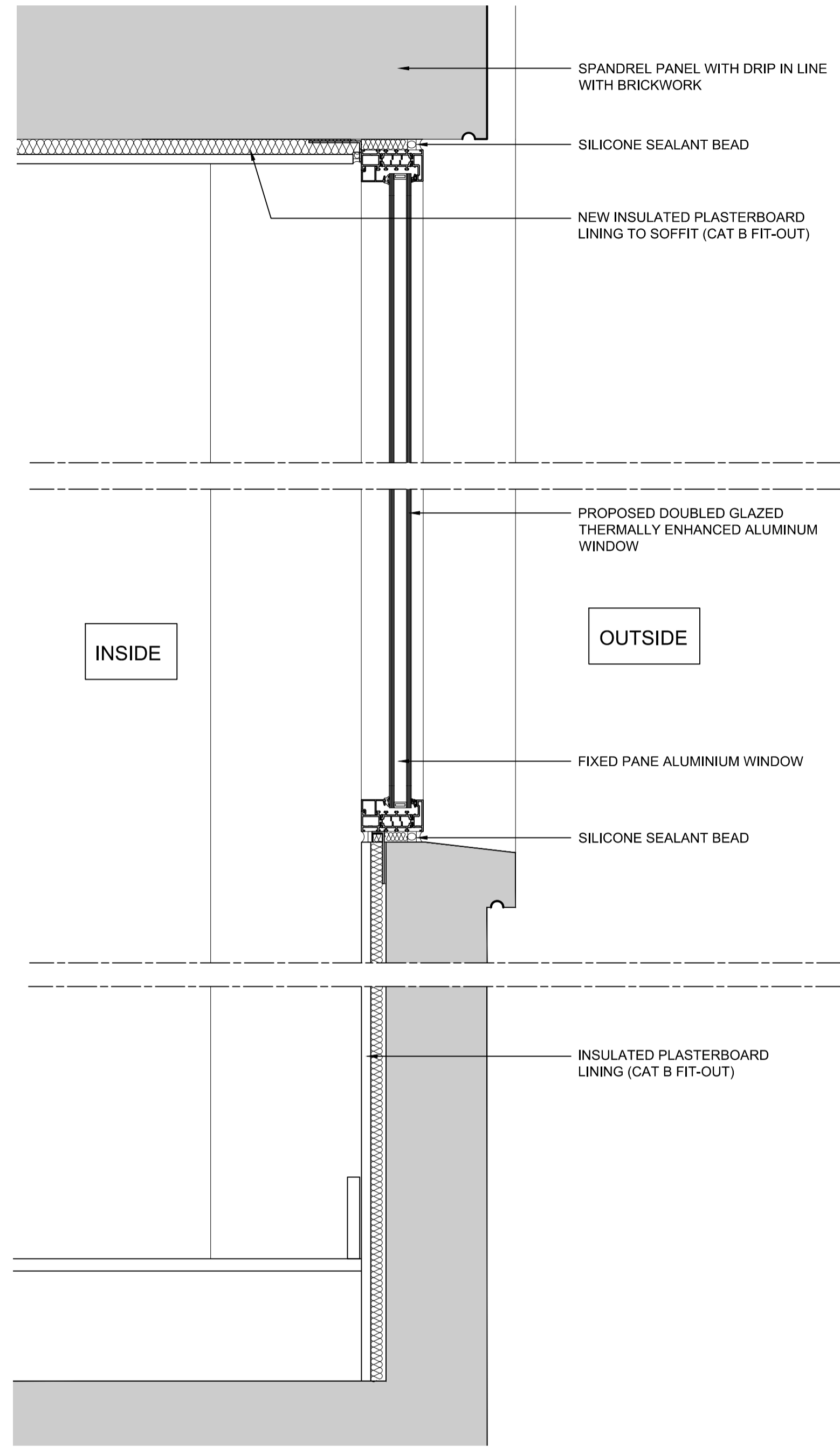
1 WINDOW ELEVATION
1/20



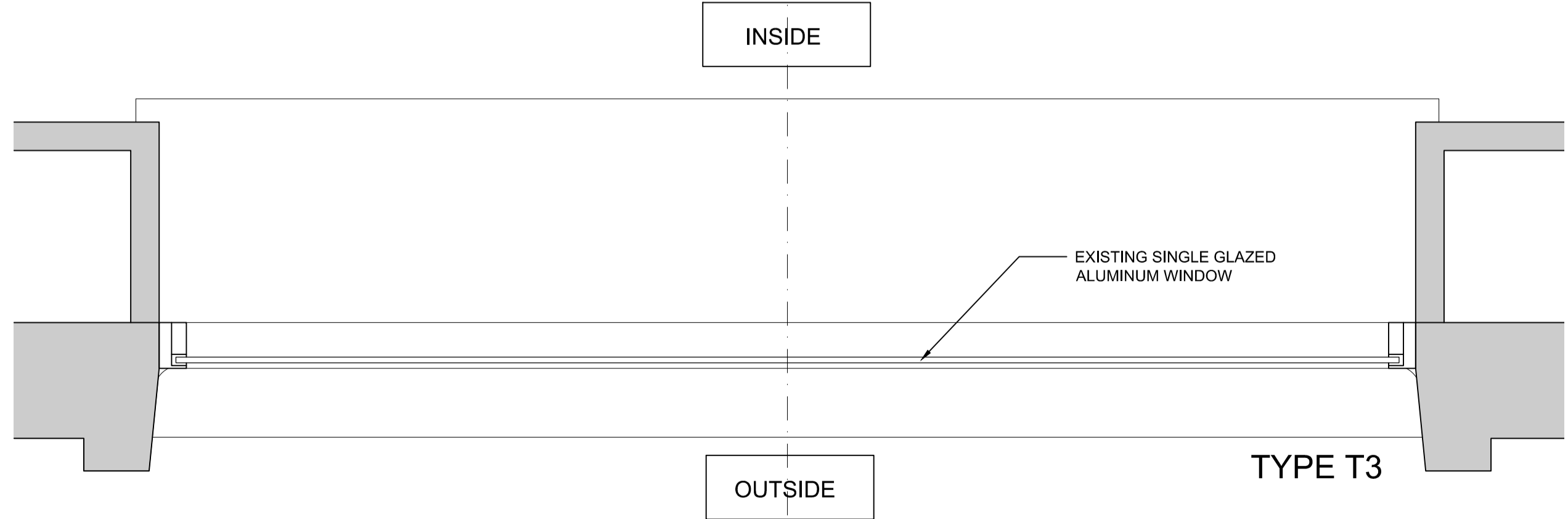
2 PHOTO FROM ALUMINIUM WINDOW
NTS



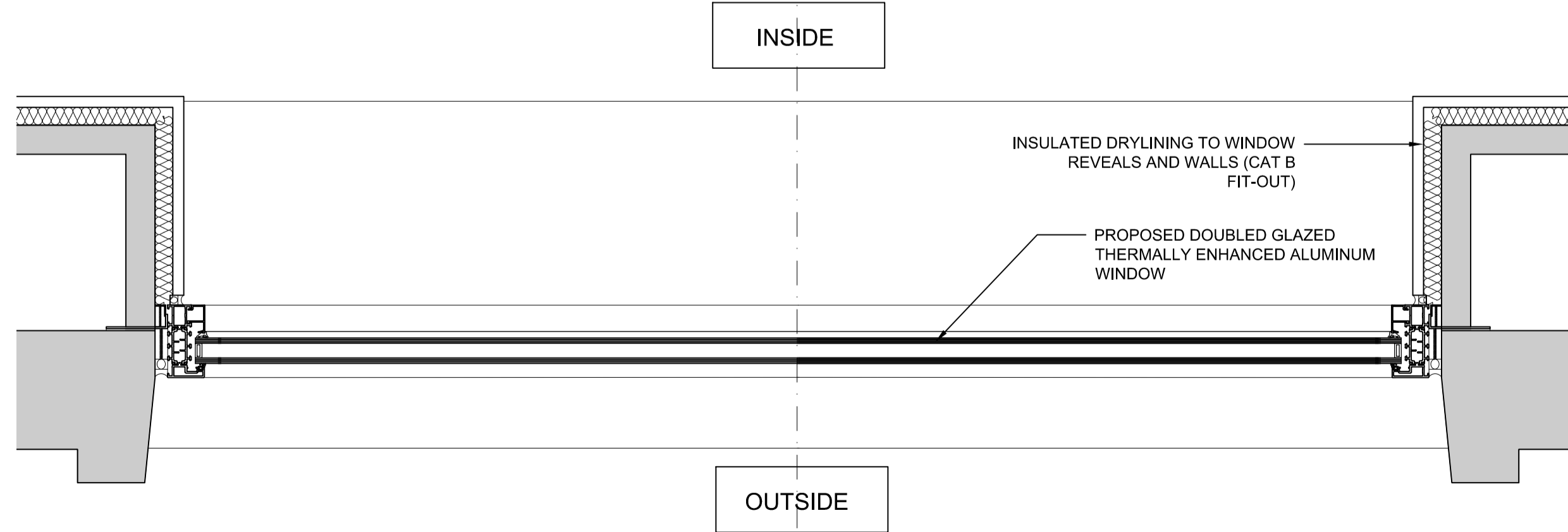
4 EXISTING ALUMINIUM WINDOW SECTION
1/5



5 PROPOSED ALUMINIUM WINDOW SECTION
1/5



3 EXISTING ALUMINIUM WINDOW PLAN
1/5



6 PROPOSED ALUMINIUM WINDOW PLAN
1/5

CLIENT
STRUCTURAL ENGINEER
SERVICES ENGINEER
CONSULTANT
KEY PLAN

NOTES:
DO NOT SCALE. FIGURED DIMENSIONS ONLY TO BE TAKEN FROM THIS DRAWING. CHECK DIMENSIONS ON SITE AND REPORT DISCREPANCIES TO THE ARCHITECT.
THIS DRAWING IS PROTECTED BY COPYRIGHT.
ALL AREAS HAVE BEEN MEASURED FROM CURRENT DRAWINGS. THEY MAY VARY BECAUSE OF (EG) SURVEY, DESIGN DEVELOPMENT, CONSTRUCTION TOLERANCES, STATUTORY REQUIREMENTS OR RE-DEFINITION OF THE AREAS TO BE MEASURED.

Rev.	Date	Comment	Drawn	Checked
P2	15.12.21	Insulated drylining shown to window reveals and walls	AJH	GJ
P1	01.12.21	Issue for planning application	AJH	DB

Issue Purpose
PLANNING

tp bennett

One America Street London SE1 0NE | +44 (0)20 2408 2000 | www.tpbennett.com

Project
UK House
162-164 Oxford Street
London, W1 1NN


Drawing Title
**Levels 1-5 Window Type T3
Existing and Proposed
Aluminium Window Details**

Drawn	Date	Scale	Alt. Ref.
AJH	29.11.21	@ A1 1:5	File

tp bennett Project No. Drawing Number Rev
UKH-TPB-DR-AR-61039 P2

EXISTING

PROPOSED

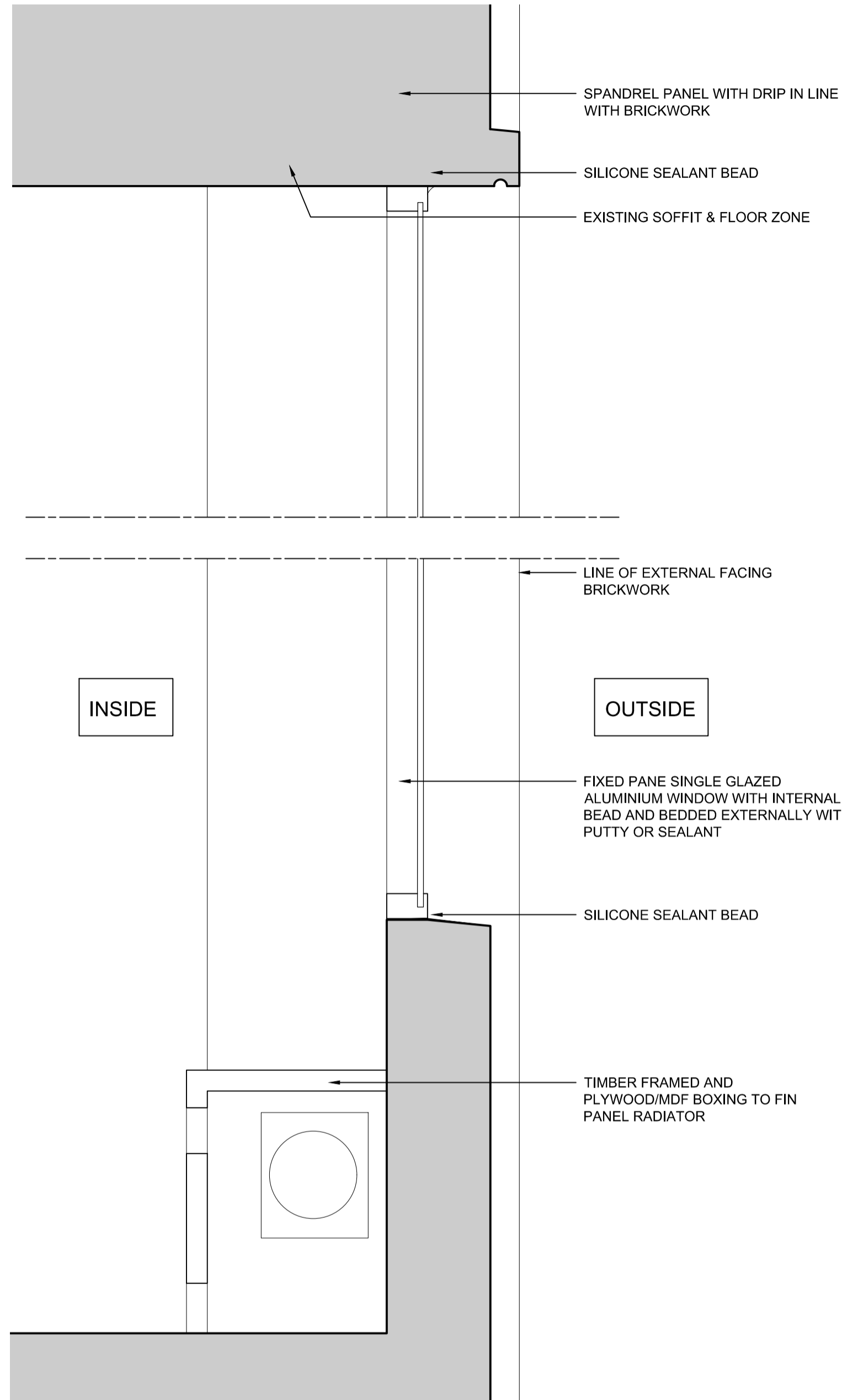


1 WINDOW ELEVATION
1/20

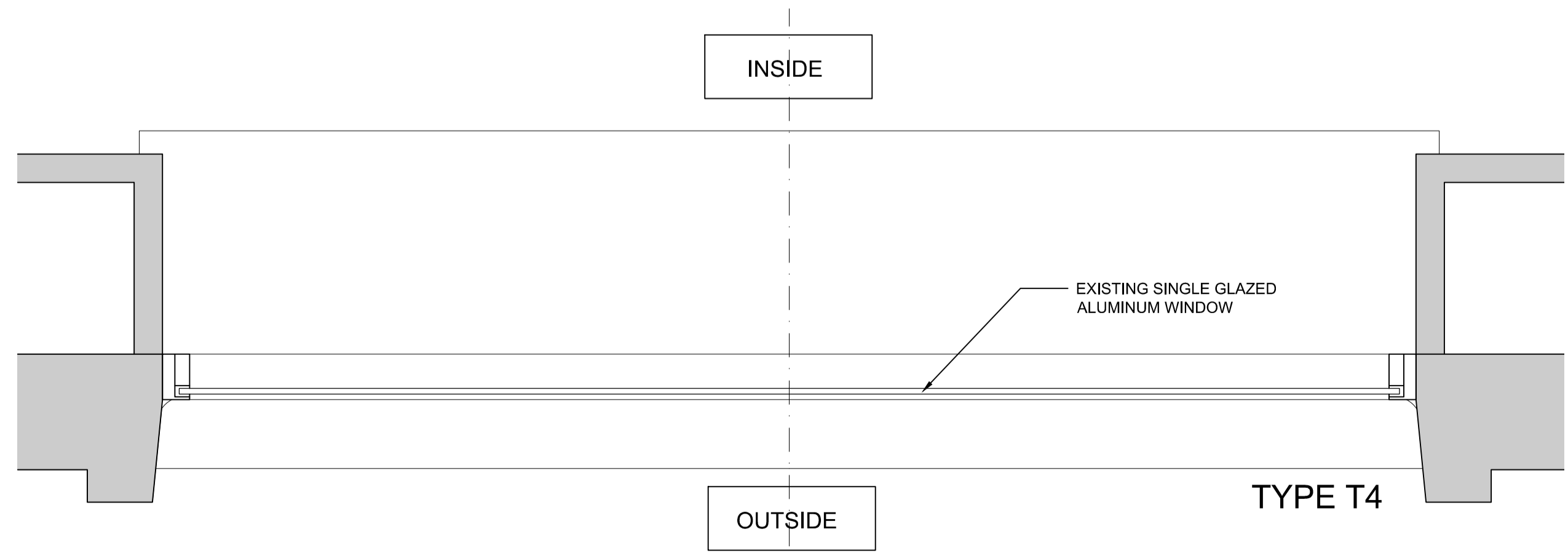


2 PHOTO FROM ALUMINIUM WINDOW
NTS

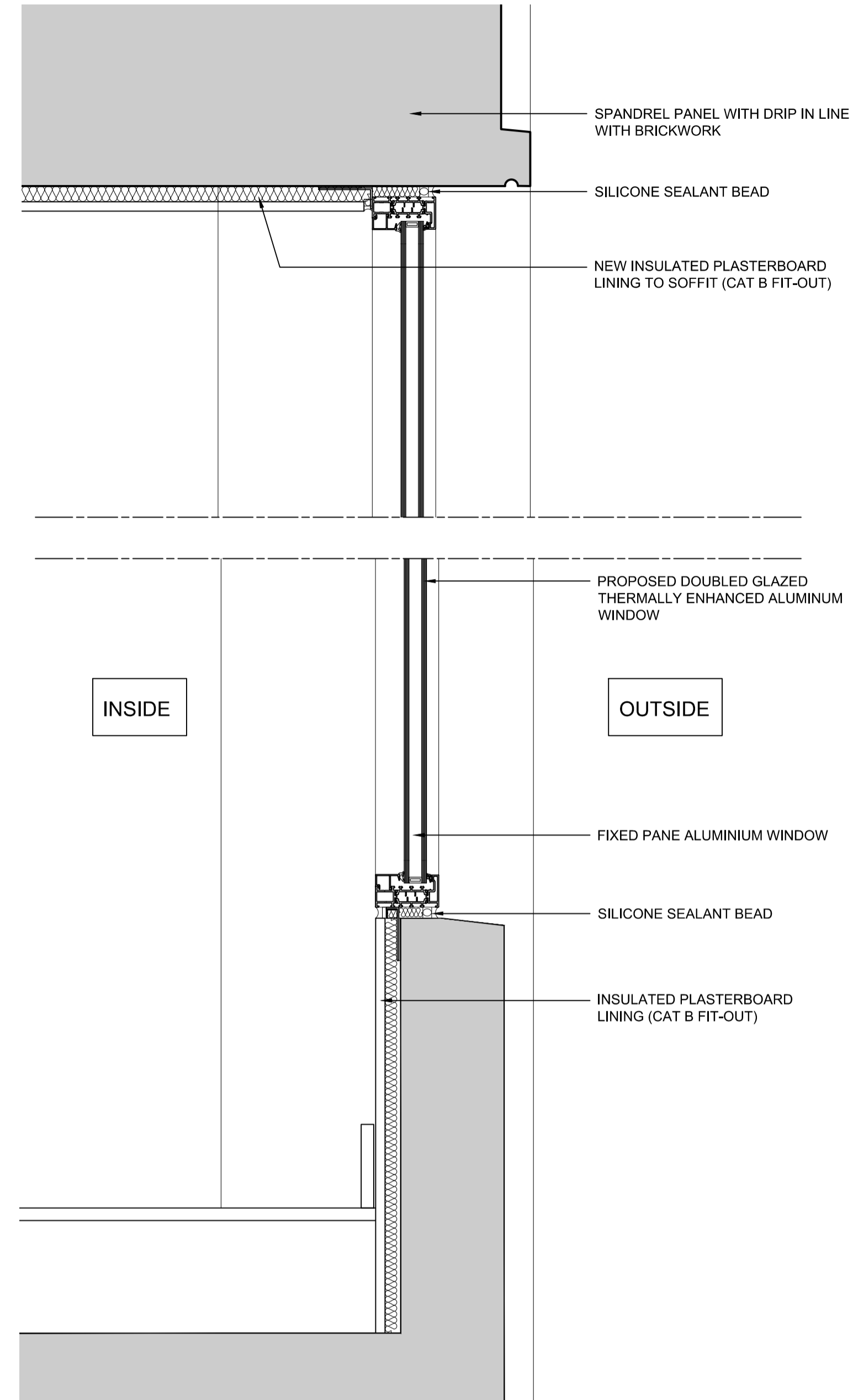
2 PHOTO FROM ALUMINIUM WINDOW
NTS



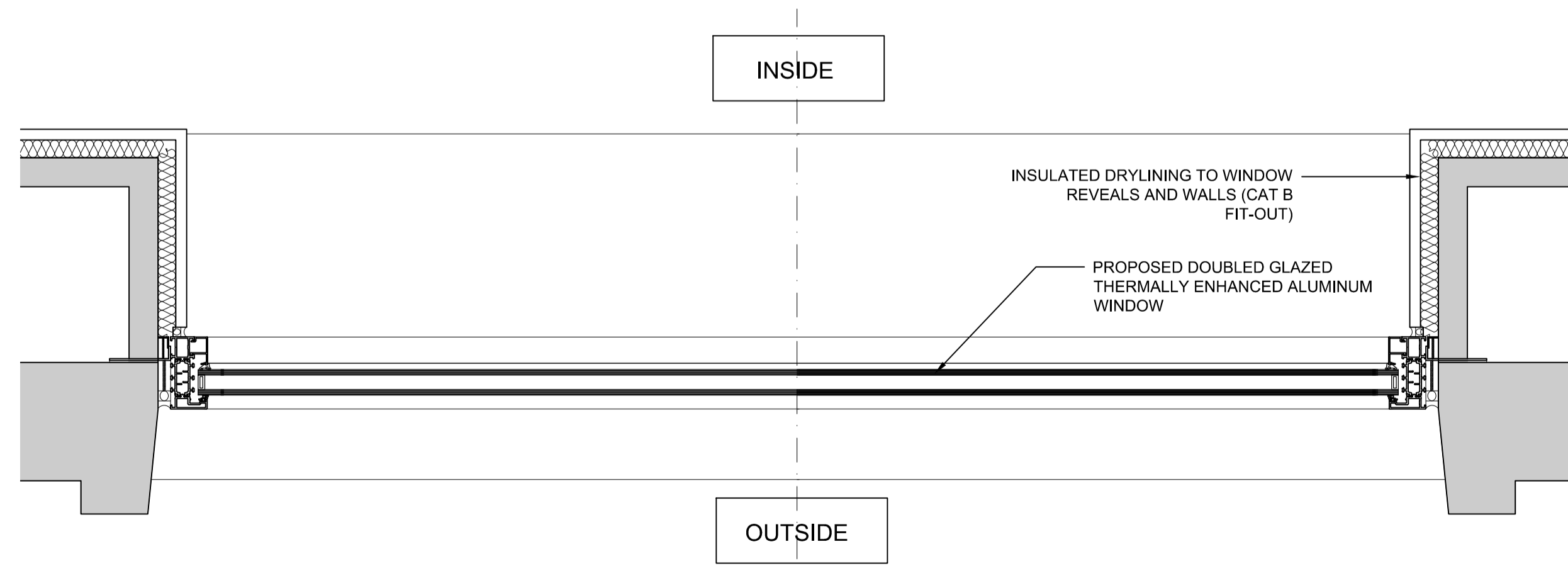
4 EXISTING ALUMINIUM WINDOW SECTION
1/5



3 EXISTING ALUMINIUM WINDOW PLAN
1/5



5 PROPOSED ALUMINIUM WINDOW SECTION
1/5



6 PROPOSED ALUMINIUM WINDOW PLAN
1/5

CLIENT
STRUCTURAL ENGINEER
SERVICES ENGINEER
CONSULTANT
KEY PLAN

NOTES:
DO NOT SCALE. FIGURED DIMENSIONS ONLY TO BE TAKEN FROM THIS DRAWING. CHECK DIMENSIONS ON SITE AND REPORT DISCREPANCIES TO THE ARCHITECT.
THIS DRAWING IS PROTECTED BY COPYRIGHT.
ALL AREAS HAVE BEEN MEASURED FROM CURRENT DRAWINGS. THEY MAY VARY BECAUSE OF (EG) SURVEY, DESIGN DEVELOPMENT, CONSTRUCTION TOLERANCES, STATUTORY REQUIREMENTS OR RE-DEFINITION OF THE AREAS TO BE MEASURED.

P2	15.12.21	Insulated drylining shown to window reveals and walls	AJH	GJ
P1	01.12.21	Issue for planning application	AJH	DB
Rev.	Date	Comment	Drawn	Checked

Issue Purpose
PLANNING

tp bennett

One America Street London SE1 0NE | +44 (0)20 2408 2000 | www.tpennett.com

Project
UK House
162-164 Oxford Street
London, W1 1NN


Drawing Title
Levels 1-5 Window Type T4
Existing and Proposed
Aluminium Window Details

Drawn	Date	Scale @ A1	Alt. Ref.
PMU	02.09.21	1:5	File

tpennett Project No. Drawing Number Rev
UKH-TPB-DR-AR-61040 P2

EXISTING

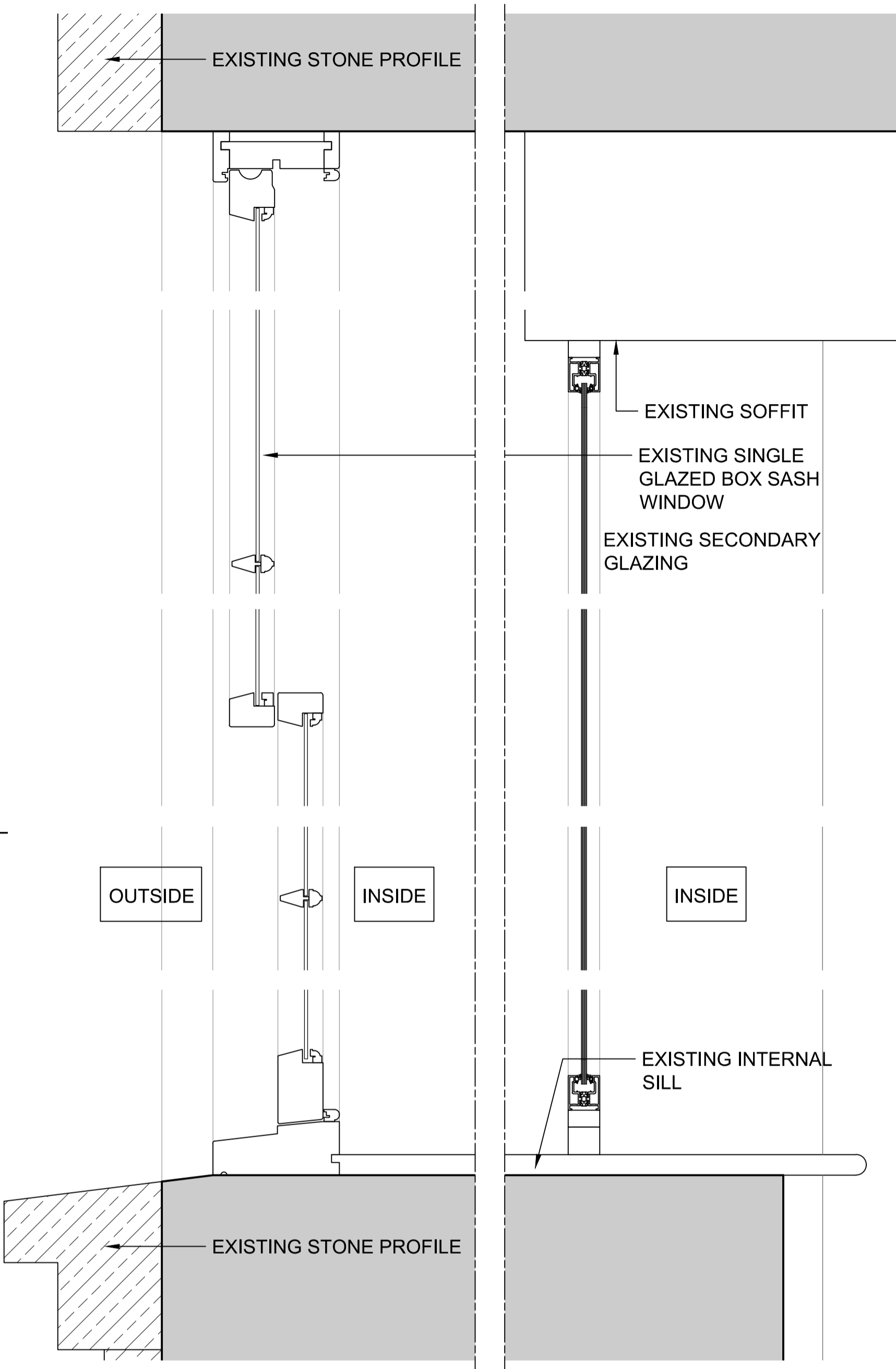
PROPOSED



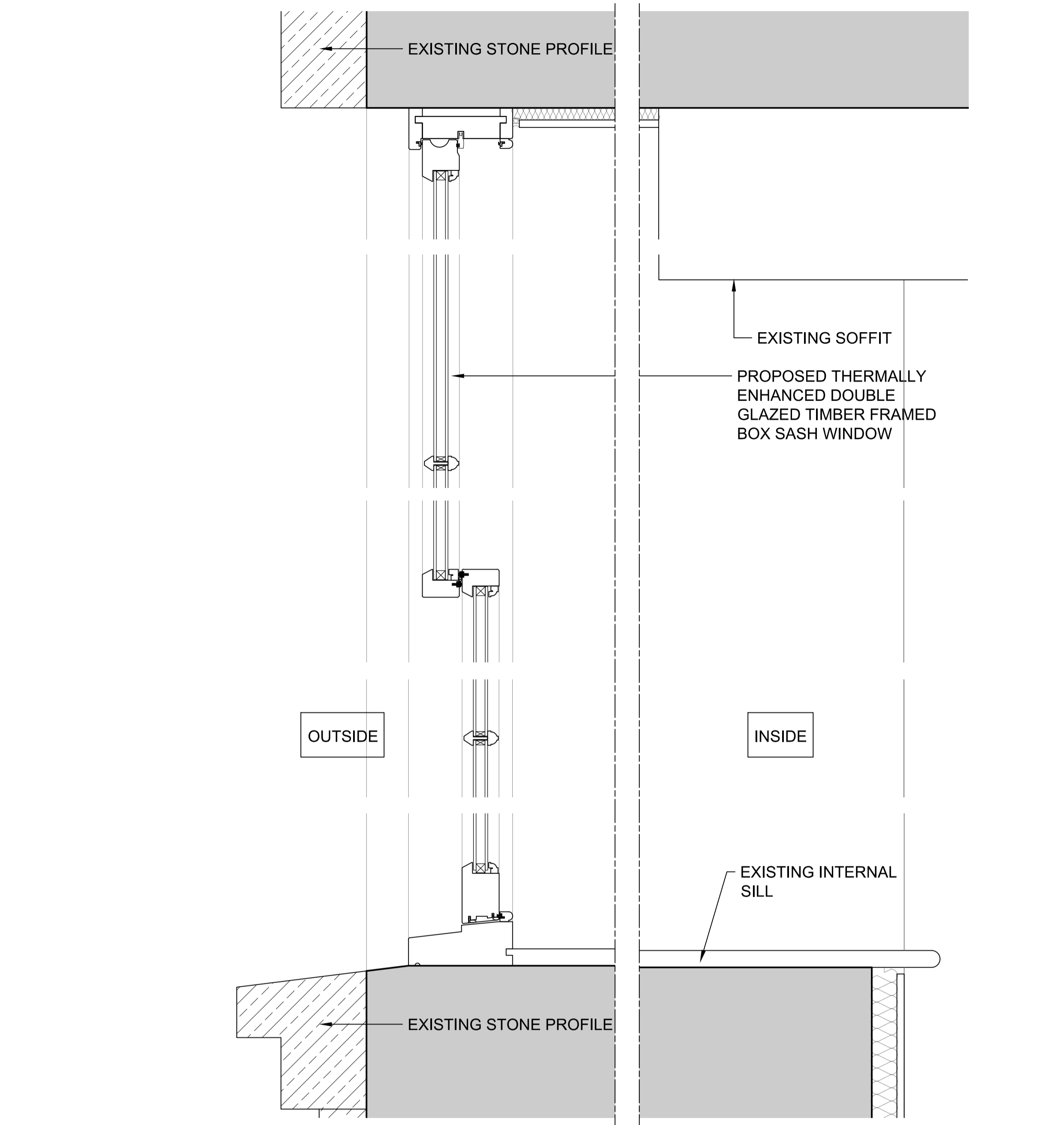
1 WINDOW ELEVATION
1/20



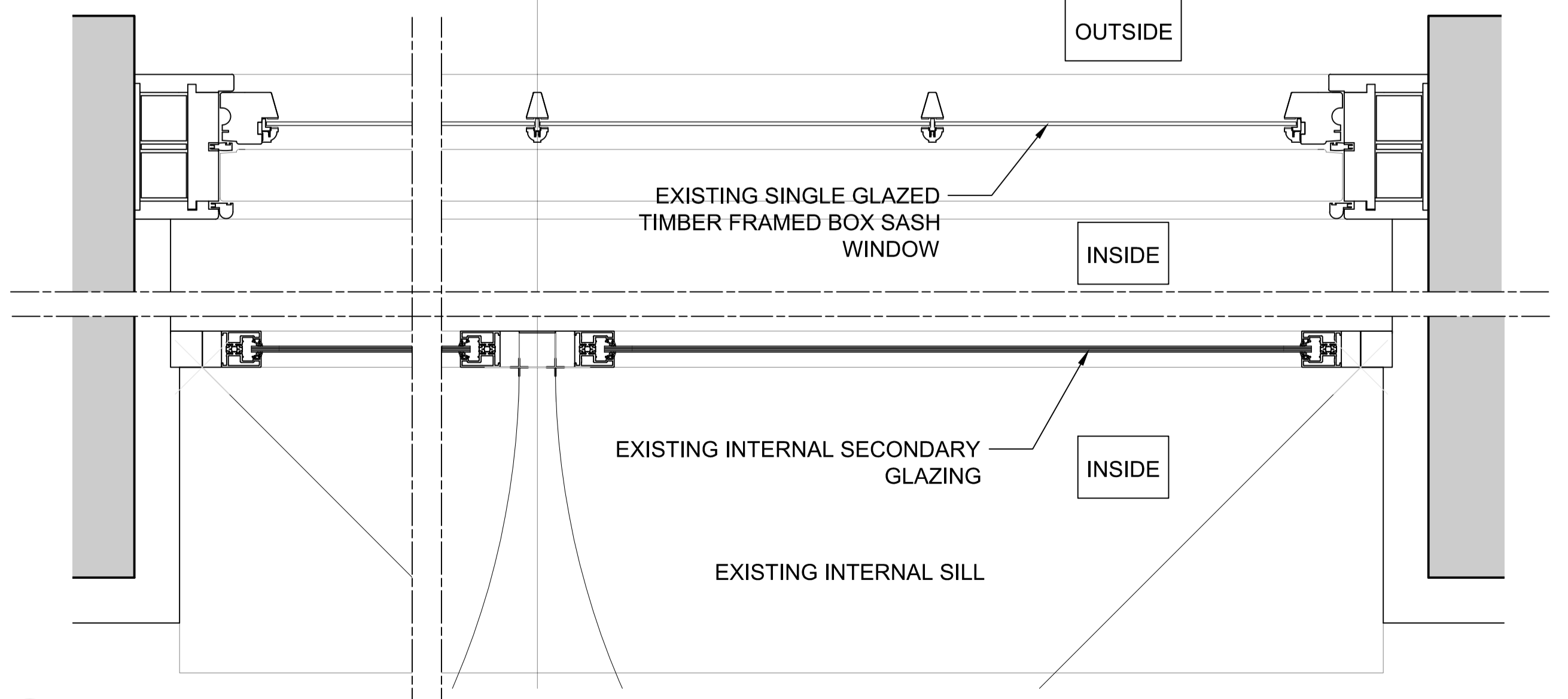
2 PHOTO FROM STEEL WINDOW
NTS



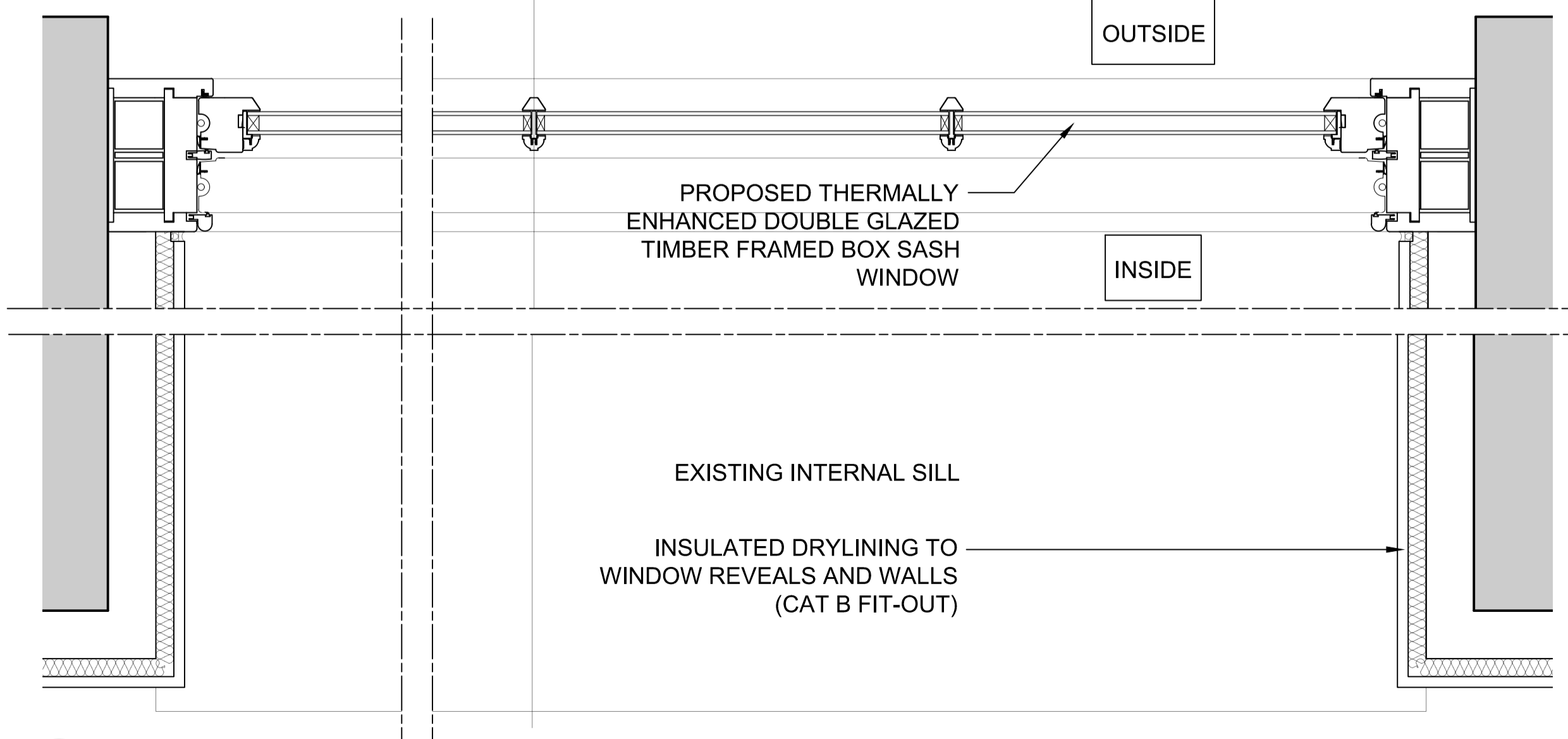
4 EXISTING STEEL WINDOW SECTION
1/5



5 PROPOSED STEEL WINDOW SECTION
1/5



3 EXISTING STEEL WINDOW PLAN
1/5



6 PROPOSED STEEL WINDOW PLAN
1/5

CLIENT _____
 STRUCTURAL ENGINEER _____
 SERVICES ENGINEER _____
 CONSULTANT _____
 KEY PLAN _____

NOTES:
 DO NOT SCALE. FIGURED DIMENSIONS ONLY TO BE TAKEN FROM THIS DRAWING. CHECK DIMENSIONS ON SITE AND REPORT DISCREPANCIES TO THE ARCHITECT.
 THIS DRAWING IS PROTECTED BY COPYRIGHT.
 ALL AREAS HAVE BEEN MEASURED FROM CURRENT DRAWINGS. THEY MAY VARY BECAUSE OF (EG) SURVEY, DESIGN DEVELOPMENT, CONSTRUCTION TOLERANCES, STATUTORY REQUIREMENTS OR RE-DEFINITION OF THE AREAS TO BE MEASURED.

P2	15.12.21	Insulated drylining shown to window reveals and walls	AJH	GJ
P1	01.12.21	First Issue	AJH	DB
Rev.	Date	Comment	Drawn	Checked

Issue Purpose
PLANNING

tp bennett

One America Street London SE1 0NE | +44 (0)20 2408 2000 | www.tpennett.com

Project
UK House
 162-164 Oxford Street
 London, W1 1NN

Drawing Title
Levels 1-5 Window Type Q
 Existing and Proposed
 Timber Window Details

Drawn	Date	Scale @ A1	Alt. Ref.
AJH	29.11.21	1:5	File

tp bennett Project No. _____ Drawing Number _____ Rev _____
UKH-TPB-DR-AR-01041 P2