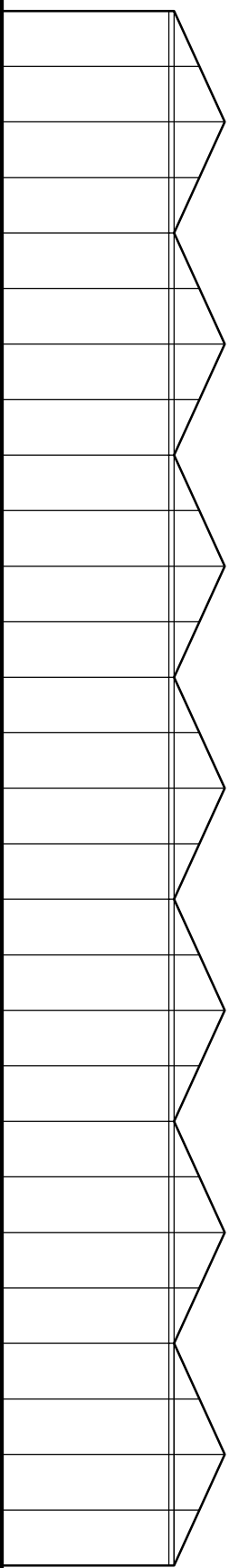
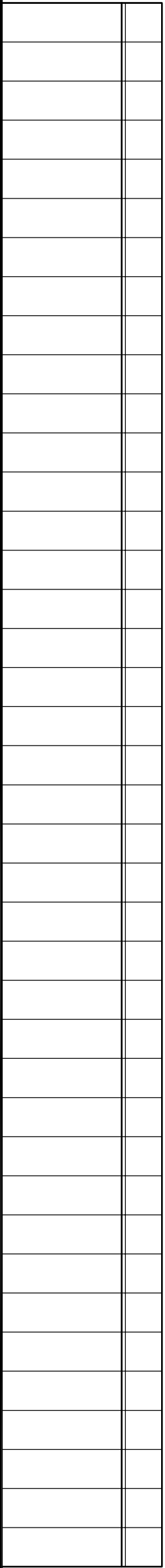


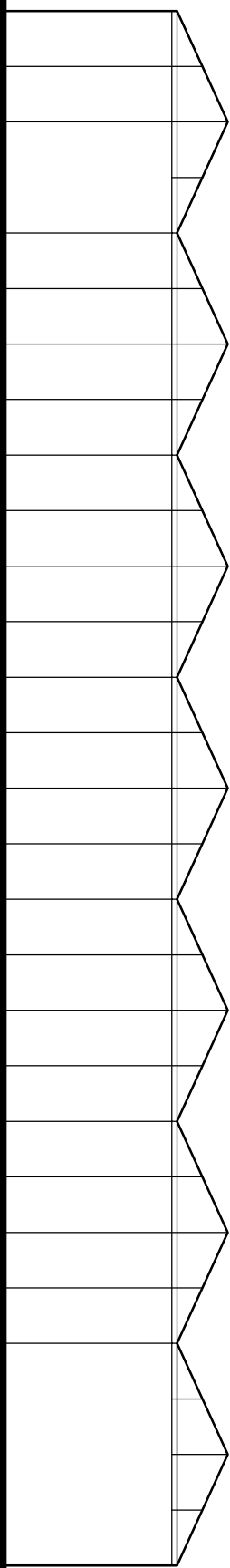
- do not scale dimensions from this drawing
- all dimensions to be checked on-site and
discrepancies to be reported to the architects



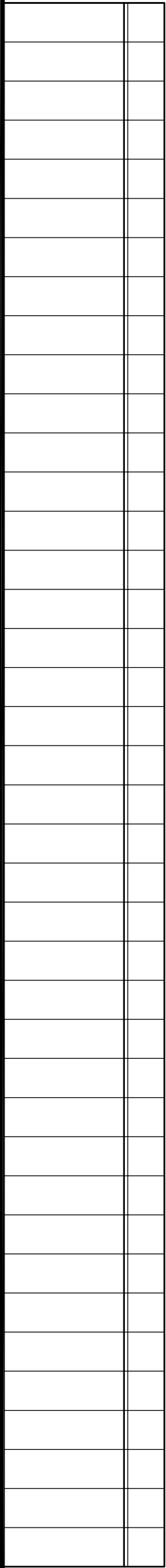
North Elevation



East Elevation



South Elevation


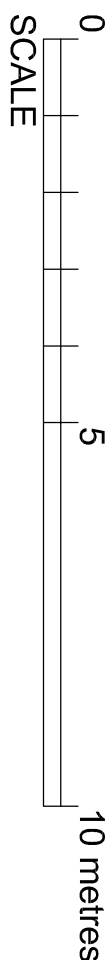


West Elevation

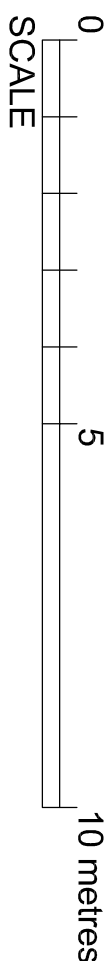
22392

31218

Elevations scale 1:100



Floor Plan scale 1:100



Client

WHITEGATE PROPERTY DEV. LTD.

Project

RESIDENTIAL DEVELOPMENT
CHAPEL ROAD, HESKETH BANK,
PRESTON, PR4 6RT

Title

Existing Building (Phase 2)

Drawing Number

3362-43

Revision

Scale

1:100 A1

Date

Nov 2021

Drawn by

DF

Status

Planning

fisk
& associates
architects

20 Chorley road, swinton, manchester, m27 5dJ
t - 0161 793 5300 e - info@critisk.co.uk

