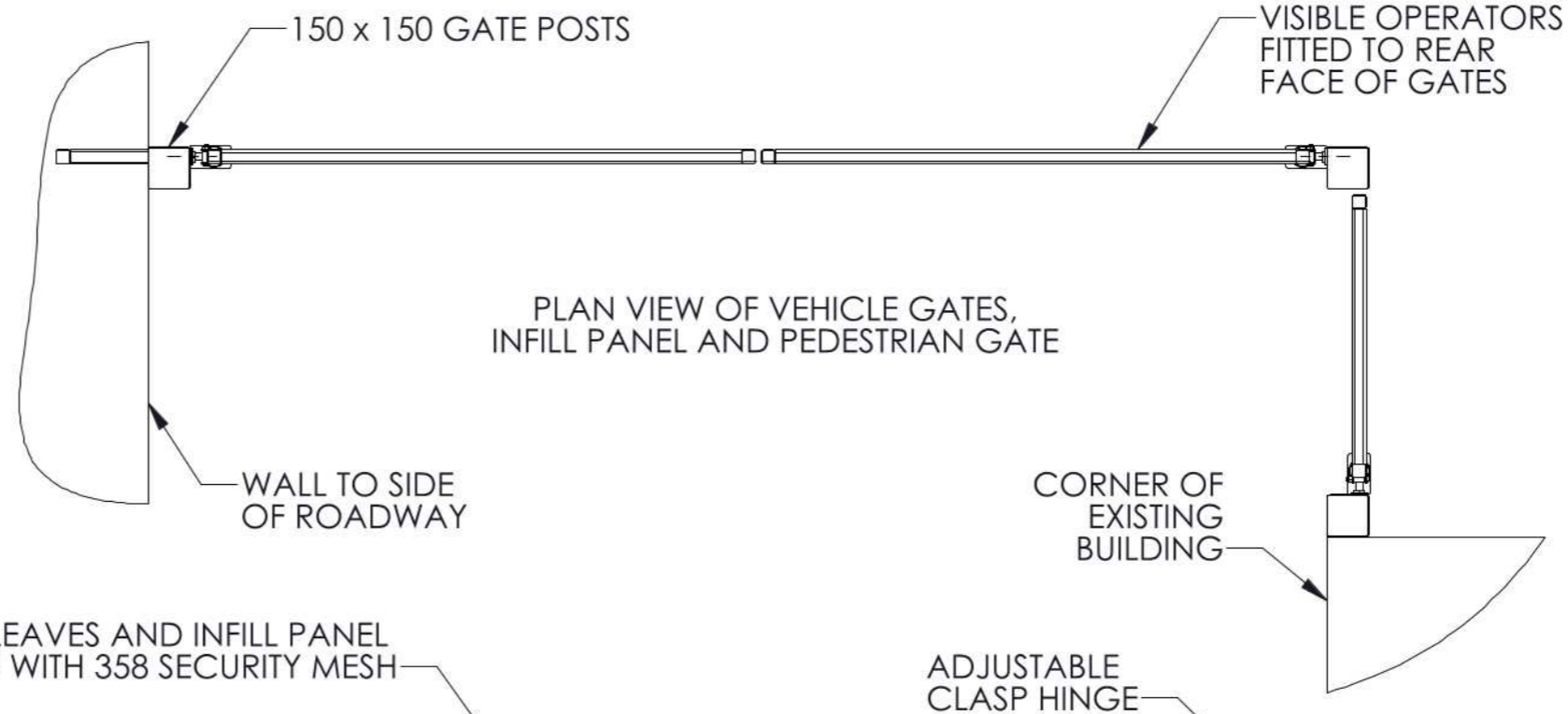



ISOMETRIC VIEW

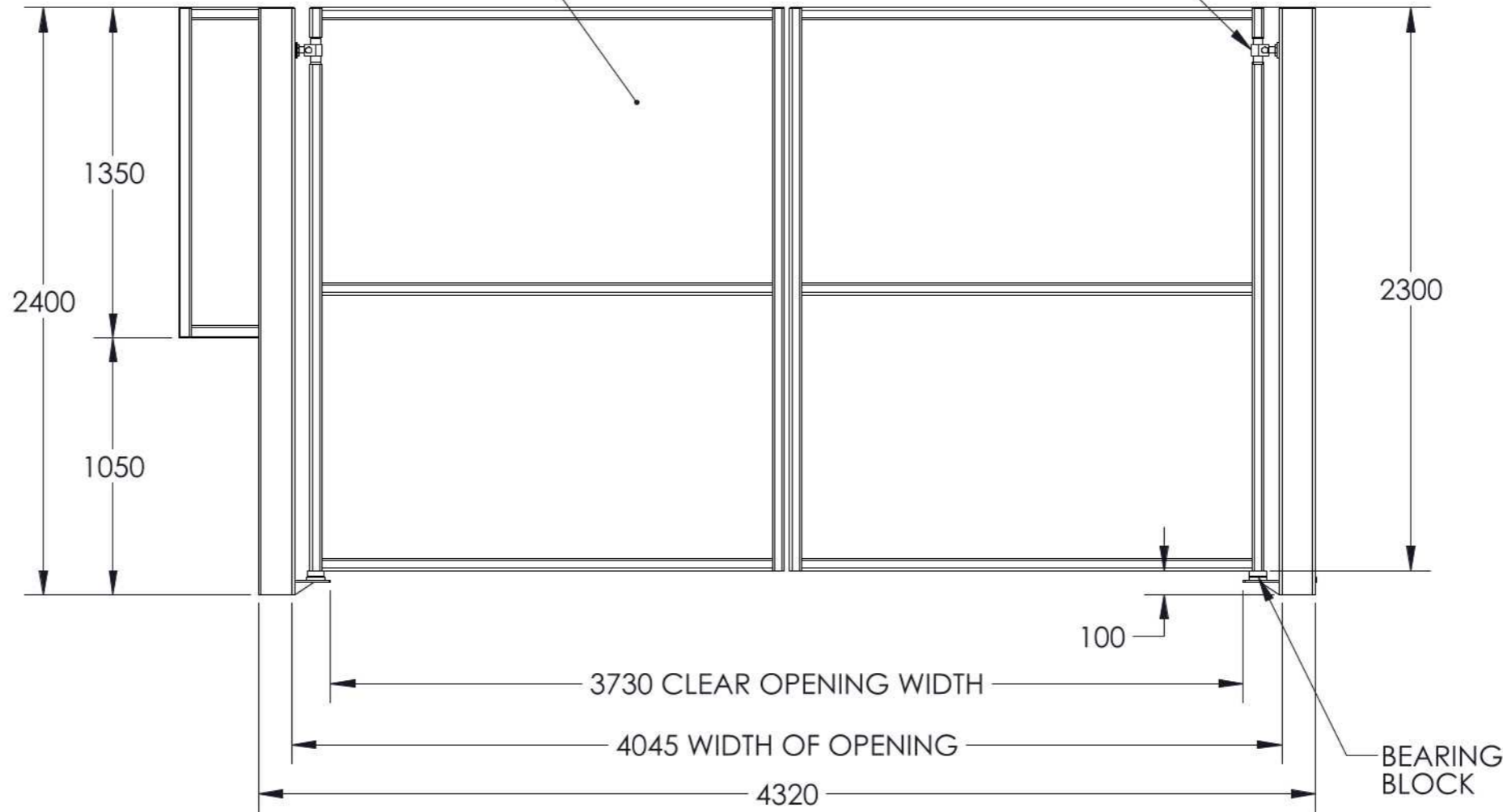


PLAN VIEW OF VEHICLE GATES, INFILL PANEL AND PEDESTRIAN GATE

ALL GATE LEAVES AND INFILL PANEL CLAD WITH 358 SECURITY MESH



END VIEW SHOWING PEDESTRIAN GATE



ELEVATION VIEW SHOWING VEHICLE GATES AND INFILL PANEL

General Notes
 Gate Leaf Material: STEEL
 Gate Leaf Finish: HDG/POWDER COAT
 Gate Leaf Colour: RAL 9005 JET BLACK
 Gate Post Material: STEEL
 Gate Post Finish: HDG/POWDER COAT
 Gate Post Colour: RAL 9005 JET BLACK

ALL DIMENSIONS TO BE VERIFIED BY THE CONTRACTOR ON SITE.
 ALL RIGHTS RESERVED. NO REPRODUCTION OR TRANSMISSION OF THE DRAWING IS PERMITTED WITHOUT CONSENT.
 ALL DIMENSIONS IN MILLIMETERS.
 ANY DISCREPANCIES TO BE REPORTED TO THE PROJECT MANAGER IMMEDIATELY.
 DO NOT SCALE FROM DRAWING.

Design Status:- Design

REV.	Revision/Issue	DATE
A	ISSUED	16/11/2021



6 Christy Court, Christy Way
 Southfields Business Park
 Basildon, Essex, SS15 6TL
Tel: 01268 419 216
Tel: 0845 838 6931
 Email: info@premiergate.co.uk
 www.premiergate.co.uk
 Vat No: 865950188 Company No: 05523260

© Copyright Premier Gate Automation Ltd

Project:- VEHICLE & PED SWING GATES

Project Address:-
 PREMIER INN - RITZ PARADE, W5 3RA

Client:-
 NEWPARK SOLUTIONS LTD

Drawing number:- Q15697

SHEET 1 OF 1

Title:- ENTRANCE GATES

Date:- 16/11/2021

Drawn by: D.J.

Checked by: R.W.

Scale: 1:25

Paper size: A3