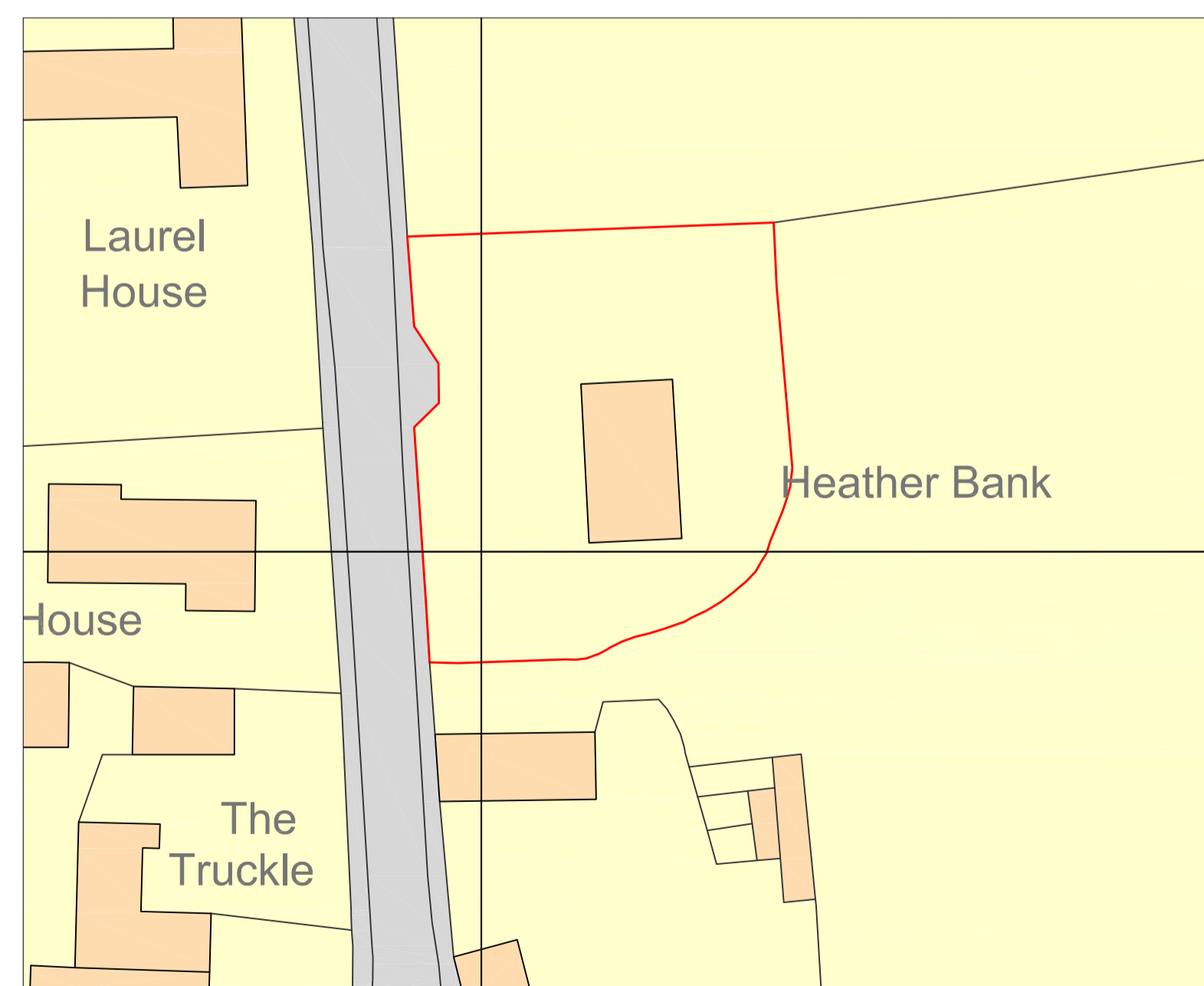
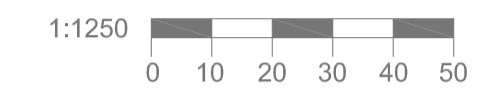
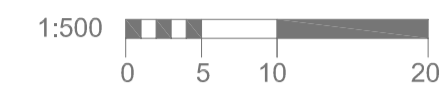
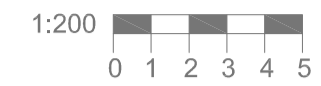


LOCATION PLAN
Scale 1:1250



EXISTING ROOF PLAN
Scale 1:200



EXISTING BLOCK PLAN
Scale 1:500



Tim Cole Downes
ACIOB EngTech MInstRE



CLIENT: **MR P OATEN & Ms T STEPHENS**

SITE ADDRESS: **HEATHERBANK
ALHAMPTON
SHEPTON MALLET
SOMERSET**

PROJECT: **PROPOSED EXTENSION AND
ALTERATIONS TO DWELLING.**

TITLE: **1:1250 LOCATION PLAN.
1:200 EXISTING ROOF PLAN.
1:500 EXISTING BLOCK PLAN.**

SCALE: **1:200 1:500 1:1250 @ A1**

APPLICATION No: **TCD** DRAWN: **TCD** DATE: **AUGUST 2021**

DRAWING No: **1566/001** REV: