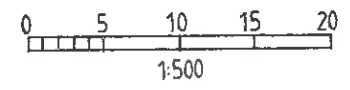
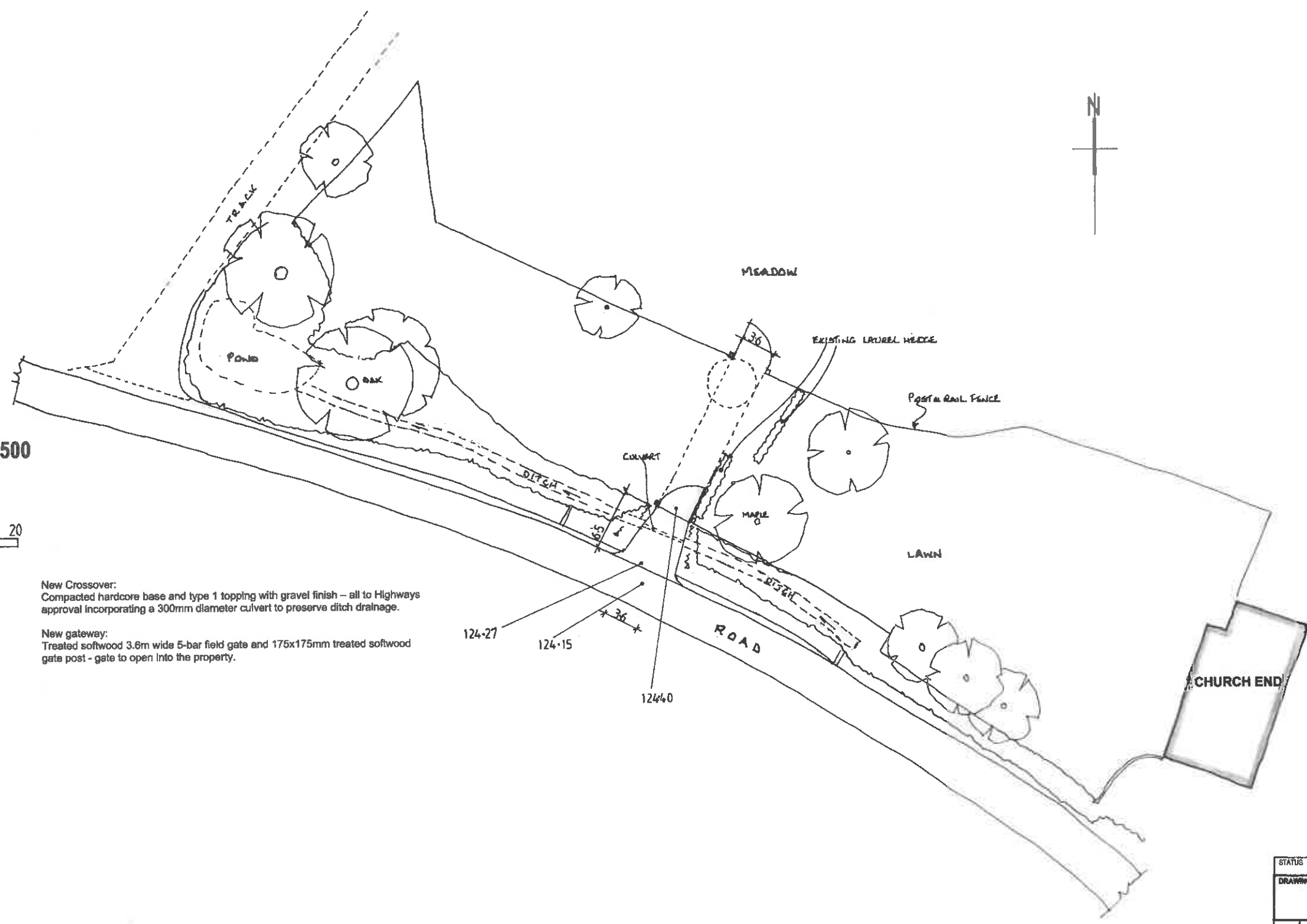


BLOCK PLAN – scale 1:500

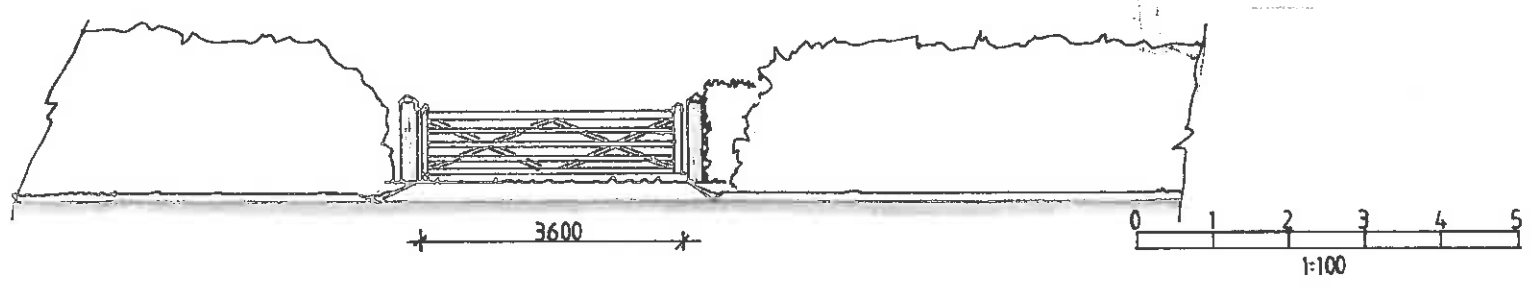


New Crossover:
 Compacted hardcore base and type 1 topping with gravel finish – all to Highways approval incorporating a 300mm diameter culvert to preserve ditch drainage.

New gateway:
 Treated softwood 3.6m wide 5-bar field gate and 175x175mm treated softwood gate post - gate to open into the property.



ELEVATION: New Entrance - scale 1:100



STATUS	PLANNING APPLICATION
DRAWING TITLE	PROPOSED NEW ACCESS
REV	DATE
PROJECT	CHURCH END STOCKING PELHAM BUNTINGFORD HERTS, SG9 0HT
ARCHITECTURE & DESIGN	The Studio, High View, Hare Street N. Buntingford, Hertfordshire, SG9 0DZ t: 01763 289778 email: post@chrisrogersdesign.co.uk web: www.chrisrogersdesign.co.uk
CHRIS ROGERS DESIGN	
DATE	October 2021
SCALE	1:500 on A3 paper
DRAWING NO.	391.01
<small>THIS DRAWING IS THE COPYRIGHT OF CHRIS ROGERS DESIGN This drawing is not intended for use by any other person or for any other purpose other than that specified. Chris Rogers Design accept no liability whatsoever if this drawing is used by any other person or for any other purpose.</small>	