

DEMOLITION

Existing site to be demolished including existing PFS Building, wash facility & all associated plant, below ground fuel storage, fuel dispensing system and canopy over.

SHOP

New 4230 sq/m shop to generally comprise of the following.

- Structure:** Steel framed & panel clad.
- Roof:** Composite mono-pitch roof.
- Spayed Shopfront:** Aluminium framed & glazed system with automatic door.

FLOODLIGHTING

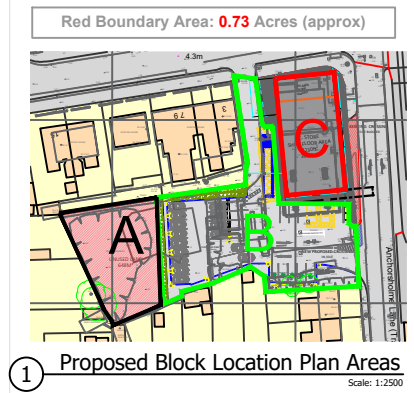
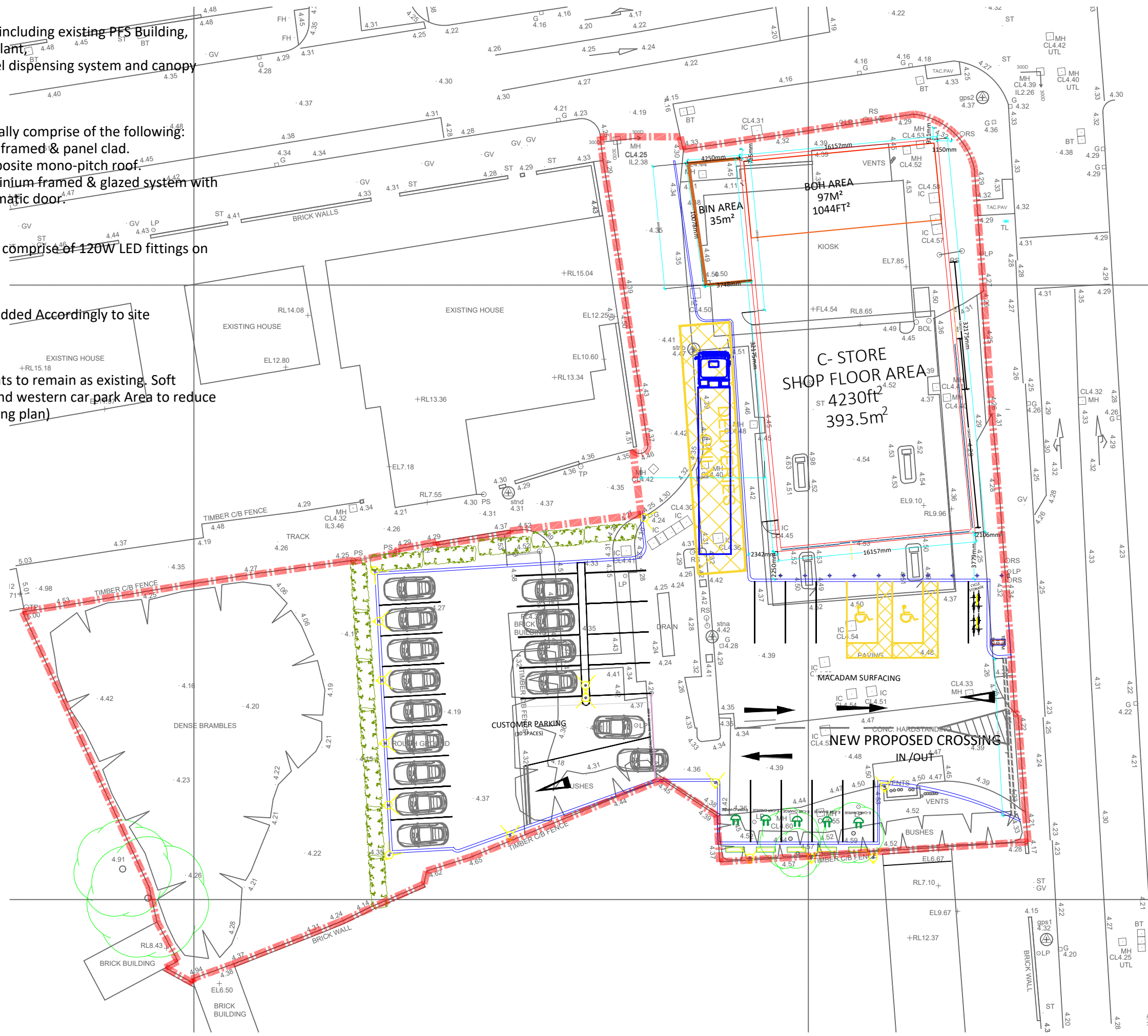
Site perimeter floodlighting to comprise of 120W LED fittings on 5m poles.

CCTV

4K full audio and visual to be added Accordingly to site requirements

BOUNDARY TREATMENTS

all existing boundary treatments to remain as existing. Soft Landscaping to be added around western car park Area to reduce visual impact (as per landscaping plan)



Proposed Schedule of Areas

Area	Model	ft ²	m ²
Un-used Land	A	6975FT ²	648M ²
Car Park	B	16,124FT ²	1498M ²
Proposed Building	C	5285FT ²	491M ²
TOTAL DEVELOPED AREA		28,384 FT²	2637M²

Proposed Parking Schedule

Type	Bays
Customer Parking Bays	21
Disabled Parking	2
EV Charging Points	5
Cycle/Motor Parking	2
Total	30

Existing Building Footprint

- AN: AIR VALVE/VENT
- BL: BUILDING
- BR: BRICK WALL
- BU: BUILDING
- CL: CLADDING
- CO: CONCRETE
- CR: CURB
- DR: DRAIN
- EL: ELEVATION
- EV: EV CHARGING POINT
- FL: FLOOR LINE
- FR: FENCE
- GA: GAS
- GL: GLASS
- GR: GRASS
- IC: INSULATION
- IL: ILLUMINATION
- IN: INLET
- IS: ISLAND
- LA: LANDSCAPE
- LD: LAMP
- LI: LIGHTING
- LP: LAMP POST
- LS: LANDSCAPE
- MA: MACADAM
- MC: MACHINERY
- ME: MECHANICAL
- MI: MOTOR
- ML: MOUND
- MS: MESH
- MT: MOUNTING
- NU: NUZZLE
- OR: ORNAMENT
- PA: PAVEMENT
- PE: PESTICIDE
- PI: PIPE
- PL: PLANT
- PO: POLE
- PS: PUMP
- PT: PUMP TOWER
- RA: RAIL
- RD: ROAD
- RE: RESERVE
- RF: RAIL FENCE
- RI: RAILING
- RO: ROAD
- RS: ROAD SIGN
- RU: RAILING
- ST: STREET LIGHT
- TA: TANK
- TE: TELEPHONE
- TR: TRACK
- TV: TELEVISION
- UL: UNDERGROUND
- UR: URINAL
- UT: UTILITY
- VA: VALVE
- VE: VENT
- VI: VISIBILITY
- VO: VENT
- VS: VISIBILITY
- WA: WALL
- WB: WATER
- WC: WASTE
- WD: WOOD
- WE: WATER
- WF: WIND FENCE
- WI: WIRE
- WO: WOOD
- WS: WASTE
- WT: WATER TOWER
- WV: WATER VALVE
- WY: WYTHE
- WZ: WYTHE



Euro House,
Beehive Trading Park
Haslingden Road, Blackburn
Lancashire, BB1 2EE
T: 01254 205439, E: enquiries@eurogarages.com

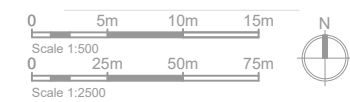
Anchorsholme
Fleetwood Road,
Thornton-Cleveleys
FY5 1LZ

Proposed Site Block Location Plan A

Drawing No: EGXHURI.01PLN5
Scale: 1:500 @ A3
Issue Date: 08/12/2021
Drawn: MK
Checked: KA

Revision Notes

Date	Rev	By	Description



Notes
This drawing is the copyright of EG Group Ltd. No reproduction of this drawing is allowed without prior permission. All drawings must be checked and verified prior to commencement of work on site. All dimensions are in millimeters, unless otherwise stated. Anyone using this drawing (e.g. Contractor, Client, Supplier) is to check all dimensions on site prior to carrying out work or ordering of materials.