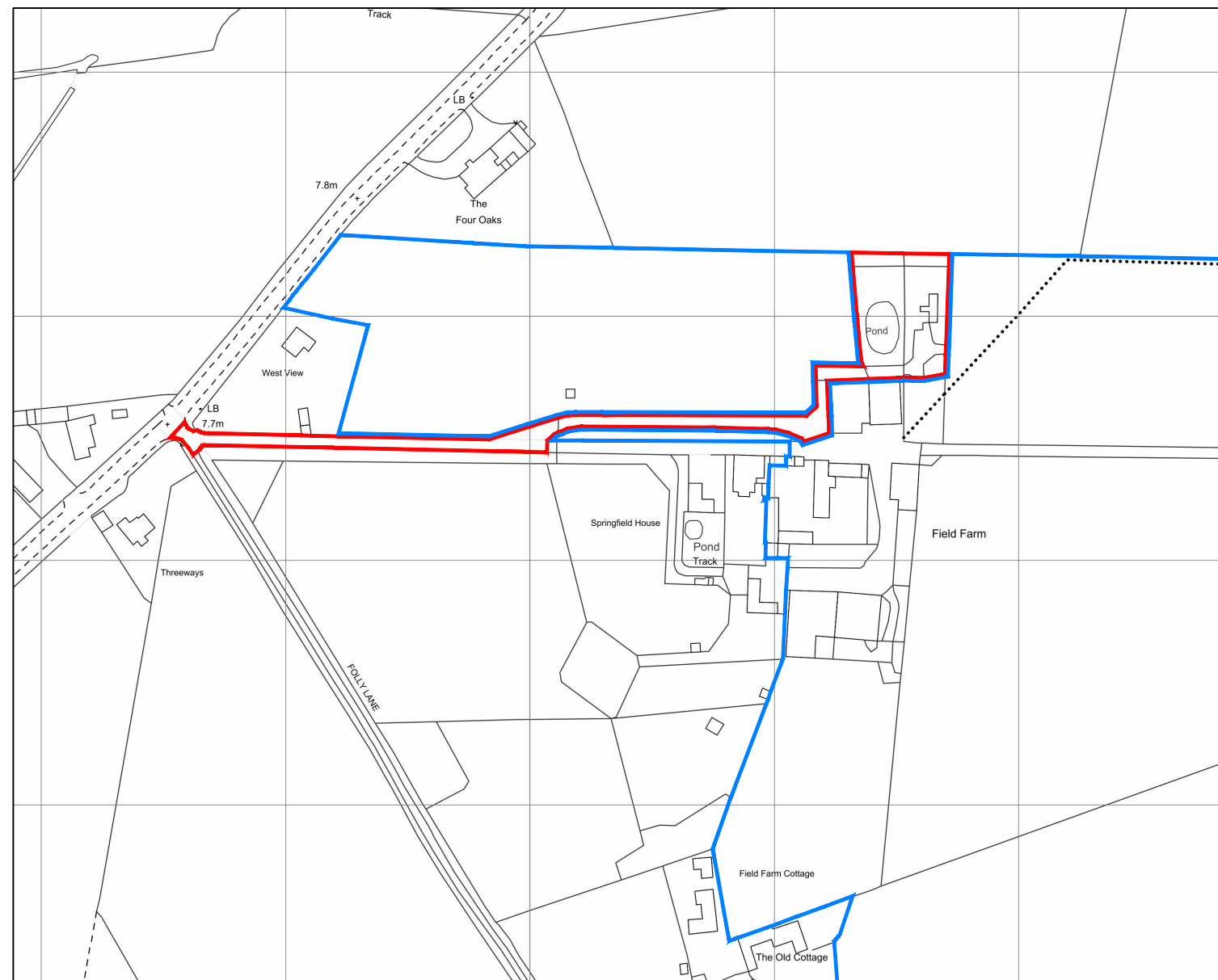

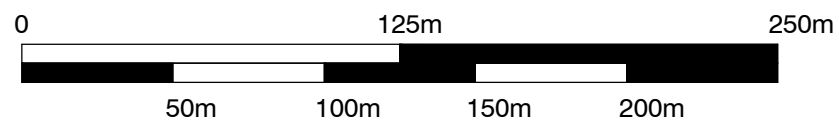


Scale Bar



Site Location Plan

Site Red Outline Area = 3560m² or 0.356ha

Do not scale, use figured dimensions only. All discrepancies to be notified to Artech Designs Limited. This drawing remains the copyright of Artech Designs Limited.

GRACE | MACHIN
PLANNING & PROPERTY

A	Red outline area added	26-01-22
Revision	Description	Date

T H Gourley & Son
Proposed Agricultural Workers Dwelling
Field Farm, Besthorpe Road
North Scarle, Lincoln, Lincolnshire

Drawing: Site Location Plan	
Status: Planning	 Artech Designs Ltd Architectural Consultants 6 Meadow Rise - Saxilby Lincoln - LN1 2HW Tel 01522 803362 Mob 07808 815366 martin@artechdesigns.co.uk www.artechdesigns.co.uk
Scale: 1:200 @ A3	
Date: December 2021	
Drwg. No: 1542G/001	
Revision: A	
Drawn by .	