

GAMIA METAL SPIRAL STAIRCASE (1400mm)
 PROPRIETARY ITEM PURCHASE THROUGH SPIRAL STAIRS DIRECT

MADE IN ITALY

MATERIALS AND COLORS

STEPS

- In painted steel
- Maximum stability and mechanical strength
- Matt, scratch-proof, oven-dried epoxy powder coating
- Anti slip thanks to the strips on the steps

HANDRAIL

- In plastic material

STRUCTURE

- Composed of painted steel spacers on which the steps are welded
- Powder coated with matt scratch proof finish

RAILING

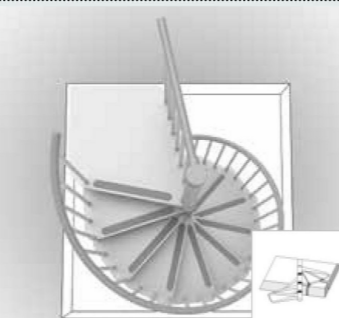
- Vertical columns in painted steel (distance between the columns less than 10 cm)

Steel colors (steps, structure and railing)

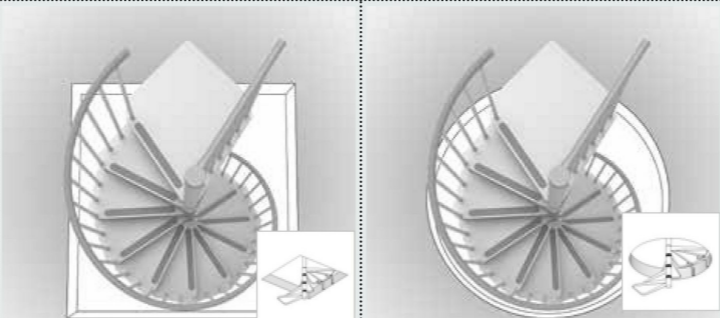
White RAL 9010	Grey Silver	Red RAL 3003	Blue RAL 5002	Green RAL 6000	Yellow RAL 1023	Black RAL 9055
-------------------	----------------	-----------------	------------------	-------------------	--------------------	-------------------

CONFIGURATIONS

SQUARE OPENING



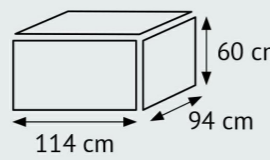
ROUND OPENING



UNIVERSAL LANDING WITH 60° OPENING: adaptable to any opening during installation.

PACKAGE

1 box = 1 complete staircase of 13 steps (landing included)
 Structure , steps, railing, handrail



The measures of the box may vary

MEASUREMENTS

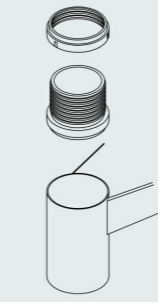
valid for all the configurations

The **SYSTEM FOR ADJUSTING THE HEIGHT BETWEEN THE STEPS (RISE)** allows you to:

- Obtain different heights between floors with the same number of steps.
- Obtain the height between the floors as required with more or fewer steps (this means you can find the best compromise between the step height and the space occupied by the staircase).

ADJUSTABLE RISE
 Height between steps
 Min. 21 cm
 Max. 23 cm

During installation it is possible to adjust the rise by changing the height of the spacers



HEIGHT BETWEEN FLOORS (H)

NUMBER OF STEPS	HEIGHT BETWEEN FLOORS (H)
10 steps 1 box	Min. 210 cm Max. 230 cm
11 steps 1 box	Min. 231 cm Max. 253 cm
12 steps 1 box	Min. 252 cm Max. 276 cm
13 steps 1 box	Min. 273 cm Max. 299 cm
14 steps 1 box + 1 extra step	Min. 294 cm Max. 322 cm
15 steps 1 box + 2 extra steps	Min. 315 cm Max. 345 cm
16 steps 1 box + 3 extra steps	Min. 336 cm Max. 368 cm

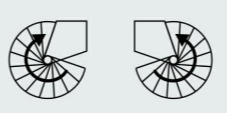
Add more steps to reach greater heights.

- H = Finished floor to finished floor height.
- Top universal landing fixed at the same level as the finished upper floor.
- Ceiling opening diameter: staircase diameter + 5 cm.

STAIRCASE DIAMETER
120 - 140 cm


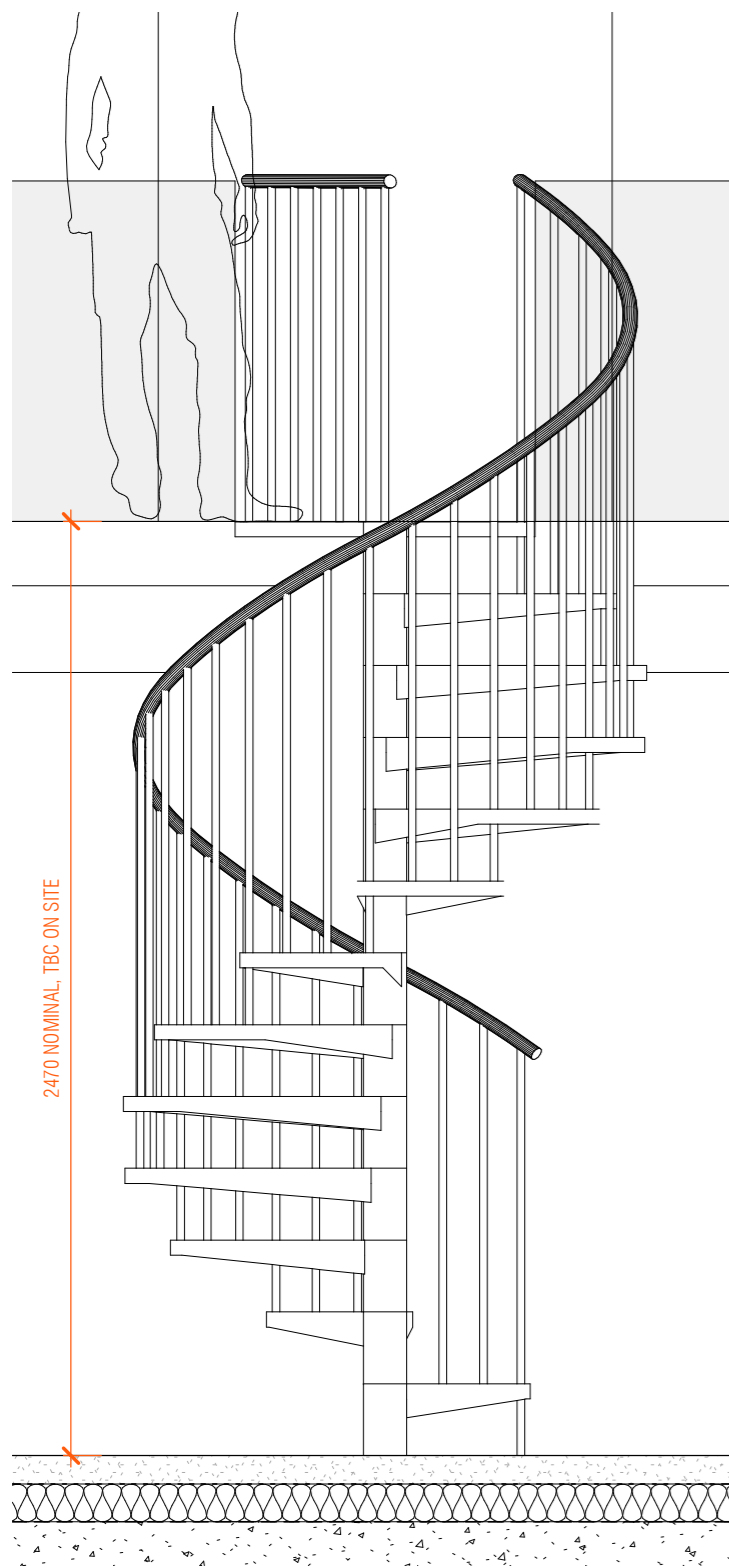
DIRECTION OF ASCENT

Clockwise Counter clockwise

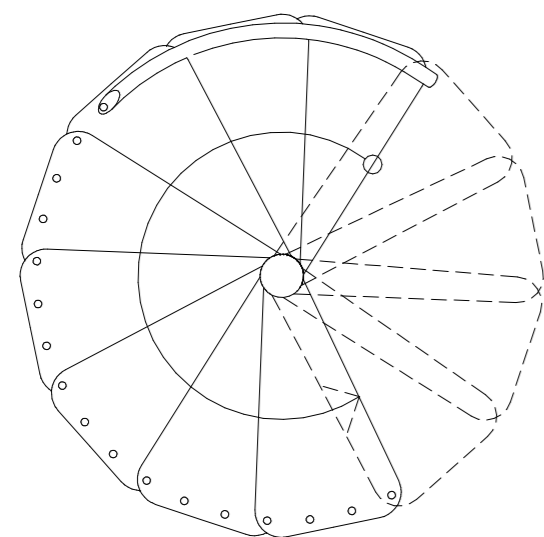


ACCESSORIES

Extra step (with structure and railing).	Balustrade for upper floor (100 cm).	Extra section of internal post (needed for heights over 319 cm).
--	--------------------------------------	--

1 PROPOSED STAIRCASE SECTION
1:20



2 STAIRCASE PLAN (1400D)
1:20

B 21.01.22 LB PLANNING ISSUE (STAIRCASE)
 A 11.10.21 PLANNING CONDITIONS ISSUE

ISSUE/DATE

THESE DRAWINGS, PLANS AND SPECIFICATION ARE THE COPYRIGHT AND PROPERTY OF MAUDE + EDWARDS ARCHITECTS AND MUST NOT BE USED, REPRODUCED OR COPIED WHOLLY OR IN PART WITHOUT THE WRITTEN PERMISSION OF MAUDE + EDWARDS ARCHITECTS. ALL RIGHTS RESERVED.

VAN DIJK
 CLIENT

GRANGE FARM
 PROJECT

POTASH LANE, IP14 4SL
 SITE ADDRESS

STAIRCASE DETAILS
 DRAWING TITLE

PLANNING (PL)
 PROJECT STAGE

maude + edwards
 architects

SCALE: As indicated @A2

2017.PL 902

DRAWN BY: BE