

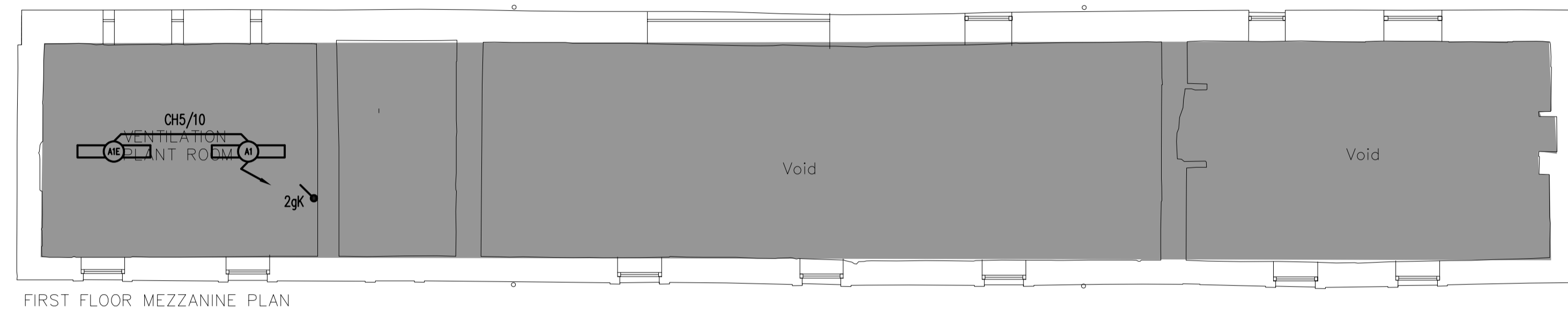
This drawing shall not be scaled.
Work from the dimensions shown in the drawing or given in relevant specifications

CDM Regulations:

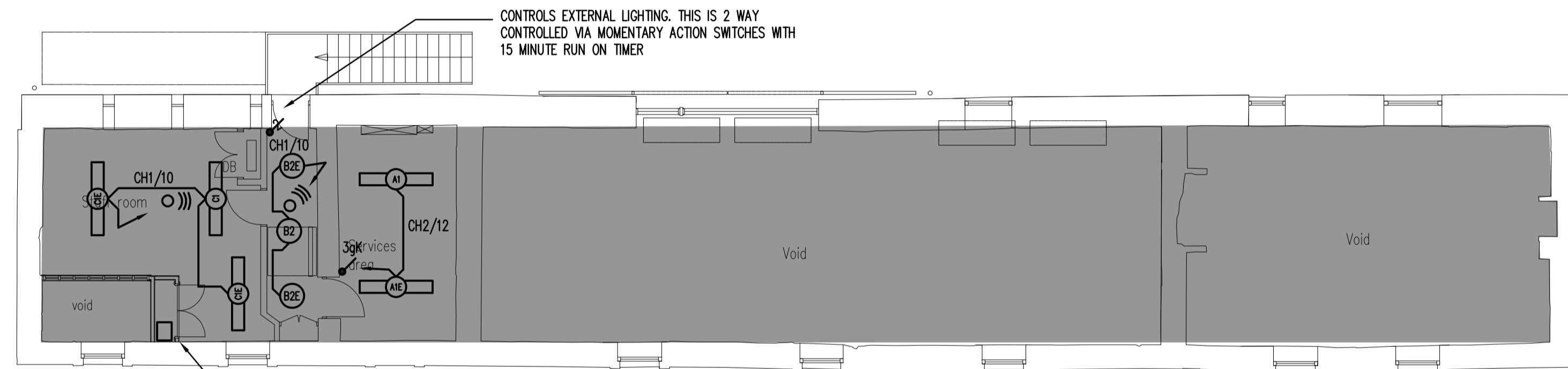
In addition to any information included in this drawing or the model from which it is derived, refer also to the project CDM Risk Register for information on residual risks.

- General Notes:
- The drawing does not necessarily show all the information needed to interpret the design intent or the construction details.
 - The drawing contains information from more than one source and must be read in conjunction with all relevant specifications.
 - Any apparent drafting errors and differences between other drawings and specifications shall be brought to our attention.

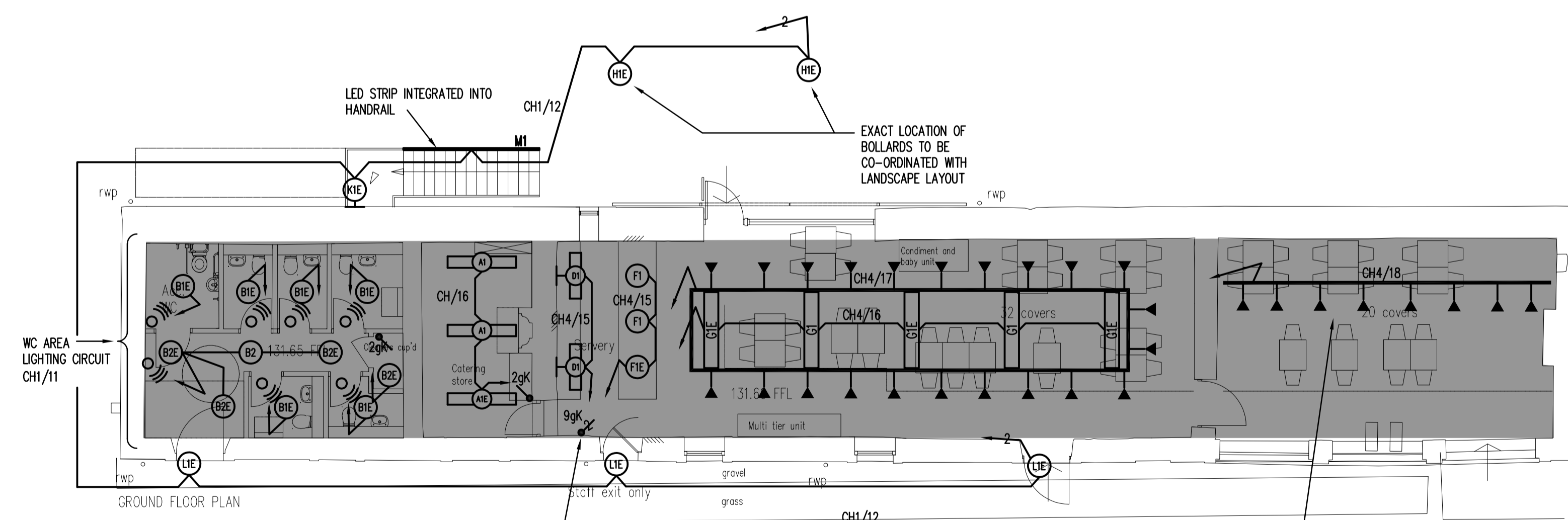
- Project Notes:
- THIS PROJECT IS TO BE UNDERTAKEN IN & AROUND BUILDINGS OF SIGNIFICANT HISTORIC VALUE. A HIGH LEVEL OF CONSIDERATION, PLANNING, DETAILING & CLIENT ENGAGEMENT IS REQUIRED.
 - PARTICULAR ATTENTION IS REQUIRED TO ALL FIXING TO THE EXISTING FABRIC. ALL OF WHICH MUST BE AGREED WITH THE CLIENT IN ADVANCE OF EXECUTION OF THE WORKS.
 - REFER TO NOTES BELOW FOR DETAILS OF UNUSUAL RISKS ASSOCIATED WITH THIS DRAWING.
 - EXTERNAL LIGHTING FED FROM STATIC INVERTER UNIT WITHIN ELECTRICAL CUPBOARD, FOR EMERGENCY OPERATION.
 - EXTERNAL LIGHTING TO BE CONTROLLED VIA MOMENTARY ACTION SWITCH COMPLETE WITH RUN ON TIMER, TO SWITCH THE EXTERNAL LIGHTING OFF AFTER 15 MINUTES, OR TO A PERIOD CONTROLLED BY EH STAFF, BUT NO LONGER THAN 30 MINS.



FIRST FLOOR MEZZANINE PLAN



FIRST FLOOR PLAN



GROUND FLOOR PLAN

- LEGEND:
- E DENOTES EMERGENCY LUMINAIRE TYPE, C/W 3 HOUR EMERGENCY BATTERY PACK
 - IP65 RATED 27W LED WITH POLYCARBONATE DIFFUSER, SURFACE MOUNTED
 - IP44 RATED 17W LED LUMINAIRE, SURFACE MOUNTED
 - 17W LED LUMINAIRE, SURFACE MOUNTED
 - 27W LED WITH POLYCARBONATE DIFFUSER, SURFACE MOUNTED
 - WALL MOUNTED 15W LED PICTURE LIGHT TO ILLUMINATE MENU BOARDS
 - PENDANT STYLE 16W LED LUMINAIRE
 - ROOT MOUNTED IP65 RATED EXTERNAL BOLLARD STYLE LED LUMINAIRE
 - WALL MOUNTED IP65 RATED EXTERNAL LED LUMINAIRE
 - FLOOR RECESSED IP65 RATED EXTERNAL LED UPLIGHT LUMINAIRE - TO BE RECESSED INTO STONE PAVING SLAB TO ARCHITECTS DETAIL
 - LIGHTING TRACK SYSTEM MOUNTED TO RAFT C/W 12W LED SPOT LIGHTS, FINISHED IN BLACK
 - LINEAR LED SUSPENDED FITTING WITH UPLIGHT COMPONENT INSTALLED BETWEEN SLATS ON ROOF SYSTEM
 - LIGHTSWITCH: ng - DENOTES No. OF GANGS K - DENOTES KEYSWITCH
 - CEILING MOUNTED PRESENCE DETECTOR FOR LIGHTING CONTROL

T02	UPDATED TENDER ISSUE	BR	IWD	RG	APR 2021
T01	TENDER ISSUE	BR	IWD	RG	FEB 2020

REVISIONS:

HOARE LEA (H.L.)

ARCHITECT:
SPENCE & DOWER,
25 MAIN STREET,
PONTELAND,
NEWCASTLE-UPON-TYNE

CLIENT:
ENGLISH HERITAGE
BESSIE SURTEES HOUSE,
41-44 SANDHILL,
NEWCASTLE-UPON-TYNE

PROJECT TITLE:
BELSAY HALL CASTLE & GARDENS,
BELSAY,
NR MORPETH, NORTHUMBERLAND

DRAWING TITLE:
COACH HOUSE
ELECTRICAL SERVICES
LIGHTING & EMERGENCY LIGHTING DRAWING

DRAWING MARK-UP FOR PLANNING PURPOSES

PERSON RESPONSIBLE FOR:		
Design: BR	Review: DG	Authorising Issue: RG
Project No: 1441200	Date: SEPT 18	Scale @ A1: 1:100 @ A1
DRAWING NUMBER: 1441200-HL-15-ZZ-GA-E-630-3001		Revisions: T02

LEGEND
SHADED AREA DOES NOT FORM PART OF PLANNING APPLICATION.

THE INTERNAL LIGHTING HAS BEEN PRESENTED TO GIVE AN OVERVIEW OF THE OVERALL LIGHTING SCHEME.

MARKED UP DRAWING TO BE READ IN CONJUNCTION WITH COACH HOUSE EXTERNAL LIGHTING PLANNING STATEMENT.