


**Belsay Hall, Coach House.
Northumberland.
English Heritage Trust.**

MEP ENGINEERING

PLANNING STATEMENT – EXTERNAL LIGHTING

REVISION 00 – 09 AUGUST 2021



Audit sheet.

Rev.	Date	Description of change / purpose of issue	Prepared	Reviewed	Authorised
00	09-08-2021	Initial Issue	IWD	BR	ICC

This document has been prepared for English Heritage Trust only and solely for the purposes expressly defined herein. We owe no duty of care to any third parties in respect of its content. Therefore, unless expressly agreed by us in signed writing, we hereby exclude all liability to third parties, including liability for negligence, save only for liabilities that cannot be so excluded by operation of applicable law. The consequences of climate change and the effects of future changes in climatic conditions cannot be accurately predicted. This report has been based solely on the specific design assumptions and criteria stated herein.

Project number: 1441200

Document reference: REP-1441200-08-IWD-200628-Belsay Coach House External Lighting Planning Statement_Rev 01

Contents.

Audit sheet.	2
1. Introduction	4
2. Coach House Context	4
3. East Façade	5
4. West Façade	6
5. Related Drawings	7

1. Introduction

The following statement has been produced to accompany the planning application for the upgrading of the Coach House at Belsay Hall, Castle and Gardens.

This statement describes the proposed external lighting that the English Heritage Trust are considering incorporating into the design of the upgraded Coach House.

2. Coach House Context

The Coach House runs on an approximated North-South axis and has two distinct facades i.e. the East and West facing facades.

The East facing façade looks towards Belsay Castle that is a Scheduled Ancient Monument. The West façade faces towards a wood that it is proposed will incorporate a children's play area.

These facades can be identified in the image below:



Coach House: Site Context

The external lighting solutions that have been proposed compliment these different facades whilst providing the required illumination to facilitate access/egress in the hours of darkness.

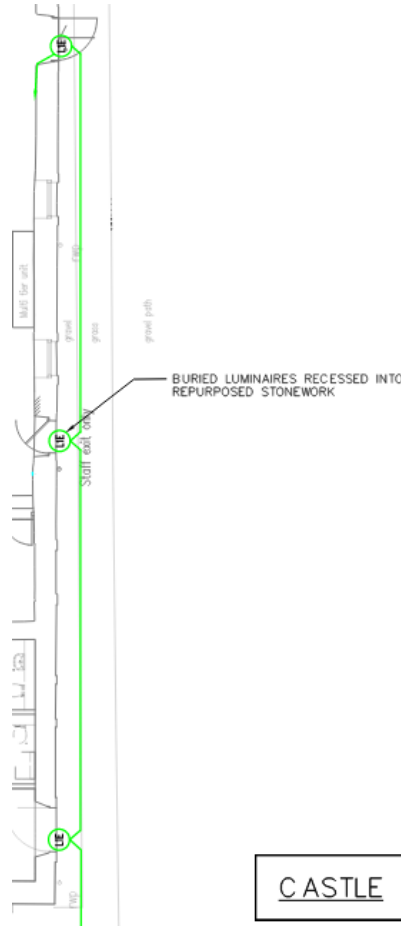
The lighting solutions are proposed to achieve compliance with BS5266 that requires lighting to emergency exists in a power failure situation, and also to facilitate the functional operation of the building.

It is also proposed that the external lighting will operate intermittently and not be feature lighting that remains illuminated for long periods of time. The lighting is to be controlled via a run-on timer that will de-energise the lighting after a period of 10-30minutes (adjustable to suit English Heritage's operational requirements).

3. East Façade


The proposed East façade lighting solution comprises luminaires that are to be recessed into existing repurposed stonework and buried local to the points of access/egress from the Coach House.

It is proposed that the external lighting on the East façade will be positioned in the locations shown below:



East Elevation External Lighting

The proposed luminaire type is as follows:

Ref.	Description	Illustration
L1	Buried IP67 and IK08 protection rated LED luminaire for outdoor use. Stainless Steel body.	

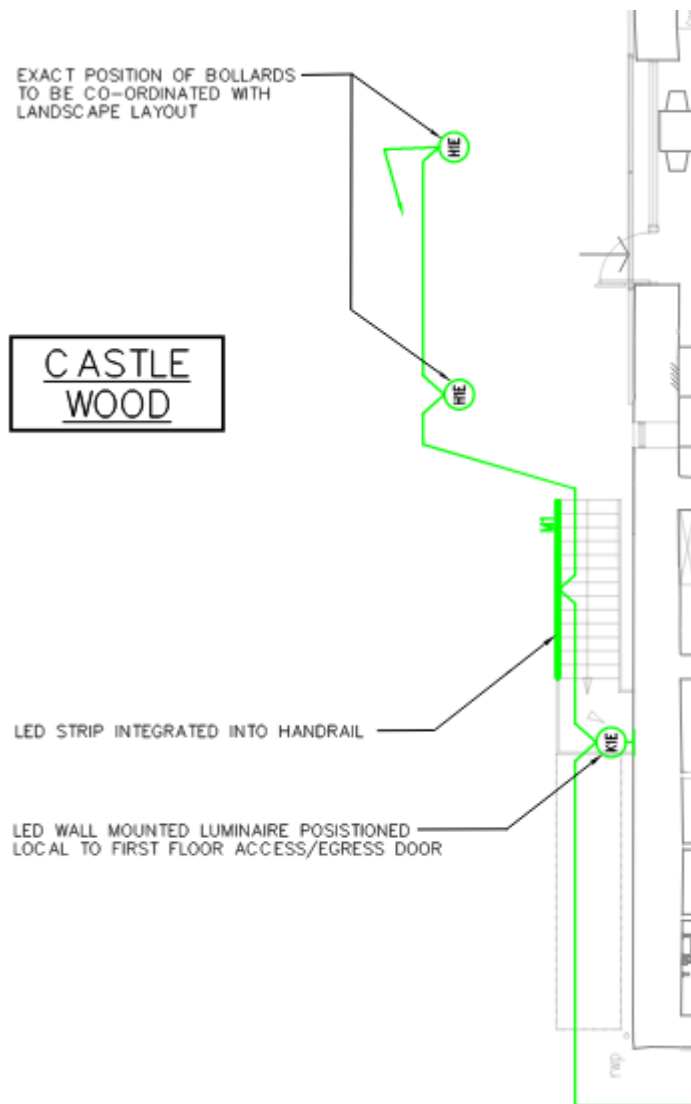
The intention of this solution is to limit the visual intrusion on the façade that faces towards Belsay Castle whilst providing compliance with the British Standard and meeting the functional operational requirements of the building.

4. West Façade

The proposed West façade lighting solution comprises luminaires that are to be building mounted/balustrade integrated to facilitate access/egress from the first floor via the external stair of the Coach House.




It is also proposed that remote mounted bollard illumination will also be provided externally. This solution has been proposed due to the presence of double height glazing local to the point of access/egress from the ground floor of the Coach House.

It is proposed that the external lighting on the West façade will be positioned in the locations below:



West Elevation External Lighting

The proposed luminaire types are as follows:

Ref.	Description	Illustration
K1E	Wall mounted IP65 and IK08 protection rated LED luminaire for outdoor use. Die cast aluminium body.	
M1	Handrail mounted LED luminaire for outdoor use.	
H1E	In ground mounted IP66 and IK10 protection rated LED luminaire for outdoor use. Die cast aluminium body.	

The intention of this solution is to provide functional lighting solutions that are in keeping with historical context of the elevation.

5. Related Drawings

The lighting systems have been shown on the following design drawing:

- 1441200-HL-XX-XX-SP-U-500-0006: Proposed M&E External Services

A marked-up copy of the above drawing forms part of this statement. This drawing shows the whole of the lighting proposals to give an appreciation of the whole lighting scheme. The internal lighting has been shaded as it does not form part of the planning application. The remaining external lighting is the subject of this statement and the planning application.

This drawing will be subject to ongoing design development and Client reviews.



IAN DAVIS
ASSOCIATE

+44 113 380 1923
iandavis@hoarelea.com

HOARELEA.COM

6th Floor
Town Centre House
Merrion Centre
Leeds
LS2 8LY
England

