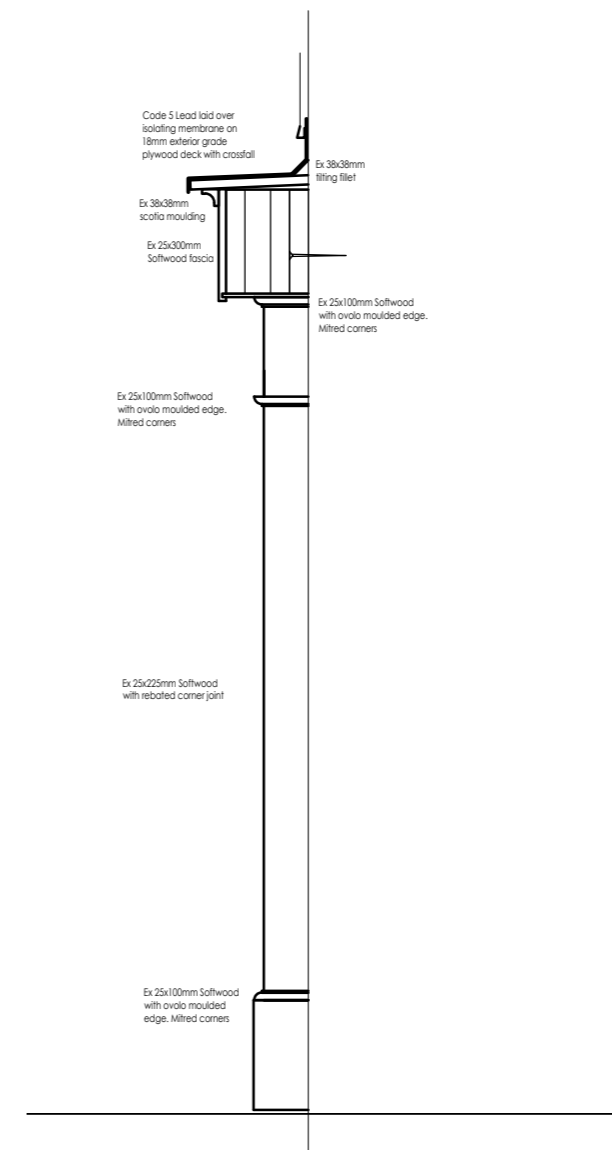



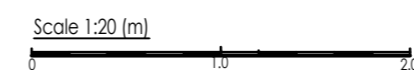
ELEVATION



SECTION




PLAN



Painted softwood timber.
Dulux weathershield exterior gloss - White


Whymark & Moulton
 Chartered Surveyors & Building Engineers
 14 Cornard Road, Sudbury, Suffolk. CO10 2XA
 Tel: 01787 371371



Project **8-10 FAIR GREEN**
GLEMSFORD
SUFFOLK
CARRIAGE ARCH DETAILS

Scale **1:20** Date **May 2021**

Drawing No **20/092-06**

Amendments