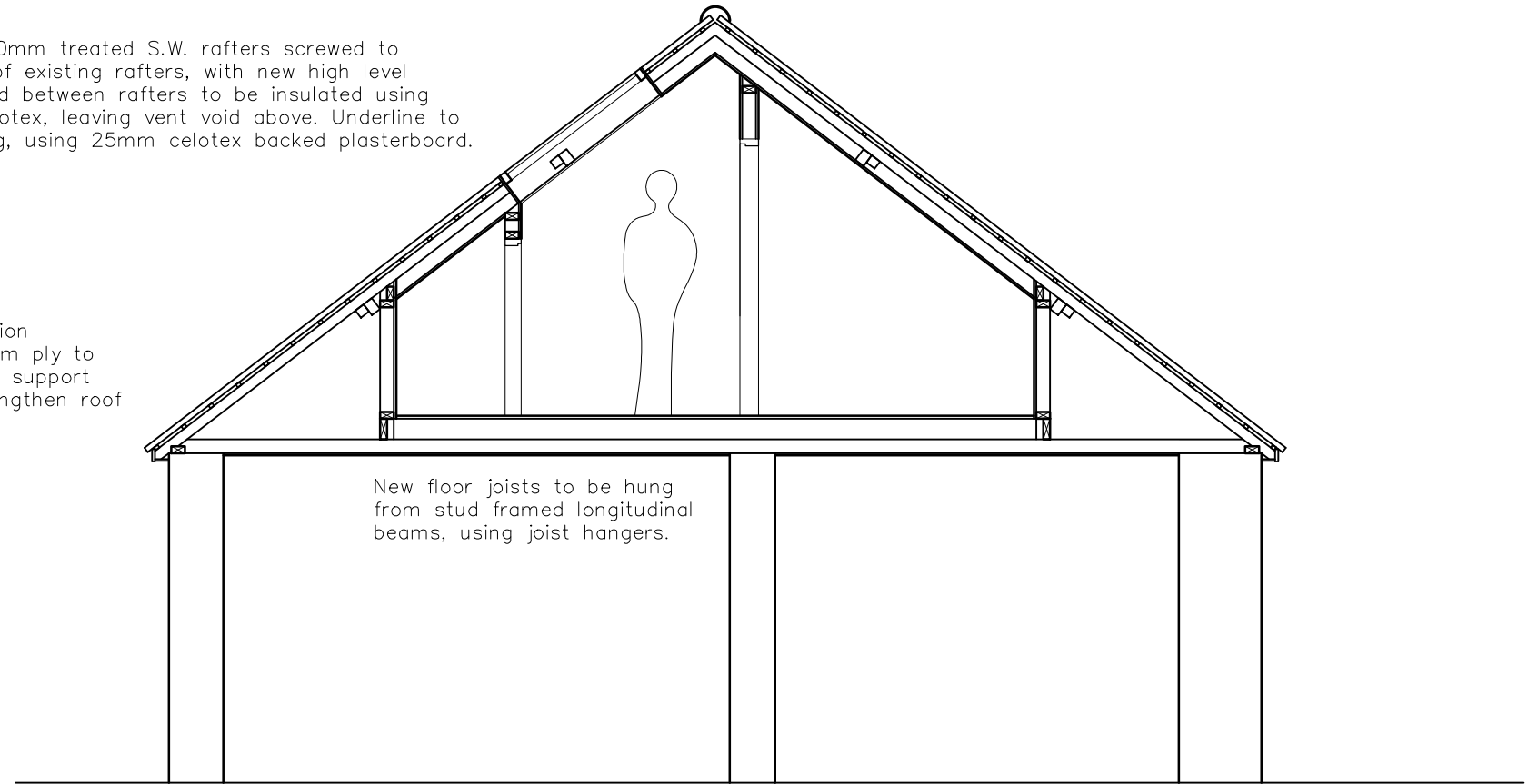


New 100x50mm treated S.W. rafters screwed to underside of existing rafters, with new high level collars. Void between rafters to be insulated using 100mm celotex, leaving vent void above. Underline to form ceiling, using 25mm celotex backed plasterboard.

Stud framed partition sheathed with 18mm ply to form new beam to support new floor and strengthen roof structure.

New floor joists to be hung from stud framed longitudinal beams, using joist hangers.




Proposed cross section BB, with roof lights.

New dormer window in master bedroom to match existing

New 100x50mm treated S.W. rafters screwed to underside of existing rafters, with new high level collars. Void between rafters to be insulated using 100mm celotex, leaving vent void above. Underline to form ceiling, using 25mm celotex backed plasterboard.

Stud framed partition sheathed with 18mm ply to form new beam to support new floor and strengthen roof structure.



Revisions:

Client:

Mr & Mrs Stuart _____
Job Title:

Stow Barn _____
Drawing Title:

Proposed cross sections AA & BB _____
Scale: _____ Drawn By: _____ Date: _____

1:50 @ A3 _____ **MC/LA** _____ **Feb 2022** _____
Job Number: _____ Drawing Number:

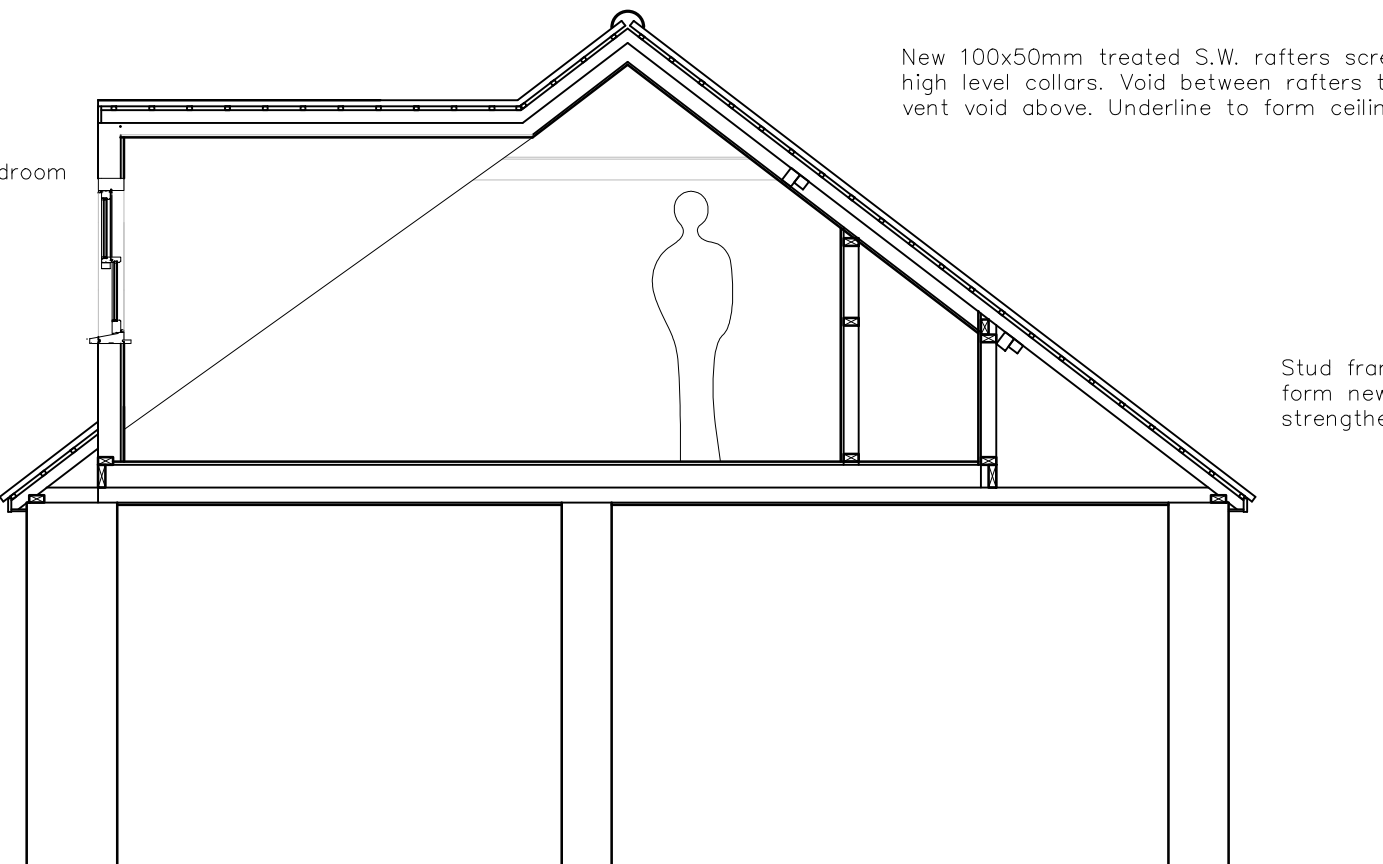
6541 _____ **05A** _____

whitworth

Chartered Architects & Chartered Building Surveyors
Unit 12 Park Farm, Fornham St Genevieve, Bury St Edmunds, IP28 6TS
01284 760421 info@whitworth.co.uk www.whitworth.co.uk

NOTE:
Do not scale from this drawing. Confirm all dimensions on site. Refer any discrepancies to the Architect before work is put in hand. Read this drawing in conjunction with the relevant sections of the specification, schedule of works and other drawings.

This drawing is copyright of whitworth.



Proposed cross section AA, with Dormer.