

## Project Summary



**1. Kitchen A**  
 Quantity: 1  
 Supply & Fit - Remove & replace

Traditional Flush Casement



**2. Kitchen B**  
 Quantity: 1  
 Supply & Fit - Remove & replace

Traditional Flush Casement



**3. Kitchen C**  
 Quantity: 1  
 Supply & Fit - Remove & replace

Traditional Flush Casement



**4. Kitchen D**  
 Quantity: 1  
 Supply & Fit - Remove & replace

Traditional Flush Casement



**5. Living Room Left**  
 Quantity: 1  
 Supply & Fit - Remove & replace

Traditional Flush Casement



**6. Living Room Left Doors**  
 Quantity: 1  
 Supply & Fit - Remove & replace

Traditional Flush French Door

### Quotation for:

David Wainwright  
 Brookside  
 Seven Waters  
 Leonard Stanley  
 Stonehouse  
 Gloucestershire  
 GL10 3LN

### Prepared by:

Chloe Poole chloe@truhouse.co.uk 01453 824032

### Installation Address:

Brookside Seven Waters Leonard Stanley  
 Stonehouse Gloucestershire United Kingdom, GL10 3LN

### Lead time:

6-12 Weeks

### Guarantee:

10 - Year

### Payment terms:

Price is valid for 30 days and subject to any changes required at technical survey. 50% deposit due at technical survey and 50% balance due on installation.

### Payment schedule:

Deposit (50%):

Balance (50%):




### Notes:

Trickle Vents have been priced to be colour matched

### Final Price:

Of which VAT (20%):



## Project Summary



**7. Living Room Right Doors** Traditional Flush French Door  
 Quantity: 1  
 Supply & Fit - Remove & replace



**8. Playroom** Traditional Flush Casement  
 Quantity: 1  
 Supply & Fit - Remove & replace



**9. Bed 1** Traditional Flush Casement  
 Quantity: 1  
 Supply & Fit - Remove & replace



**10. Bathroom** Traditional Flush Casement  
 Quantity: 1  
 Supply & Fit - Remove & replace



**11. Bed 2** Traditional Flush Casement  
 Quantity: 1  
 Supply & Fit - Remove & replace



**12. Bed 3** Traditional Flush Casement  
 Quantity: 1  
 Supply & Fit - Remove & replace

### Quotation for:

David Wainwright  
 Brookside  
 Seven Waters  
 Leonard Stanley  
 Stonehouse  
 Gloucestershire  
 GL10 3LN

### Prepared by:

Chloe Poole chloe@truhouse.co.uk 01453 824032

### Installation Address:

Brookside Seven Waters Leonard Stanley  
 Stonehouse Gloucestershire United Kingdom, GL10 3LN

### Lead time:

6-12 Weeks

### Guarantee:

10 - Year

### Payment terms:

Price is valid for 30 days and subject to any changes required at technical survey. 50% deposit due at technical survey and 50% balance due on installation.

### Payment schedule:


Deposit (50%):  
 Balance (50%):



### Notes:

Trickle Vents have been priced to be colour matched

**Final Price:**  
**Of which VAT (20%):**



## Project Summary



**13. Bed 4 (Dormer)** Traditional Flush Casement  
 Quantity: 1  
 Supply & Fit - Remove & replace



**14. Bed 4 En-Suite (Dormer)** Traditional Flush Casement  
 Quantity: 1  
 Supply & Fit - Remove & replace

**Quotation for:**  
 David Wainwright  
 Brookside  
 Seven Waters  
 Leonard Stanley  
 Stonehouse  
 Gloucestershire  
 GL10 3LN

**Prepared by:**  
 Chloe Poole chloe@truhouse.co.uk 01453 824032

**Installation Address:**  
 Brookside Seven Waters Leonard Stanley  
 Stonehouse Gloucestershire United Kingdom, GL10 3LN

**Lead time:**  
 6-12 Weeks

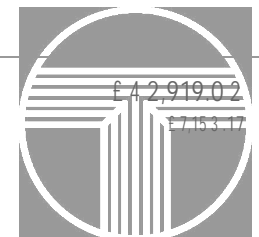
**Guarantee:**  
 10-Year

**Payment terms:**  
 Price is valid for 30 days and subject to any changes required at technical survey. 50% deposit due at technical survey and 50% balance due on installation.

**Payment schedule:**  
 Deposit (50%): XXXXXXXXXX  
 Balance (50%): XXXXXXXXXX

**Notes:**  
 Trickle Vents have been priced to be colour matched

**Final Price:**  
 Of which VAT (20%):



Technical detail: 1 - Kitchen A - Supply & Fit - Remove & replace

Quantity: 1

☀ Viewed from outside



☀ Viewed from inside



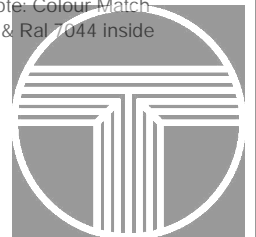
### Traditional Flush Casement

Species: Redwood FJ      Colour: None  
 Frame LR: Trad Flush CMT Outer Frame Jamb 56mm  
 Frame Top: Trad Flush CMT Outer Frame Head 58mm  
 Sash Bottom: Trad Flush CMT Sash B Rail 56 x 78mm  
 Sash LRT: Trad Flush CMT Sash 56 x 56mm  
 Mullion: Traditional Flush CMT Mull 75mm  
 Bead: Trad CMT 24mm Bead  
 Cill species: Redwood FJ  
 Cill: Sub Cill With Nosing 174mm (87+87) x 38mm Cill  
 Head drip: Head Drip

Glass: 31dB Dia/Plan 4/16Ar/4T - Warm Edge Black - Clear

Profile Trickle Vent: TV R13 Brown & TV SW 380 Flat Grill Black  
 Window Handle: Monkey Black  
 Easy clean hinge: Yes

Night Vent Facility: Night Vent Facility x2  
 Custom Extra: Colour Match Trickle Vents, Note: Colour Match  
 Trickle Vents Ral 6034 outside & Ral 7044 inside



Technical detail: 2 - Kitchen B - Supply & Fit - Remove & replace

Quantity: 1

☀️ Viewed from outside



☀️ Viewed from inside



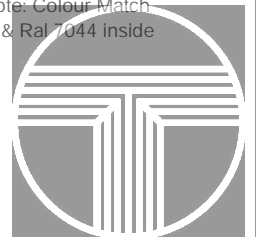
## Traditional Flush Casement

Species:	Redwood FJ	Colour:	None
Frame LR:	Trad Flush CMT Outer Frame Jamb 56mm		
Frame Top:	Trad Flush CMT Outer Frame Head 58mm		
Sash Bottom:	Trad Flush CMT Sash B Rail 56 x 78mm		
Sash LRT:	Trad Flush CMT Sash 56 x 56mm		
Mullion:	Traditional Flush CMT Mull 75mm		
Bead:	Trad CMT 24mm Bead		
Cill species:	Redwood FJ		
Cill:	Sub Cill With Nosing 174mm (87+87) x 38mm Cill		
Head drip:	Head Drip		

Glass: 31dB Dia/Plan 4/16Ar/4T - Warm Edge Black - Clear

Profile Trickle Vent:	TV R13 Brown & TV SW 380 Flat Grill Black
Window Handle:	Monkey Black
Easy clean hinge:	Yes

Night Vent Facility:	Night Vent Facility x2
Custom Extra:	Colour Match Trickle Vents, Note: Colour Match Trickle Vents Ral 6034 outside & Ral 7044 inside



Technical detail: 3 - Kitchen C - Supply & Fit - Remove & replace

Quantity: 1

☀️ Viewed from outside



☀️ Viewed from inside



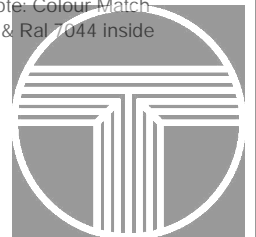
### Traditional Flush Casement

Species: Redwood FJ Colour: None  
 Frame LR: Trad Flush CMT Outer Frame Jamb 56mm  
 Frame Top: Trad Flush CMT Outer Frame Head 58mm  
 Sash Bottom: Trad Flush CMT Sash B Rail 56 x 78mm  
 Sash LRT: Trad Flush CMT Sash 56 x 56mm  
 Mullion: Traditional Flush CMT Mull 75mm  
 Bead: Trad CMT 24mm Bead  
 Cill species: Redwood FJ  
 Cill: Sub Cill With Nosing 174mm (87+87) x 38mm Cill  
 Head drip: Head Drip

Glass: 31dB Dia/Plan 4/16Ar/4T - Warm Edge Black - Clear

Profile Trickle Vent: TV R13 Brown & TV SW 380 Flat Grill Black  
 Window Handle: Monkey Black  
 Easy clean hinge: Yes

Night Vent Facility: Night Vent Facility x2  
 Custom Extra: Colour Match Trickle Vents, Note: Colour Match Trickle Vents Ral 6034 outside & Ral 7044 inside



Technical detail: 4 - Kitchen D - Supply & Fit - Remove & replace

Quantity: 1

☀ Viewed from outside



☀ Viewed from inside



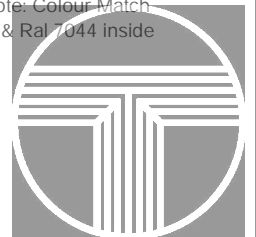
### Traditional Flush Casement

Species: Redwood FJ Colour: None  
 Frame LR: Trad Flush CMT Outer Frame Jamb 56mm  
 Frame Top: Trad Flush CMT Outer Frame Head 58mm  
 Sash Bottom: Trad Flush CMT Sash B Rail 56 x 78mm  
 Sash LRT: Trad Flush CMT Sash 56 x 56mm  
 Mullion: Traditional Flush CMT Mull 75mm  
 Bead: Trad CMT 24mm Bead  
 Cill species: Redwood FJ  
 Cill: Sub Cill With Nosing 174mm (87+87) x 38mm Cill  
 Head drip: Head Drip

Glass: 31dB Dia/Plan 4/16Ar/4T - Warm Edge Black - Clear

Profile Trickle Vent: TV R13 Brown & TV SW 380 Flat Grill Black  
 Window Handle: Monkey Black  
 Easy clean hinge: Yes

Night Vent Facility: Night Vent Facility x2  
 Custom Extra: Colour Match Trickle Vents, Note: Colour Match Trickle Vents Ral 6034 outside & Ral 7044 inside



Technical detail: 5 - Living Room Left - Supply & Fit - Remove & replace

Quantity: 1

☀ Viewed from outside



☀ Viewed from inside




## Traditional Flush Casement

Species:	Redwood FJ	Colour:	None
Frame LR:	Trad Flush CMT Outer Frame Jamb 56mm		
Frame Top:	Trad Flush CMT Outer Frame Head 58mm		
Sash Bottom:	Trad Flush CMT Sash B Rail 56 x 78mm		
Sash LRT:	Trad Flush CMT Sash 56 x 56mm		
Transom:	Traditional Flush CMT Transom 75mm		
Mullion:	Traditional Flush CMT Mull 75mm		
Bead:	Trad CMT 24mm Bead		
Cill species:	Redwood FJ		
Cill:	Sub Cill With Nosing 174mm (87+87) x 38mm Cill		
Head drip:	Head Drip		

Profile Trickle Vent:	TV R13 Brown & TV SW 380 Flat Grill Black
Window Handle:	Monkey Black
High security hinge:	Yes
Easy clean hinge:	Yes

Night Vent Facility: Night Vent Facility x4

Glass: 31dB Dia/Plan Tough (Both) 4 ESG/16Ar/4 ESG T - Warm Edge Black - Clear






Technical detail: 6 - Living Room Left Doors - Supply & Fit - Remove & replace

Quantity: 1

☀️ Viewed from outside



☀️ Viewed from inside



## Traditional Flush French Door


Opens: Out  
 Species: Redwood FJ  
 Frame LR: Trad Flush FD Outer Frame Jamb O/O 66mm  
 Frame Top: Trad Flush FD Outer Frame Head O/O 66mm  
 Sash Bottom: Trad Flush FD Sash B Rail O/O  
 Sash Master LT: Trad Flush FD Sash O/O  
 Sash Master Right: Trad Flush FD FM Sash Master Stile-2 hdles O/O  
 Sash Slave Left: Trad Flush FD FM Sash Slave Stile-2 hdles O/O  
 Sash Slave RT: Trad Flush FD Sash O/O  
 Bead: Trad 34mm Bead (Acoustic)  
 Cill species: Meranti  
 Cill: Sub Cill With Nosing 232mm (92+140) x 40mm Cill  
 Head drip: Head Drip

Frame Colour: None  
 Sash Colour: None  
 Cill Colour: Walnut Hardwood  
 Head Drip Colour (outside): None

Lock Cylinder: Generic Euro Cylinder Nickel  
 Door Hinge: Just 3D Matt Stainless Steel Door Hinge  
 Door Handle (master): Barrington Black RH  
 Door Handle (slave): Barrington Black RH

Cylinder 3 Star: Required x2  
 Restrictor: Door Restrictor x2

Glass: 33dB Lam (Both) 6.5/20Ar/6.5T - Aluminium Silver - Clear




Technical detail: 7 - Living Room Right Doors - Supply & Fit - Remove & replace

Quantity: 1

☀️ Viewed from outside



☀️ Viewed from inside



## Traditional Flush French Door


Opens: Out  
 Species: Redwood FJ  
 Frame LR: Trad Flush FD Outer Frame Jamb O/O 66mm  
 Frame Top: Trad Flush FD Outer Frame Head O/O 66mm  
 Sash Bottom: Trad Flush FD Sash B Rail O/O  
 Sash Master LT: Trad Flush FD Sash O/O  
 Sash Master Right: Trad Flush FD FM Sash Master Stile-2 hdles O/O  
 Sash Slave Left: Trad Flush FD FM Sash Slave Stile-2 hdles O/O  
 Sash Slave RT: Trad Flush FD Sash O/O  
 Bead: Trad 34mm Bead (Acoustic)  
 Cill species: Meranti  
 Cill: Sub Cill With Nosing 232mm (92+140) x 40mm Cill  
 Head drip: Head Drip

Frame Colour: None  
 Sash Colour: None  
 Cill Colour: Walnut Hardwood  
 Head Drip Colour (outside): None

Lock Cylinder: Generic Euro Cylinder Nickel  
 Door Hinge: Just 3D Matt Stainless Steel Door Hinge  
 Door Handle (master): Barrington Black RH  
 Door Handle (slave): Barrington Black RH

Cylinder Keyed Alike: Required x2  
 Restrictor: Door Restrictor x2  
 Cylinder 3 Star: Required x2

Glass: 33dB Lam (Both) 6.5/20Ar/6.5T - Aluminium Silver - Clear



Technical detail: 8 - Playroom - Supply & Fit - Remove & replace

Quantity: 1

☀ Viewed from outside



☀ Viewed from inside




### Traditional Flush Casement

- Species: Redwood FJ Colour: None
- Frame LR: Trad Flush CMT Outer Frame Jamb 56mm
- Frame Top: Trad Flush CMT Outer Frame Head 58mm
- Sash Bottom: Trad Flush CMT Sash B Rail 56 x 78mm
- Sash LRT: Trad Flush CMT Sash 56 x 56mm
- Transom: Traditional Flush CMT Transom 75mm
- Mullion: Traditional Flush CMT Mull 75mm
- Bead: Trad CMT 24mm Bead
- Cill species: Redwood FJ
- Cill: Sub Cill With Nosing 174mm (87+87) x 38mm Cill
- Head drip: Head Drip

- Profile Trickle Vent: TV R13 Brown & TV SW 380 Flat Grill Black
- Window Handle: Monkey Black
- High security hinge: Yes
- Easy clean hinge: Yes

Night Vent Facility: Night Vent Facility x4

Glass: 31dB Dia/Plan Tough (Both) 4 ESG/16Ar/4 ESG T - Warm Edge Black - Clear



Technical detail: 9 - Bed 1 - Supply & Fit - Remove & replace

Quantity: 1

☀ Viewed from outside



☀ Viewed from inside




## Traditional Flush Casement

Species:	Redwood FJ	Colour:	None
Frame LR:	Trad Flush CMT Outer Frame Jamb 56mm		
Frame Top:	Trad Flush CMT Outer Frame Head 58mm		
Sash Bottom:	Trad Flush CMT Sash B Rail 56 x 78mm		
Sash LRT:	Trad Flush CMT Sash 56 x 56mm		
Transom:	Traditional Flush CMT Transom 75mm		
Mullion:	Traditional Flush CMT Mull 75mm		
Bead:	Trad CMT 24mm Bead		
Cill species:	Redwood FJ		
Cill:	Sub Cill With Nosing 174mm (87+87) x 38mm Cill		
Head drip:	Head Drip		

Profile Trickle Vent:	TV R13 Brown & TV SW 380 Flat Grill Black
Window Handle:	Monkey Black
High security hinge:	Yes
Easy clean hinge:	Yes

Night Vent Facility:	Night Vent Facility x4
Window Floating Mullion:	Required x1

Glass: 31dB Dia/Plan Tough (Both) 4 ESG/16Ar/4 ESG T - Warm Edge Black - Clear



Technical detail: 10 - Bathroom - Supply & Fit - Remove & replace

Quantity: 1

☀️ Viewed from outside



☀️ Viewed from inside




## Traditional Flush Casement

Species:	Redwood FJ	Colour:	None
Frame LR:	Trad Flush CMT Outer Frame Jamb 56mm		
Frame Top:	Trad Flush CMT Outer Frame Head 58mm		
Sash Bottom:	Trad Flush CMT Sash B Rail 56 x 78mm		
Sash LRT:	Trad Flush CMT Sash 56 x 56mm		
Transom:	Traditional Flush CMT Transom 75mm		
Mullion:	Traditional Flush CMT Mull 75mm		
Bead:	Trad CMT 24mm Bead		
Cill species:	Redwood FJ		
Cill:	Sub Cill With Nosing 174mm (87+87) x 38mm Cill		
Head drip:	Head Drip		

Profile Trickle Vent:	TV R13 Brown & TV SW 380 Flat Grill Black
Window Handle:	Monkey Black
High security hinge:	Yes
Easy clean hinge:	Yes

Night Vent Facility:	Night Vent Facility x4
Window Floating Mullion:	Required x1


Glass: 31dB Dia/Plan Tough (Both) 4 ESG/16Ar/4 ESG T - Warm Edge Black - Clear



Technical detail: 11 - Bed 2 - Supply & Fit - Remove & replace

Quantity: 1

☀ Viewed from outside



☀ Viewed from inside




## Traditional Flush Casement

Species:	Redwood FJ	Colour:	None
Frame LR:	Trad Flush CMT Outer Frame Jamb 56mm		
Frame Top:	Trad Flush CMT Outer Frame Head 58mm		
Sash Bottom:	Trad Flush CMT Sash B Rail 56 x 78mm		
Sash LRT:	Trad Flush CMT Sash 56 x 56mm		
Transom:	Traditional Flush CMT Transom 75mm		
Mullion:	Traditional Flush CMT Mull 75mm		
Bead:	Trad CMT 24mm Bead		
Cill species:	Redwood FJ		
Cill:	Sub Cill With Nosing 174mm (87+87) x 38mm Cill		
Head drip:	Head Drip		

Glass: 31dB Dia/Plan Tough (Both) 4 ESG/16Ar/4 ESG T - Warm Edge Black - Clear

Profile Trickle Vent:	TV R13 Brown & TV SW 380 Flat Grill Black
Window Handle:	Monkey Black
High security hinge:	Yes
Easy clean hinge:	Yes

Night Vent Facility:	Night Vent Facility x4
Window Floating Mullion:	Required x1



Technical detail: 12 - Bed 3 - Supply & Fit - Remove & replace

Quantity: 1

☀ Viewed from outside



☀ Viewed from inside




## Traditional Flush Casement

Species:	Redwood FJ	Colour:	None
Frame LR:	Trad Flush CMT Outer Frame Jamb 56mm		
Frame Top:	Trad Flush CMT Outer Frame Head 58mm		
Sash Bottom:	Trad Flush CMT Sash B Rail 56 x 78mm		
Sash LRT:	Trad Flush CMT Sash 56 x 56mm		
Transom:	Traditional Flush CMT Transom 75mm		
Mullion:	Traditional Flush CMT Mull 75mm		
Bead:	Trad CMT 24mm Bead		
Cill species:	Redwood FJ		
Cill:	Sub Cill With Nosing 174mm (87+87) x 38mm Cill		
Head drip:	Head Drip		

Glass: 31dB Dia/Plan Tough (Both) 4 ESG/16Ar/4 ESG T - Warm Edge Black - Clear

Profile Trickle Vent:	TV R13 Brown & TV SW 380 Flat Grill Black
Window Handle:	Monkey Black
High security hinge:	Yes
Easy clean hinge:	Yes

Night Vent Facility:	Night Vent Facility x4
Window Floating Mullion:	Required x1



Technical detail: 13 - Bed 4 (Dormer) - Supply & Fit - Remove & replace

Quantity: 1

☀ Viewed from outside



☀ Viewed from inside




## Traditional Flush Casement

Species:	Redwood FJ	Colour:	None
Frame LR:	Trad Flush CMT Outer Frame Jamb 56mm		
Frame Top:	Trad Flush CMT Outer Frame Head 58mm		
Sash Bottom:	Trad Flush CMT Sash B Rail 56 x 78mm		
Sash LRT:	Trad Flush CMT Sash 56 x 56mm		
Transom:	Traditional Flush CMT Transom 75mm		
Mullion:	Traditional Flush CMT Mull 75mm		
Bead:	Trad CMT 24mm Bead		
Cill species:	Redwood FJ		
Cill:	Sub Cill With Nosing 174mm (87+87) x 38mm Cill		
Head drip:	Head Drip		

Glass: 31dB Dia/Plan Tough (Both) 4 ESG/16Ar/4 ESG T - Warm Edge Black - Clear

Profile Trickle Vent:	TV R13 Brown & TV SW 380 Flat Grill Black
Window Handle:	Monkey Black
High security hinge:	Yes
Easy clean hinge:	Yes

Night Vent Facility:	Night Vent Facility x4
Window Floating Mullion:	Required x1





Technical detail: 14 - Bed 4 En-Suite (Dormer) - Supply & Fit - Remove & replace

Quantity: 1

☀ Viewed from outside



☀ Viewed from inside



## Traditional Flush Casement

Species:	Redwood FJ	Colour:	None
Frame LR:	Trad Flush CMT Outer Frame Jamb 56mm		
Frame Top:	Trad Flush CMT Outer Frame Head 58mm		
Sash Bottom:	Trad Flush CMT Sash B Rail 56 x 78mm		
Sash LRT:	Trad Flush CMT Sash 56 x 56mm		
Transom:	Traditional Flush CMT Transom 75mm		
Mullion:	Traditional Flush CMT Mull 75mm		
Bead:	Trad CMT 24mm Bead		
Cill species:	Redwood FJ		
Cill:	Sub Cill With Nosing 174mm (87+87) x 38mm Cill		
Head drip:	Head Drip		

Profile Trickle Vent:	TV R13 Brown & TV SW 380 Flat Grill Black
Window Handle:	Monkey Black
High security hinge:	Yes
Easy clean hinge:	Yes

Night Vent Facility:	Night Vent Facility x4
Window Floating Mullion:	Required x1

Glass: 31dB Dia/Plan Tough (Both) 4 ESG/16Ar/4 ESG T - Warm Edge Black - Clear

