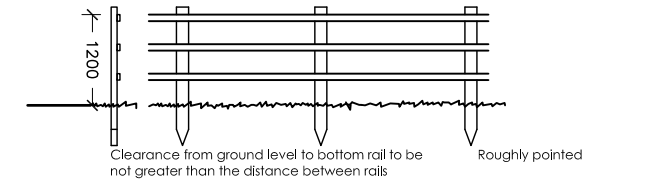
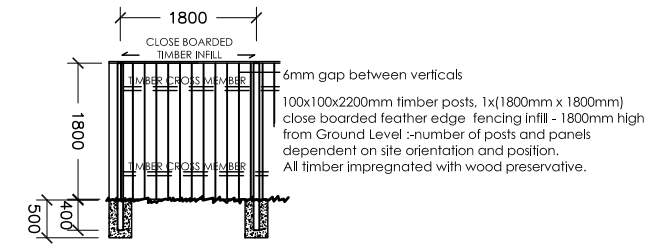


Do not scale off this drawing – All dimensions and setting out to be verified on site. If in doubt contact the originator for clarification.
 This drawing is the property of FRAMEWORK. Copyright is reserved by them and the drawing is issued on the condition that it is not copied, reproduced, retained or disclosed to any unauthorised person, either wholly or in part without the consent in writing of FRAMEWORK

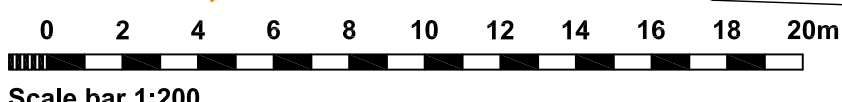
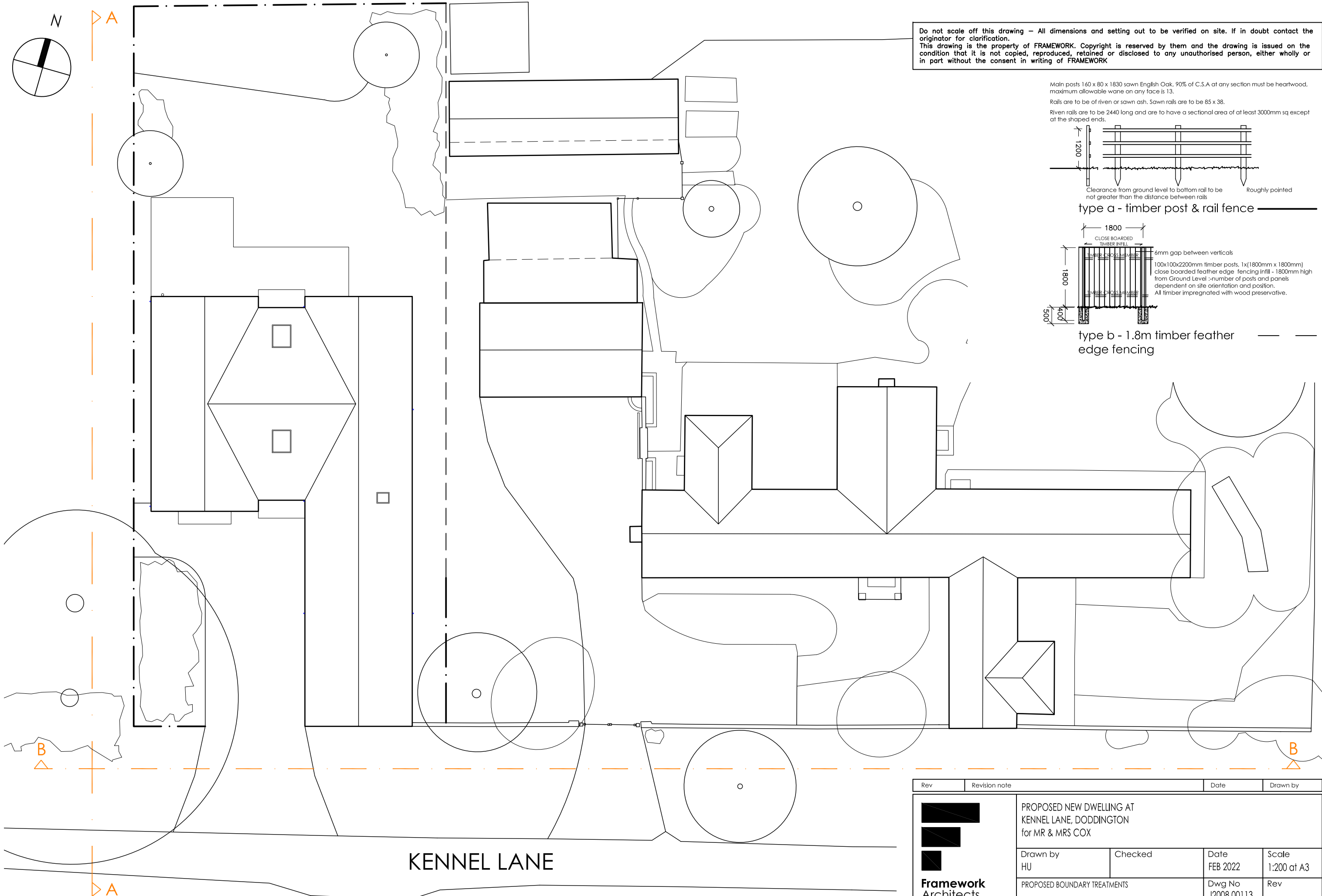
Main posts 160 x 80 x 1830 sawn English Oak, 90% of C.S.A at any section must be heartwood, maximum allowable wane on any face is 13.
 Rails are to be of riven or sawn ash. Sawn rails are to be 85 x 38.
 Riven rails are to be 2440 long and are to have a sectional area of at least 3000mm sq except at the shaped ends.



type a - timber post & rail fence



type b - 1.8m timber feather edge fencing



Proposed boundary treatment

Rev	Revision note	Date	Drawn by
	PROPOSED NEW DWELLING AT KENNEL LANE, DODDINGTON for MR & MRS COX		
	Drawn by HU	Checked	Date FEB 2022
	PROPOSED BOUNDARY TREATMENTS	Dwg No J2008 00113	Scale 1:200 at A3
			Rev

3 MARINE STUDIOS, BURTON LANE END, BURTON WATERS, LINCOLN, LN1 2UA
 T 01522 535383 E info@frameworklincoln.co.uk W frameworkarchitects.co.uk

Copyright © 2015 Framework
 All rights reserved