

Notes :





This drawing has been prepared in accordance with BS 5837:2012.

This drawing is intended to be printed and used in colour only, and for no purpose other than the consideration of trees in accordance with BS 5837.

BS5837:2012 Cascade chart for tree quality assessment

Category & Definition	Criteria (including subcategories where appropriate)	Identification (on plan)
Trees unsuitable for retention		
Category U		
There is such a condition that the tree is not suitable for retention. This may be due to the tree's proximity to buildings, roads, or other structures, or to its poor health, or to its location in a way that it is likely to cause damage to other trees or to the ground.	Trees that have a serious immediate structural defect, such that their only use is expected to be as a specimen tree. This may be due to the tree's proximity to buildings, roads, or other structures, or to its poor health, or to its location in a way that it is likely to cause damage to other trees or to the ground.	Red on plan RGB 127,0,0
Trees to be considered for retention		
Category A		
Trees of high quality with a canopy of at least 10% of the crown remaining, or a canopy of at least 10% of the crown remaining, or a canopy of at least 10% of the crown remaining.	Trees that are particularly good, or trees of exceptional quality, or trees of exceptional quality, or trees of exceptional quality.	Light Green RGB 0,255,0
Category B		
Trees of moderate quality with an individual canopy of at least 10% of the crown remaining, or a canopy of at least 10% of the crown remaining, or a canopy of at least 10% of the crown remaining.	Trees that are good, or trees of good quality, or trees of good quality, or trees of good quality.	Blue RGB 0,0,255
Category C		
Trees of low quality with an individual canopy of at least 10% of the crown remaining, or a canopy of at least 10% of the crown remaining, or a canopy of at least 10% of the crown remaining.	Trees that are poor, or trees of poor quality, or trees of poor quality, or trees of poor quality.	Grey RGB 091,091,091

KEY

-  Root Protection Area (RPA)
-  Tree Stem
-  Tree No.
-  Tree Shadow



Rev	Details	Date	Checked By

Drawing Number AEL-18509-TSP



Apex Environmental Ltd
3 Lawrence Way, Lichfield, WS13 6RD

TEL: 0121 249 1235 e-mail: info@ac-treecoconsultants.co.uk web: www.ac-treecoconsultants.co.uk

Client Mr A Aujla

Project 26 Wellesbourne Road, Barford

Title Tree Shadow Plan

Scale	Date	Drawn By	Checked By	Drawing Number	Revision
1:200	04/03/2022	RJH			A

THIS DRAWING IS CONFIDENTIAL AND MUST NOT BE REPRODUCED WITHOUT THE CONSENT OF APEX ENVIRONMENTAL LTD

