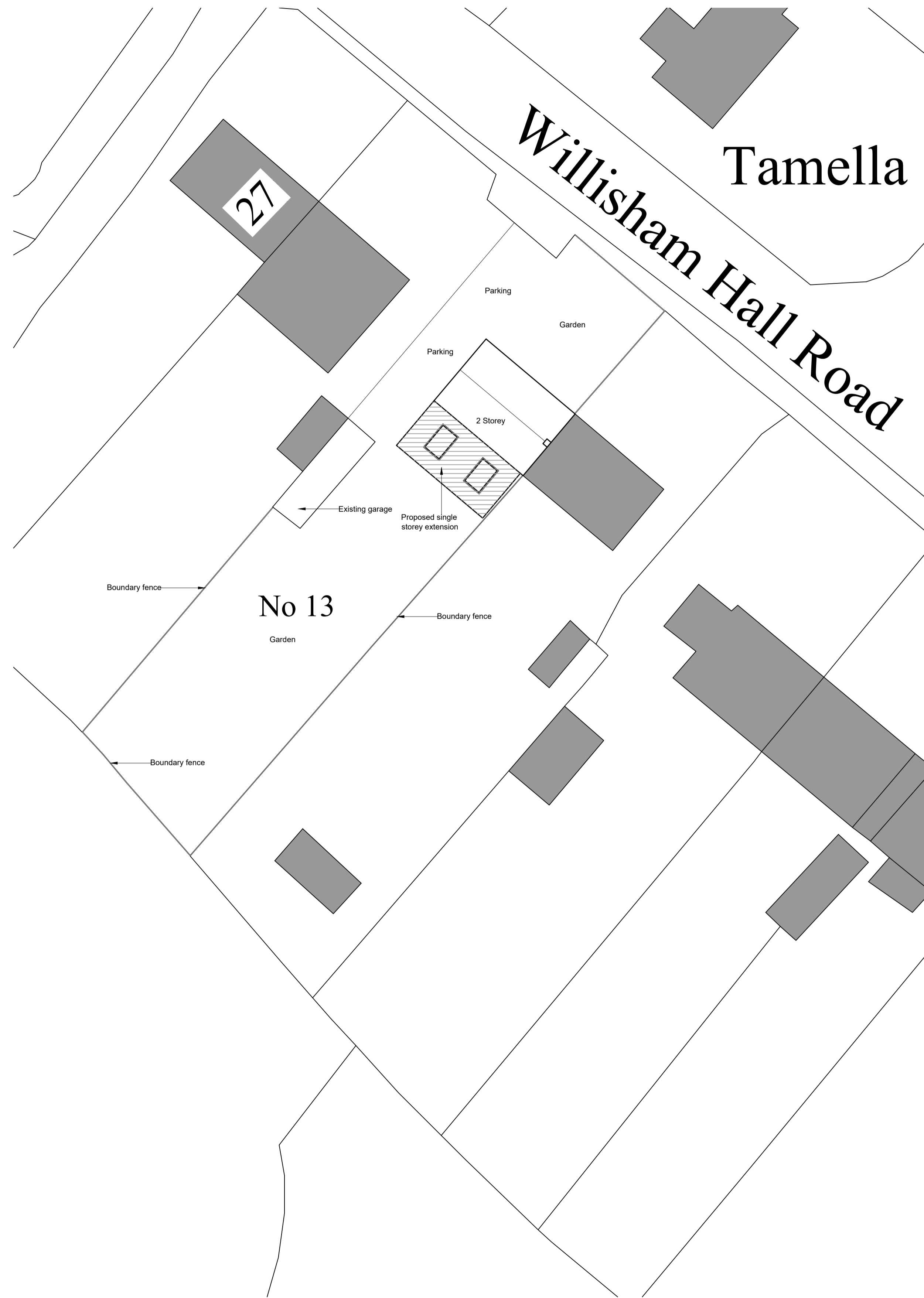
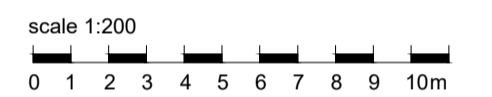
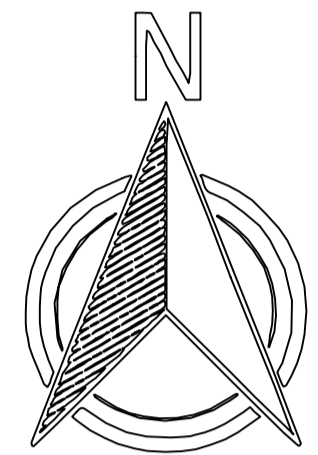




1:200 Existing Block Plan



1:200 Proposed Block Plan



NOTES:
 DO NOT SCALE from this drawing.
 Contractors must verify all dimensions on site before setting out.
 Commencing work, ordering materials or making any shop drawings.

COPYRIGHT:
 This drawing is the copyright of Creative Building Designs, and must not be copied, re-used or loaned without prior written consent of Creative Building Designs.
 Any discrepancies and/or conflicting information or specified is to be notified to Creative Building Designs, prior to construction on site. Construction should only proceed from drawings issued for construction purposes unless prior written consent is obtained.
 Should any site personnel, or those employed to carry out the works on their behalf choose alternative materials, or components to those specified on Creative Building Designs drawings, without prior written agreement then they do so at their own risk.

The information contained in this drawing is representational and has been compiled from a dimensional survey only and does not warrant nor certify the structure of the buildings or neighbouring structures at the time of construction.
 The contractor is to visit the site to make himself acquainted with the building's and surroundings and undertake any investigation work or make all allowances to ensure that a full and final quotation for the works will be submitted, taking into account all eventualities.
 Failure to do so will be at the contractor's own risk and no additional payments shall be contemplated for any amendments to the work.
 The contractor is to carry out all works in full compliance with the Health and Safety Commission's Approved Code of Practice 'Managing Construction for Health and Safety' and Construction (Design and Management) Regulations 1994.
 All work and working practices on the site shall be carried out in accordance with the above and to ensure that there is no risk to the site operatives, visitors or public.
 The contractor is to include all preliminary allowances to cover the prevention of accidents and injury.
 All works are to be carried out to comply with manufacturers, suppliers and industry guidelines, local authority regulations, good standards, fire safety recommendations, specialist subcontract recommendations and services supply and installation regulations. All manufacturers literature is to be kept on site. Provide all relevant guarantees in duplicate for presentation to the client.
 Allow all necessary attendance and liaison with CA's (and CA personnel) specialist subcontractor trades. Ensure all notifications are submitted to the Local Authority Building Control and submit materials as required to the local Authority Planning Department.
 Carefully examine the drawings and notify any discrepancies to the CA for instruction prior to proceeding.
 Check all dimensions on site prior to ordering materials and notify any discrepancies to the CA for instruction prior to proceeding.

This drawing and design is for use solely in connection with the project described below.
 No Responsibility for any error or omission in this specification will be recognized unless brought to the attention of the client or his agent prior to signing the contracts.

revision	date	amendment

Client:
MR FORREST

Drawing Title:
**BLOCK PLANS AS EXISTING
 & PROPOSED**

Project:
**FIRST FLOOR REAR
 EXTENSION
 23 FISKE PIGHTLE
 WILLISHAM
 IPSWICH
 SUFFOLK
 IP8 4SN**



33 Hood Drive, Great Blakenham, Ipswich, Suffolk, IP8 0NP
 Telephone: 07775663177
 email: ricky@cbdesignuk.com

Project ref / Drawing number:

2174.03

Scale:
1:200@A1

Date:
DEC 21

All dimensions are approximate and in millimeters.
 All dimensions to be checked on site.