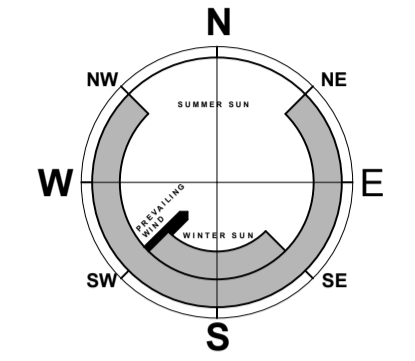
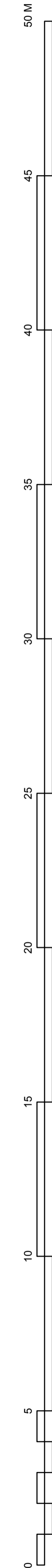
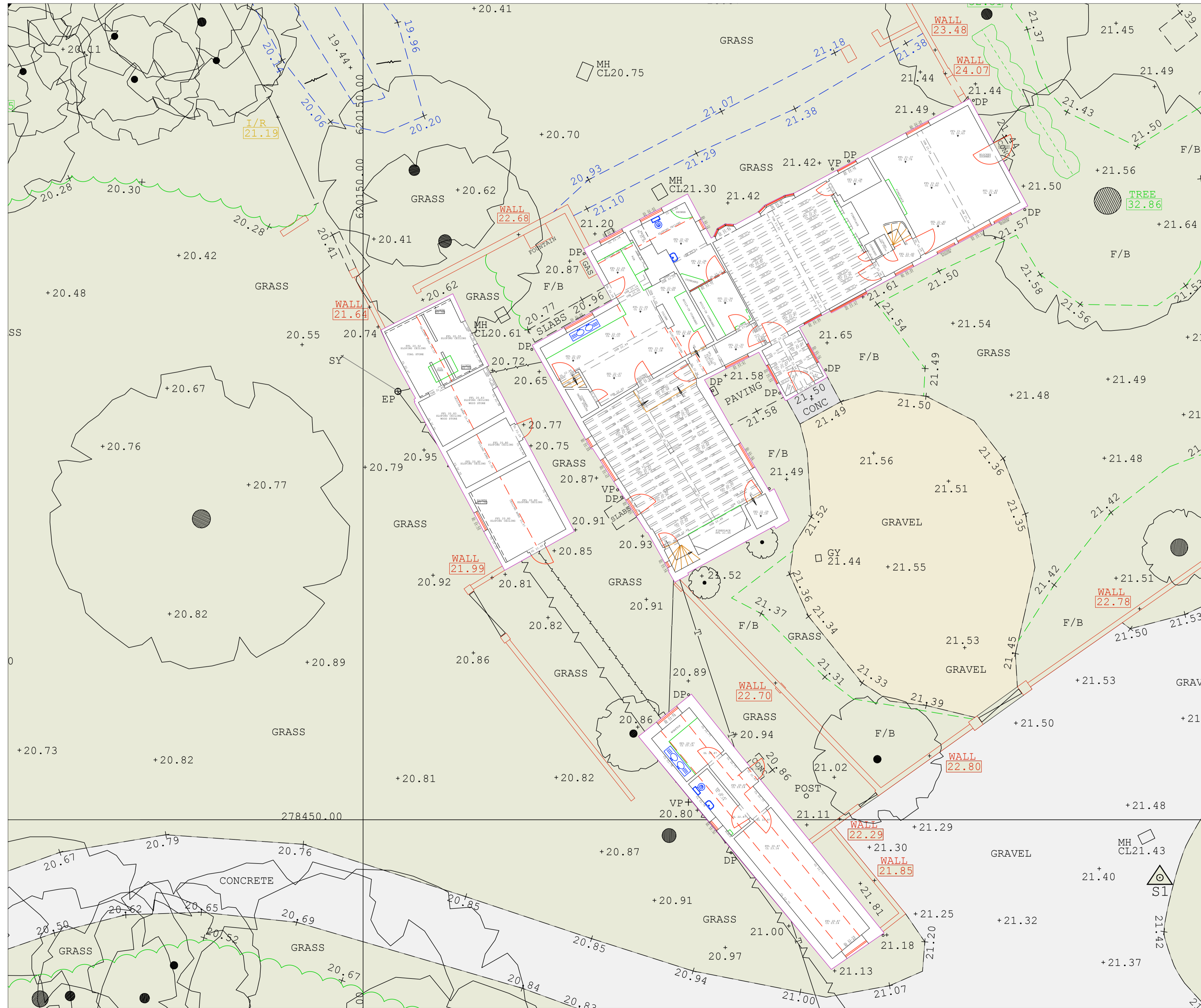


General Notes  
 1. Do not scale this drawing. All dimensions to be as noted. Contractor to check all dimensions on site before carry out works.  
 2. This drawing is for the private and confidential use of the client for whom it was undertaken and it should not be reproduced in whole or in part or relied upon by third parties for any use without the express written authority of Beech Architects Limited.



**GROUND FLOOR PLAN**

<p>Rev</p> <p><b>Beech ARCHITECTS</b>          Church Farm Barn          The Street          Thornodon          Suffolk          IP23 7JR          www.beecharchitects.com          enquiries@beecharchitects.com          t 01379 678442</p>			
<p>CLIENT          Juliet and Bonamy Grimes</p>			
<p>PROJECT          Monks Hall          Syleham          Eye          IP21 4LN</p>			
<p>DRAWING          Existing Ground Floor Plan</p>			
SCALE 1:100 @ A1	DATE Feb 2020	DRAWN BY	CHECKED
DRAWING NUMBER 03	JOB NUMBER 466	STATUS Not For Construction	REV

This drawing is copyright and remains the property of Beech Architects Ltd. Original size A1. Scale shown will be incorrect if reproduced in any other format. All dimensions to be checked on site.