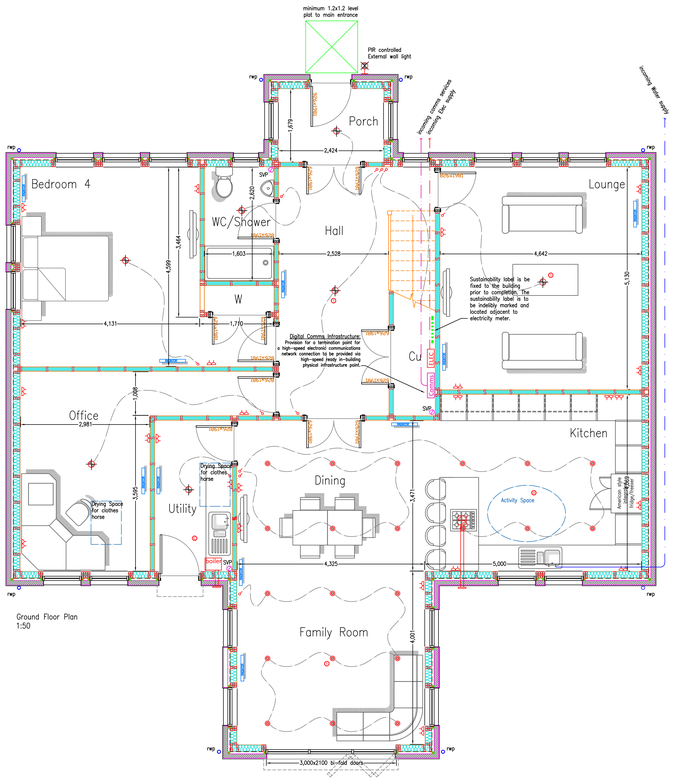


Ground Floor Plan
1:50

**CO2 monitor/detector**

Detector to be be mains operated and either a self-contained monitor/detector or a separate monitor and detector head. The monitor should have an easily understood visual indicator and be capable of logging data to allow the occupant to gain information on CO2 levels for at least the preceding 24 hour period.

If the detector/monitor has an audible alarm it should be capable of being permanently deactivated.

CO2 monitoring equipment to be capable of recording and displaying readings within a range of at least 0 - 5,000 parts per million and be capable of logging data at no more than 15 minute intervals, over a 24 hour period.

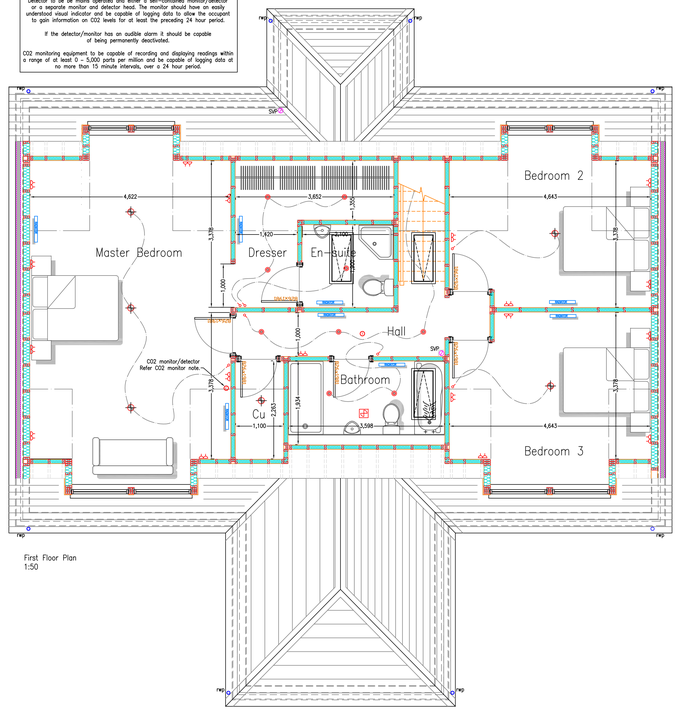


First Floor Plan
1:50

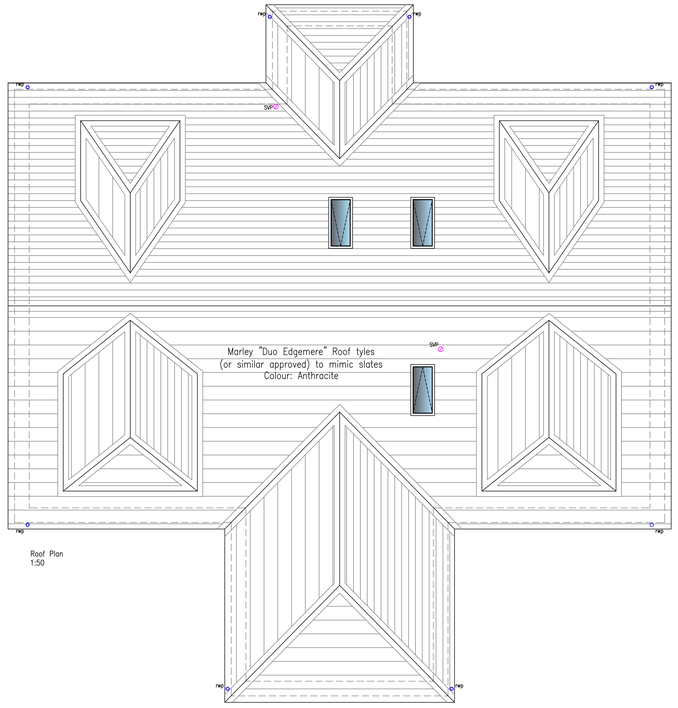


Roof Plan
1:50

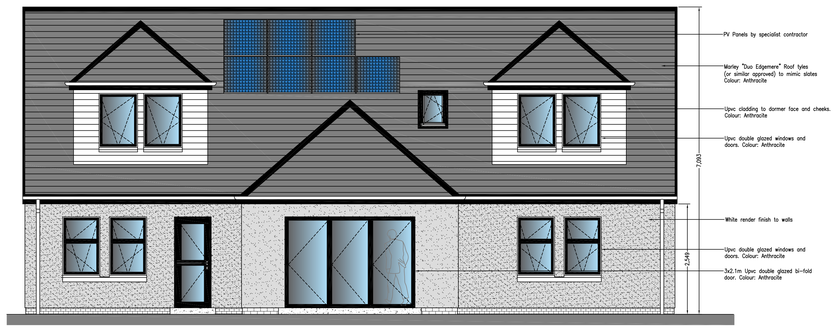


Rear Elevation
1:50

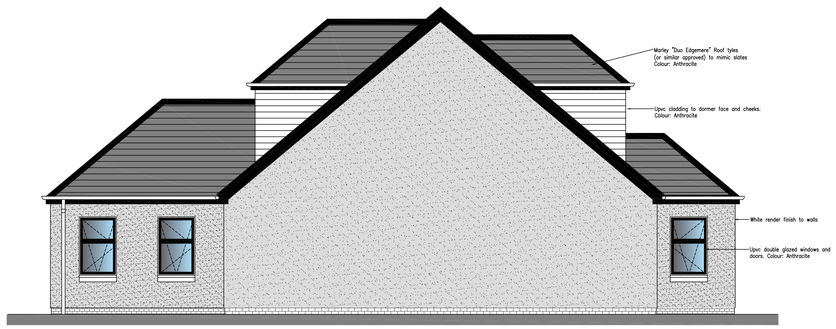


Side Elevation
1:50

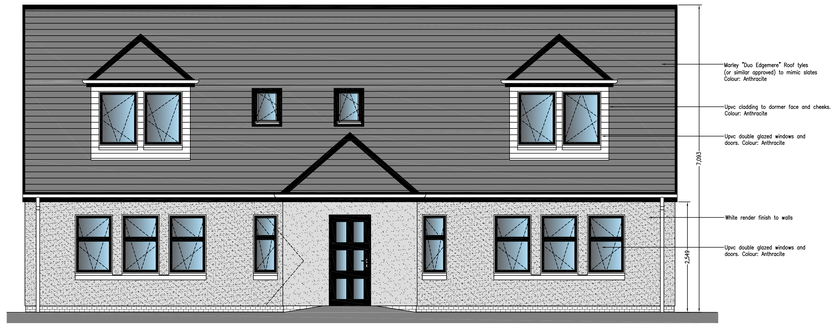


Front Elevation
1:50

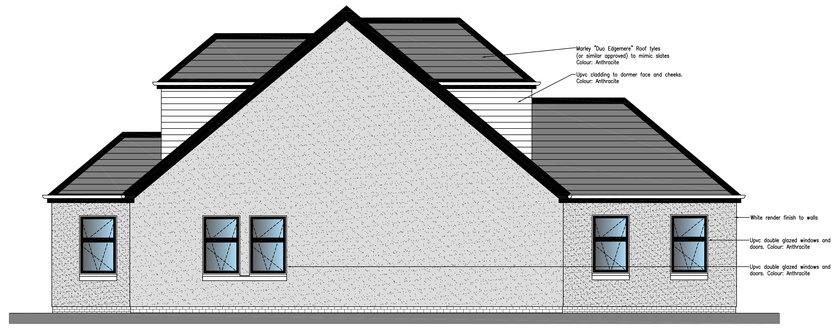


Side Elevation
1:50

GENERAL NOTES:

1. This drawing is to be read in conjunction with all relevant engineer's drawings and specification.
2. All dimensions are in millimetres unless stated otherwise.
3. The contractor is to verify all dimensions on site and is responsible for the accurate setting out.
4. do not scale from this drawing, all sizes scaled from this drawing will be approximate and should be checked on site by the user. If in doubt ask.

| No. | Description | By | Date |
|---|---|---|---|


OSD
Design Solutions Ltd
International House
Suite 1.13
Stanley Boulevard
Hamilton International Technology Park
Hamilton
G72 0BN.
Tel: 01698 404840
email: dave@osdesign.co.uk


© 2020 Design Solutions Ltd 2020 Design Solutions Ltd 2021

Title Status: PLANNING

Project Name: 8 New new houses (in principal) Land off Greenhill Road, Hareshaw.

Drg. Title: Proposed House type. Plans & Elevations.

| Drawing No. | Revision | Scale | Date |
|---|---|---|---|
| 176 | 03 | 1:50 | Aug 21 |