

Quotation Prepared for: Mr Phil Brown
Sloane and Brown Ltd
Unit 3b
Woodhorn Lane
Oving
Chichester
West Sussex
PO20 2BX

Terms & Conditions:

PLEASE NOTE: Dale are a supply only company and as such it is the responsibility of the customer to ensure all products meet current building regulations. No liability will be accepted for non-compliance. All confirmed specification and sizing must be checked upon issue of the document headed 'Contract' and confirmed in writing prior to manufacture. Any amendments made to the contract after sign off may be chargeable and may also affect the current lead times. Any term 'contract' is between Dale as the supplier and the chosen builders merchant. The above is a summary only; full terms and conditions are available on request.

Site Address: Park House Hotel, Bepton Rd, Midhurst, West Sussex, GU29 0JB

Technical Specification:

All products in multi-layer Finger Jointed Redwood sections for added stability. Internally beaded throughout for security. Factory glazed with krypton gas filled double glazed units featuring soft-coat energy saving glass. Drained and vented sections to protect against sealed unit failure. Fully factory finished with high performance, micro-porous paint treatments. Entrance doors fitted with multi-point claw locks and robust, adjustable hinges. Flush casement windows with high security multi-point locking systems and locking handles. Where FSC is shown against an item, joinery is supplied as FSC Mix Credit under Chain of Custody Registration No TT-COC-005135

Item	Qty	Item Reference	Product	Price (Ex VAT)	Remarks
1	1	GF North Entrance	Slim Sash Window (FSC)	£1401.61	18mm bar. Dual Colour.
2	1	GF West Entrance	Slim Sash Window (FSC)	£1239.51	18mm bar. Dual Colour.
3	1	GF West Entrance	Slim Sash Window (FSC)	£1239.51	18mm bar. Dual Colour.
4	1	GF South Entrance	Slim Sash Window (FSC)	£1401.61	18mm bar. Dual Colour.
5	1	GF West	Slim Sash Window (FSC)	£4187.84	18mm bar. Dual Colour.
6	1	GF South Bay	Bay Window	£10926.85	
6	1		Slim Sash Window Facet T (FSC)		18mm bar. Dual Colour.
6	1		Slim Sash Window Facet U (FSC)		18mm bar. Dual Colour.
6	1		Slim Sash Window Facet V (FSC)		18mm bar. Dual Colour.
6	1		Slim Sash Window Facet W (FSC)		18mm bar. Dual Colour.
7	1	GF South Bay	Entrance Door (FSC)	£1671.91	Chatsworth - Brass. Dual Colour.
8	1	Conservatory	Bay Window	£4679.17	
8	1		Flush Casement Window Facet T (FSC)		Connoisseur - Brass. Dual Colour.
8	1		Flush Casement Window Facet U (FSC)		Connoisseur - Brass. Dual Colour.
9	1	Conservatory	Flush Casement Window (FSC)	£769.53	Dual Colour.
10	1	Conservatory	Bi-Fold Door (FSC)	£4954.55	Chatsworth - Brass. Dual Colour.
11	1	Conservatory	Flush Casement Window (FSC)	£769.53	Dual Colour.
12	1	Conservatory	Bay Window	£4695.38	
12	1		Flush Casement Window Facet T (FSC)		Connoisseur - Brass. Dual Colour.
12	1		Flush Casement Window Facet U (FSC)		Connoisseur - Brass. Dual Colour.
13	1	GF South Bay Room 1	Entrance Door (FSC)	£1671.91	Chatsworth - Brass. Dual Colour.
14	1	GF South Bay Room 1	Bay Window	£10682.09	
14	1		Slim Sash Window Facet T (FSC)		18mm bar. Dual Colour.
14	1		Slim Sash Window Facet U (FSC)		18mm bar. Dual Colour.
14	1		Slim Sash Window Facet V (FSC)		18mm bar. Dual Colour.
14	1		Slim Sash Window Facet W (FSC)		18mm bar. Dual Colour.
15	1	GF East Room 1	Slim Sash Window (FSC)	£1624.19	18mm bar. Dual Colour.
16	1	GF East Room 1 En suite	Slim Sash Window (FSC)	£1397.09	18mm bar. Dual Colour.
17	1	Extension	Bay Window	£20214.21	
17	1		Slim Sash Window Facet T (FSC)		18mm bar. Dual Colour.

continued...

Item	Qty	Item Reference	Product	Price (Ex VAT)	Remarks
17	1		Slim Sash Window Facet U (FSC)		18mm bar. Dual Colour.
17	1		Slim Sash Window Facet V (FSC)		18mm bar. Dual Colour.
17	1		Slim Sash Window Facet W (FSC)		18mm bar. Dual Colour.
17	1		Slim Sash Window Facet X (FSC)		18mm bar. Dual Colour.
17	1		Slim Sash Window Facet Y (FSC)		18mm bar. Dual Colour.
18	1	Extension	Entrance Door (FSC)	£1911.42	Chatsworth - Brass. Dual Colour.
19	1	GF East	Slim Sash Window (FSC)	£1586.63	18mm bar. Dual Colour.
20	1	GF North	Slim Sash Window (FSC)	£1586.63	18mm bar. Dual Colour.
21	1	GF North	Slim Sash Window (FSC)	£1586.63	18mm bar. Dual Colour.
22	1	GF North WC	Slim Sash Window (FSC)	£1123.68	18mm bar. Dual Colour.
23	1	GF North WC	Slim Sash Window (FSC)	£1123.68	18mm bar. Dual Colour.
24	1	GF North	Slim Sash Window (FSC)	£4287.22	18mm bar. Dual Colour.
25	1	GF North Kitchen	Slim Sash Window (FSC)	£1093.29	18mm bar. Dual Colour.
26	1	GF West Kitchen	Slim Sash Window (FSC)	£4213.83	18mm bar. Dual Colour.
27	1	GF West Reception	Slim Sash Window (FSC)	£2738.54	18mm bar. Dual Colour.
28	1	FF West Room 8	Slim Sash Window (FSC)	£2782.75	18mm bar. Dual Colour.
29	1	FF West Room 7	Slim Sash Window (FSC)	£2780.72	18mm bar. Dual Colour.
30	1	FF West Room 7 En suite	Slim Sash Window (FSC)	£1260.39	18mm bar. Dual Colour.
31	1	FF West Room 6 En suite	Slim Sash Window (FSC)	£1254.19	18mm bar. Dual Colour.
32	1	FF West Room 6	Slim Sash Window (FSC)	£2782.75	18mm bar. Dual Colour.
33	1	FF South Bay Room 6	Bay Window	£7036.30	
33	1		Slim Sash Window Facet T (FSC)		18mm bar. Dual Colour.
33	1		Slim Sash Window Facet U (FSC)		18mm bar. Dual Colour.
33	1		Slim Sash Window Facet V (FSC)		18mm bar. Dual Colour.
34	1	FF South Room 5	Slim Sash Window (FSC)	£3945.32	18mm bar. Dual Colour.
35	1	FF South Room 4	Slim Sash Window (FSC)	£4032.48	18mm bar. Dual Colour.
36	1	FF South Stairs	Slim Sash Window (FSC)	£3945.32	18mm bar. Dual Colour.
37	1	FF South Bay Room 2	Bay Window	£7036.30	
37	1		Slim Sash Window Facet T (FSC)		18mm bar. Dual Colour.
37	1		Slim Sash Window Facet U (FSC)		18mm bar. Dual Colour.
37	1		Slim Sash Window Facet V (FSC)		18mm bar. Dual Colour.
38	1	FF East Room 2	Slim Sash Window (FSC)	£1624.08	18mm bar. Dual Colour.
39	1	FF East Room 2 En suite	Slim Sash Window (FSC)	£1432.87	18mm bar. Dual Colour.
40	1	FF East Room 3	Slim Sash Window (FSC)	£2738.54	18mm bar. Dual Colour.
41	1	FF East Room 3	Slim Sash Window (FSC)	£1432.66	18mm bar. Dual Colour.
42	1	FF North Room 3	Slim Sash Window (FSC)	£1432.66	18mm bar. Dual Colour.
43	1	FF North Room 3 En suite	Slim Sash Window (FSC)	£1449.49	18mm bar. Dual Colour.
44	1	FF North Bathroom	Slim Sash Window (FSC)	£2832.06	18mm bar. Dual Colour.
45	1	FF North WC	Slim Sash Window (FSC)	£1185.55	18mm bar. Dual Colour.
46	1	FF North	Slim Sash Window (FSC)	£4195.35	18mm bar. Dual Colour.
47	1	FF Room 9	Slim Sash Window (FSC)	£1793.81	18mm bar. Dual Colour.
48	1	FF Room 9 En suite	Slim Sash Window (FSC)	£1305.88	18mm bar. Dual Colour.
49	1	FF Room 8 Ensuite	Slim Sash Window (FSC)	£1231.56	18mm bar. Dual Colour.
50	1	SF West Room 10 En suite	Flush Casement Window (FSC)	£1087.60	Connoisseur - Brass. 18mm bar. Dual Colour.
51	1	SF West Room 10	Flush Casement Window (FSC)	£1495.03	Connoisseur - Brass. 18mm bar. Dual Colour.
52	1	SF West Room 11 En suite	Flush Casement Window (FSC)	£1087.60	Connoisseur - Brass. 18mm bar. Dual Colour.
53	1	SF South Room 11	Flush Casement Window (FSC)	£1563.73	Connoisseur - Brass. 18mm bar. Dual Colour.
54	1	SF South Room 12	Flush Casement Window (FSC)	£1563.73	Connoisseur - Brass. 18mm bar. Dual Colour.

Item	Qty	Item Reference	Product	Price (Ex VAT)	Remarks
55	1	SF East Room 12	Flush Casement Window (FSC)	£1990.49	Connoisseur - Brass. 18mm bar. Dual Colour.
56	1	SF North Room 12 En suite	Flush Casement Window (FSC)	£503.08	Connoisseur - Brass. 18mm bar. Dual Colour.
57	1	SF North Landing	Flush Casement Window (FSC)	£2149.66	Connoisseur - Brass. 18mm bar. Dual Colour.

Units: 81

Nett Price: £165,730.03
 VAT (20%): £33,146.01
 Total Price: £198,876.05

Optional Cavity Former Cost £14,435.45 (Not included in the price)

Your Guarantees:

Fungal & Insect	Sealed Unit	Hardware	Workmanship	Paint	Stain
					
30 YEARS GUARANTEE	10 YEARS GUARANTEE	10 YEARS GUARANTEE	10 YEARS GUARANTEE	10 YEARS GUARANTEE	5 YEARS GUARANTEE

Item: 5

SLIM SASH WINDOW IN FINGER JOINTED REDWOOD



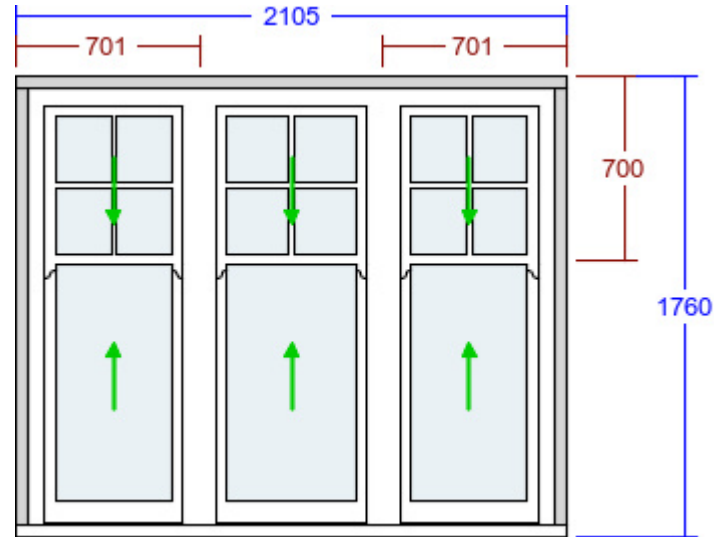
Quantity: 1

Style: T-31/0

Item Reference: GF West

Quote Ref: 143/1 V1

Key Features:

A B 

Detailed Specification:

VIEWED FROM OUTSIDE.

Width (mm)	2105	Add On to Head	45mm (included in overall size)	Sash Horns	Top Sash
Height (mm)	1760	Add On to Left	45mm (included in overall size)	Sash Horn Style	Standard
Feature Mould	Bevel	Add On to Right	45mm (included in overall size)	Glass Pattern	Clear
Sash Style	Triple	Factory Fit Add Ons	Yes		
Box Depth	Slim - 149mm	Cill	Standard	Top Glass Type	4mm Annealed
Hanging Method	Hidden Spring	Cill Species	Finger Jointed Redwood	Bottom Glass Type	4mm Toughened
Slider Style	Sliding-Sliding-Sliding	Cill Horns	No	Top Sides Glass Type	4mm Annealed
Frame Width (mm)	65	Trickle Vents Required	No	Bottom Sides Glass Type	4mm Toughened
Frame Head Size (mm)	65			Glazing Features	Astragal Squares
Mullion Liner Width (mm)	130	Swept Heads to Top Sash	No	Size of Bar	18mm
Equal Top and Bottom?	No	Swept Heads to Bottom Sash	No		
Meeting Rail Split (mm)	700			D Handles	None
Internal Colour	Light Ivory (RAL 1015) (B)	Window Board Required	No	Hardware Colour	Polished Brass hook fastener
External Colour	Signal White (RAL 9003) (A)	Window Board Groove	No	Limit Stop	No
		Finishing Assembly	None		
		FSC Certified	Yes		

Item: 6

BAY WINDOW



Quantity: 1

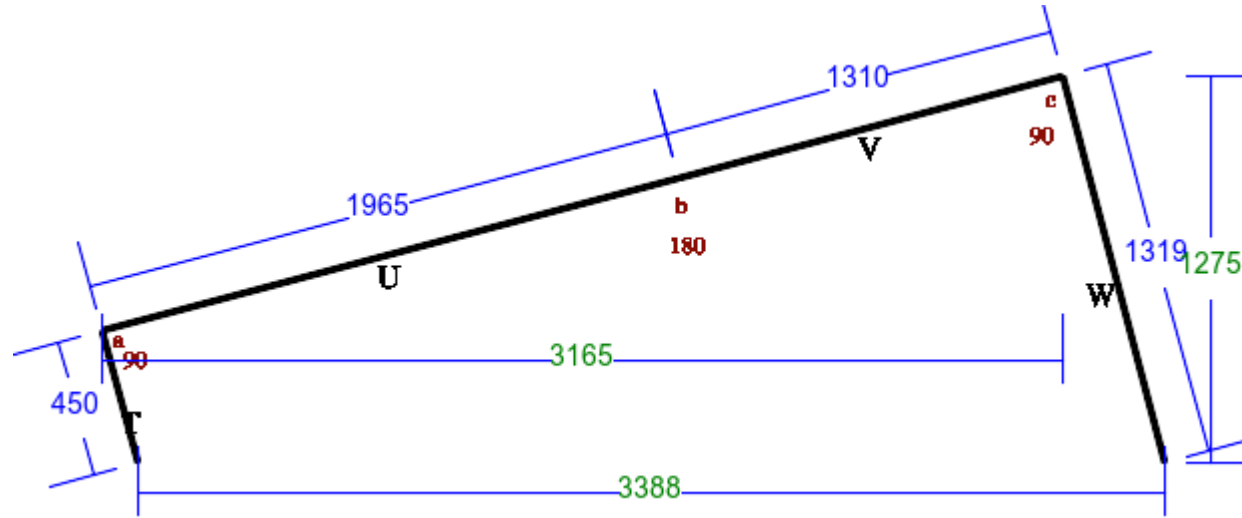
Style: Integrated

Item Reference: GF South Bay

Quote Ref: 143/1 V1

Angles:

- a 90°
- b 180°
- c 90°



Detailed Specification:

Notes: External width of facet W 1490 mm including post External width of facet U & V 3620 mm External width of facet W 621 mm No post between Facet U & V

Item: 6

SLIM SASH WINDOW FACET T IN FINGER JOINTED REDWOOD



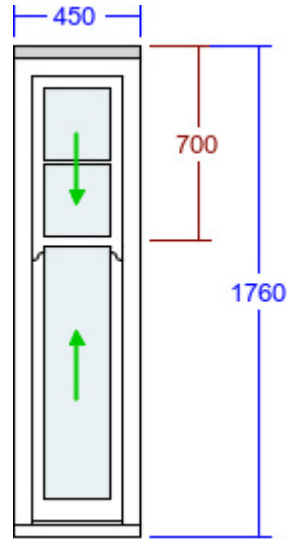
Quantity: 1

Style: 7/0

Item Reference: GF South Bay

Quote Ref: 143/1 V1

Key Features:

A B 

Detailed Specification:

VIEWED FROM OUTSIDE.

Width (mm)	450	Add On to Head	45mm (included in overall size)	Sash Horns	Top Sash
Height (mm)	1760	Add On to Left	None	Sash Horn Style	Standard
		Add On to Right	None		
Feature Mould	Bevel	Factory Fit Add Ons	Yes	Glass Pattern	Clear
Sash Style	Single				
Box Depth	Slim - 149mm	Cill	Standard	Top Glass Type	4mm Annealed
Hanging Method	Hidden Spring	Cill Species	Finger Jointed Redwood	Bottom Glass Type	4mm Toughened
Slider Style	Both	Cill Horns	No		
Frame Width (mm)	65			Glazing Features	Astragal Squares
Frame Head Size (mm)	65	Trickle Vents Required	No	Size of Bar	18mm
Equal Top and Bottom?	No				
Meeting Rail Split (mm)	700	Swept Heads to Top Sash	No	D Handles	None
		Swept Heads to Bottom Sash	No	Hardware Colour	Polished Brass hook fastener
Internal Colour	Light Ivory (RAL 1015) (B)			Limit Stop	No
External Colour	Signal White (RAL 9003) (A)	Window Board Required	No		
		Window Board Groove	No		
		Finishing Assembly	None		
		FSC Certified	Yes		

Notes: Minimum width 450 mm Unable to have 110 mm frame width due to width.

Item: 6

SLIM SASH WINDOW FACET U IN FINGER JOINTED REDWOOD



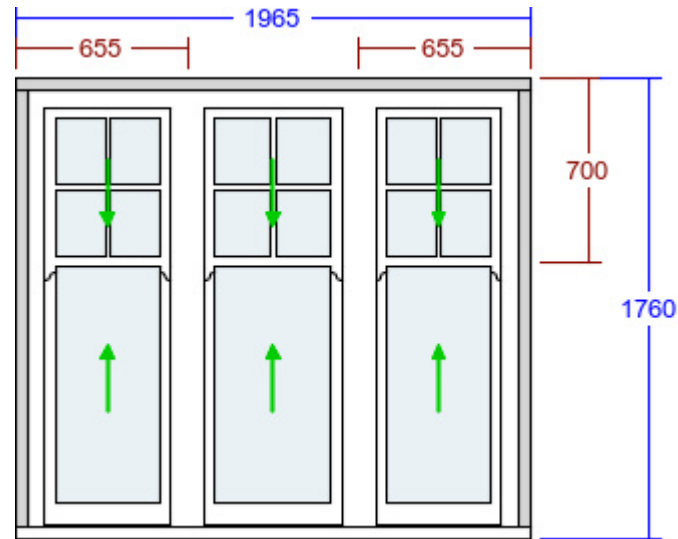
Quantity: 1

Style: T-31/0

Item Reference: GF South Bay

Quote Ref: 143/1 V1

Key Features:

A B 

Detailed Specification:

VIEWED FROM OUTSIDE.

Width (mm)	1965	Add On to Head	45mm (included in overall size)	Sash Horns	Top Sash
Height (mm)	1760	Add On to Left	45mm (included in overall size)	Sash Horn Style	Standard
Feature Mould	Bevel	Add On to Right	45mm (included in overall size)	Glass Pattern	Clear
Sash Style	Triple	Factory Fit Add Ons	Yes		
Box Depth	Slim - 149mm	Cill	Standard	Top Glass Type	4mm Annealed
Hanging Method	Hidden Spring	Cill Species	Finger Jointed Redwood	Bottom Glass Type	4mm Toughened
Slider Style	Sliding-Sliding-Sliding	Cill Horns	No	Top Sides Glass Type	4mm Annealed
Frame Width (mm)	65	Trickle Vents Required	No	Bottom Sides Glass Type	4mm Toughened
Frame Head Size (mm)	65			Glazing Features	Astragal Squares
Mullion Liner Width (mm)	130	Swept Heads to Top Sash	No	Size of Bar	18mm
Equal Top and Bottom?	No	Swept Heads to Bottom Sash	No	D Handles	None
Meeting Rail Split (mm)	700			Hardware Colour	Polished Brass hook fastener
Internal Colour	Light Ivory (RAL 1015) (B)	Window Board Required	No	Limit Stop	No
External Colour	Signal White (RAL 9003) (A)	Window Board Groove	No		
		Finishing Assembly	None		
		FSC Certified	Yes		

Item: 7

ENTRANCE DOOR IN FINGER JOINTED REDWOOD



Quantity: 1

Style: OUT-A-Hadleigh

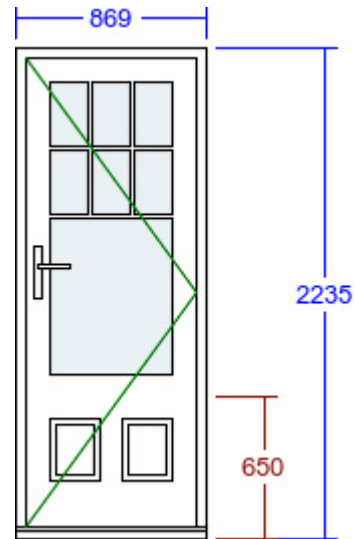
Item Reference: GF South Bay

Quote Ref: 143/1 V1

Key Features:

A

B



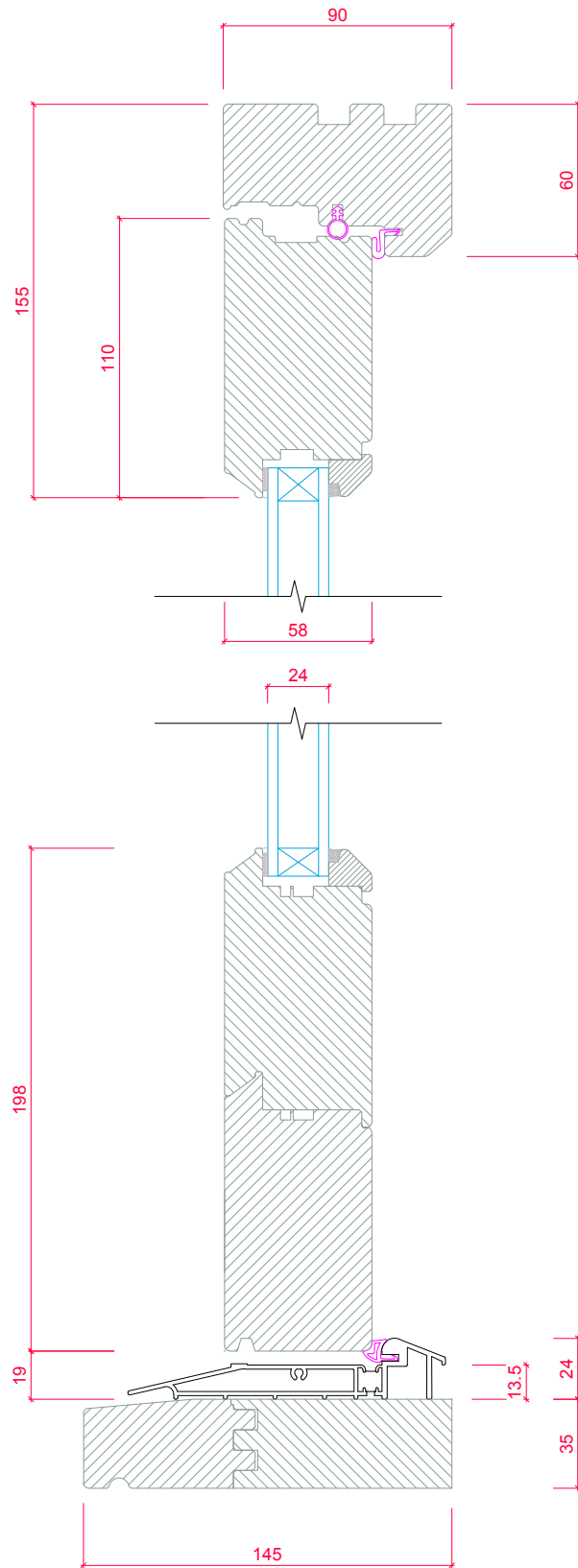
DRAWING NOTES: VIEWED FROM OUTSIDE. ARROW DENOTES HINGE POSITION.

DRAWINGS DO NOT DEPICT KNOCKERS, SPY HOLES, SECURITY CHAINS OR DOORKNOBS. REFER TO BROCHURE FOR FULL GLAZING CONFIGURATIONS.

Detailed Specification:

Overall Width (mm)	869	Head Drip	None	Door Sash Glass Pattern	Clear
Overall Height (mm)	2235			Glass Type	4mm Toughened
Frame Head Size	60mm	Cill Type	Projecting Cill		
Stiles & Rails	110mm	Cill	145mm x 35mm (inc. in overall ht)	Door Panel(s)	Raised & Fielded
		Cill Horns	No		
Feature Mould	Bevel	Cill Species	Finger Jointed Redwood	Door Sash Glazing Features	Astragal Squares
Mid-Rail Height (mm)	650	Factory Fit Cill	Yes	Door Sash Glazing Style	T-Bar (Visible glass H:290mm x 2 rows)
				Size Of Bar	18mm
Hinge Side	Right	Add Ons Required	No	Door Handle	Chatsworth - Brass Lever/Lever (Kaba)
Door Opens	Out			Door Knocker	No
Door Sash Style	Hadleigh	Trickle Vents Required	No	Letterbox	None
				Security Chain	None
Internal Colour	Light Ivory (RAL 1015) (B)	Threshold Board Required	No	Thumb Turn Required	Yes (Kaba)
External Colour	Signal White (RAL 9003) (A)				
		Hinge Colour	Brass		
		Threshold Colour	Gold	FSC Certified	Yes
		External Access	Yes		

Notes: Glazing bars to line through with meeting rail to sash and horizontal bar to facet T to item 6.



Optimal Door - Open Out
Feature Mould: Bevel
Vertical Section
Standard Threshold with 145mm x 35mm Projecting Cill

Item: 8

BAY WINDOW



Quantity: 1

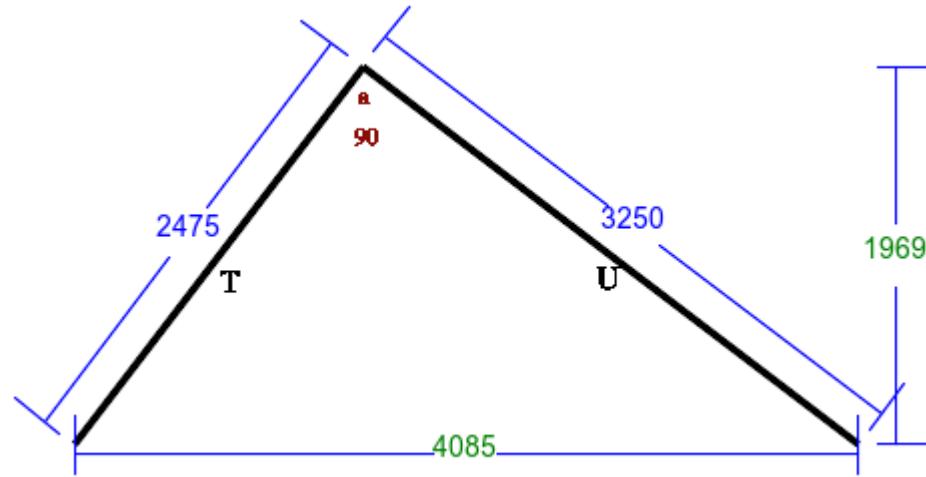
Style:

Item Reference: Conservatory

Quote Ref: 143/1 V1

Angles:

a 90°



Detailed Specification:

Item: 10

BI-FOLD DOOR IN FINGER JOINTED REDWOOD



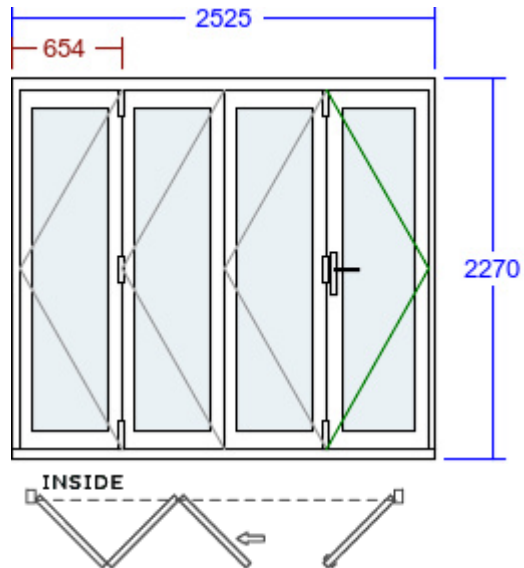
Quantity: 1

Style: 431

Item Reference: Conservatory

Quote Ref: 143/1 V1

Key Features:

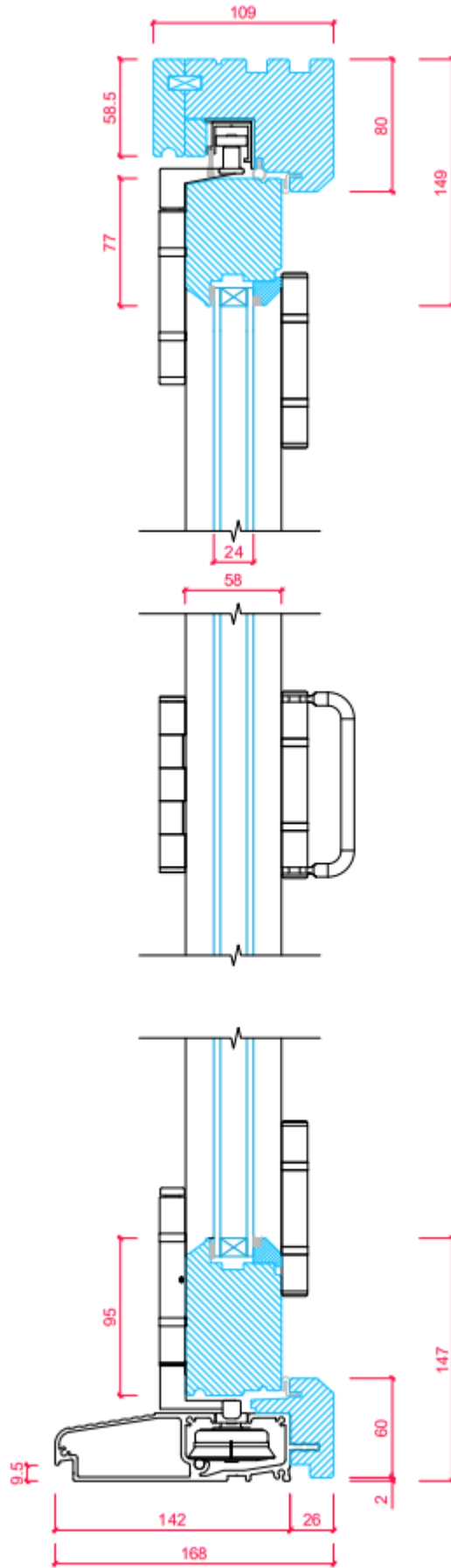


Detailed Specification:

VIEWED FROM OUTSIDE. POINT OF ARROW DENOTES HINGE POSITION.

Width (mm)	2525	Head Drip	None	Swept Heads	No
Height (mm)	2270	Add Ons Required	No	Glass Pattern	Clear
Feature Mould	Bevel	Trickle Vents Required	No	Glass Type	4mm Toughened
Doors to Stack	Outside	Threshold Board Required	No	Glazing Features	None
External Access	Yes			Door Handle	Chatsworth - Brass Lever/Lever (Kaba)
Bottom-Rail Height	95mm			Hardware Finish	Brass
Internal Colour	Light Ivory (RAL 1015) (B)			Thumb Turn Required	Yes (Kaba)
External Colour	Signal White (RAL 9003) (A)			FSC Certified	Yes
Cill	Standard				
Factory Fit Cill	Yes				
Threshold Colour	Silver				

Notes: Spencer unable to measure on site Bi fold stacking direction to be confirmed.



Bi-Folding Door
Feature Mould: Bevel
Vertical Section - 95mm Bottom Rail
Standard Threshold

Item: 12

BAY WINDOW



Quantity: 1

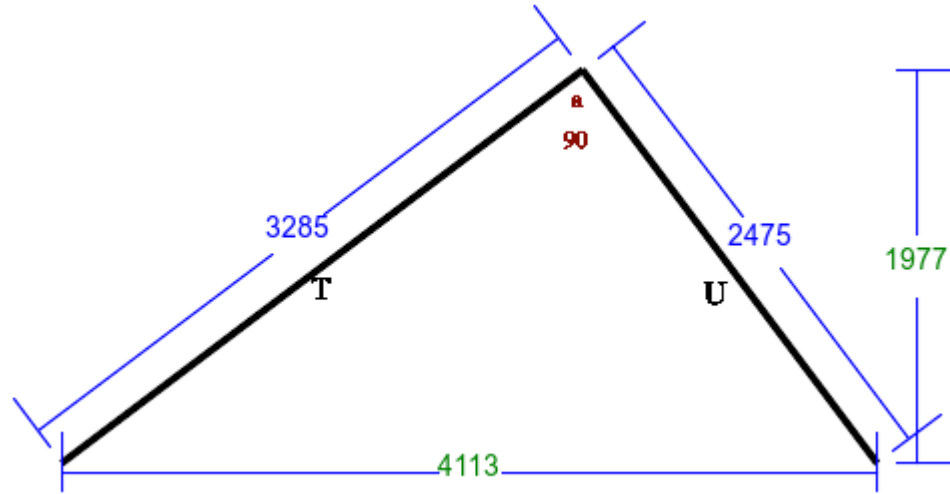
Style:

Item Reference: Conservatory

Quote Ref: 143/1 V1

Angles:

a 90°



Detailed Specification:

Item: 13

ENTRANCE DOOR IN FINGER JOINTED REDWOOD



Quantity: 1

Style: OUT-A-Hadleigh

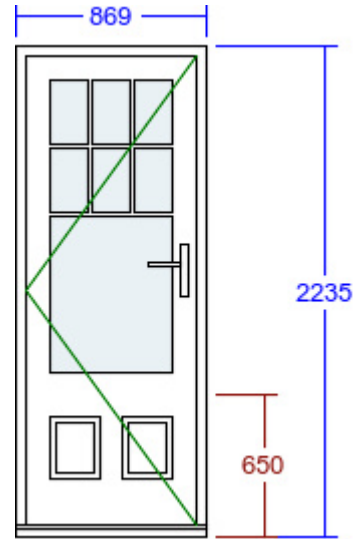
Item Reference: GF South Bay Room 1

Quote Ref: 143/1 V1

Key Features:

A

B



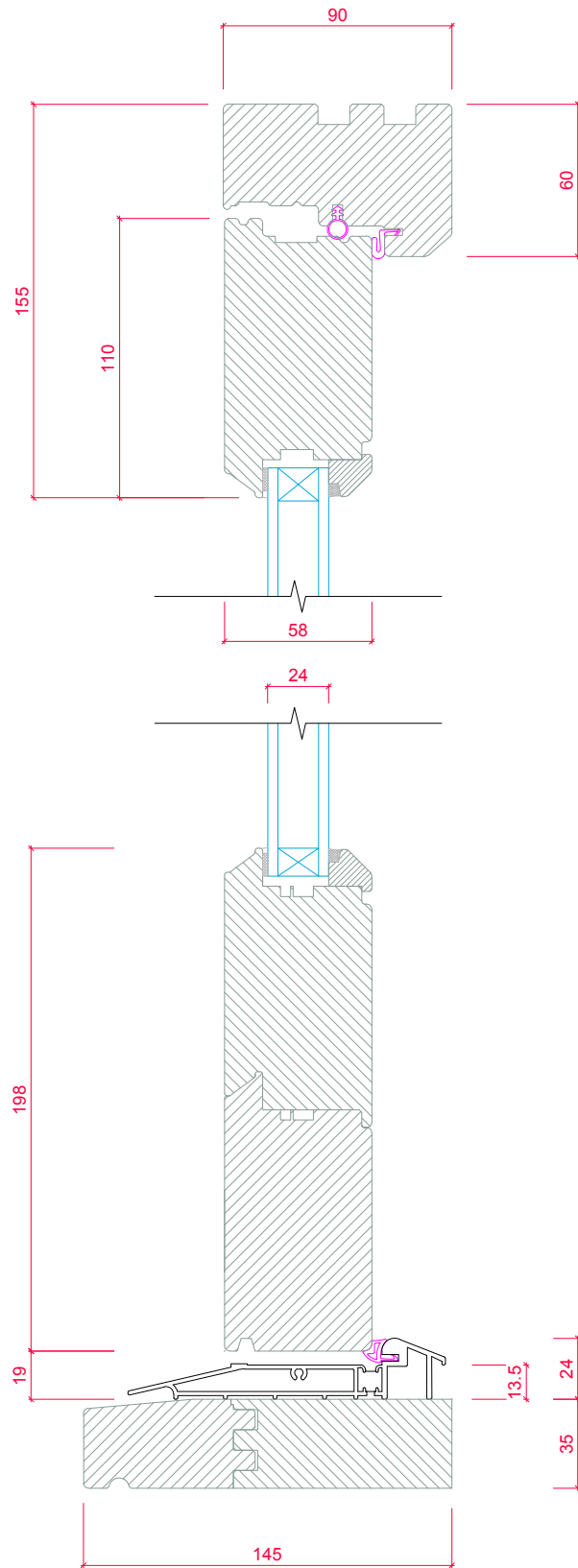
DRAWING NOTES: VIEWED FROM OUTSIDE. ARROW DENOTES HINGE POSITION.

DRAWINGS DO NOT DEPICT KNOCKERS, SPY HOLES, SECURITY CHAINS OR DOORKNOBS. REFER TO BROCHURE FOR FULL GLAZING CONFIGURATIONS.

Detailed Specification:

Overall Width (mm)	869	Head Drip	None	Door Sash Glass Pattern	Clear
Overall Height (mm)	2235			Glass Type	4mm Toughened
Frame Head Size	60mm	Cill Type	Projecting Cill		
Stiles & Rails	110mm	Cill	145mm x 35mm (inc. in overall ht)	Door Panel(s)	Raised & Fielded
		Cill Horns	No		
Feature Mould	Bevel	Cill Species	Finger Jointed Redwood	Door Sash Glazing Features	Astragal Squares
Mid-Rail Height (mm)	650	Factory Fit Cill	Yes	Door Sash Glazing Style	T-Bar (Visible glass H:290mm x 2 rows)
				Size Of Bar	18mm
Hinge Side	Left	Add Ons Required	No	Door Handle	Chatsworth - Brass Lever/Lever (Kaba)
Door Opens	Out			Door Knocker	No
Door Sash Style	Hadleigh	Trickle Vents Required	No	Letterbox	None
				Security Chain	None
Internal Colour	Light Ivory (RAL 1015) (B)	Threshold Board Required	No	Thumb Turn Required	Yes (Kaba)
External Colour	Signal White (RAL 9003) (A)				
		Hinge Colour	Brass		
		Threshold Colour	Gold	FSC Certified	Yes
		External Access	Yes		

Notes: Glazing bars to line through with meeting rail to sash and horizontal bar to facet W to item 14



Optimal Door - Open Out
Feature Mould: Bevel
Vertical Section
Standard Threshold with 145mm x 35mm Projecting Cill

Item: 14

BAY WINDOW



Quantity: 1

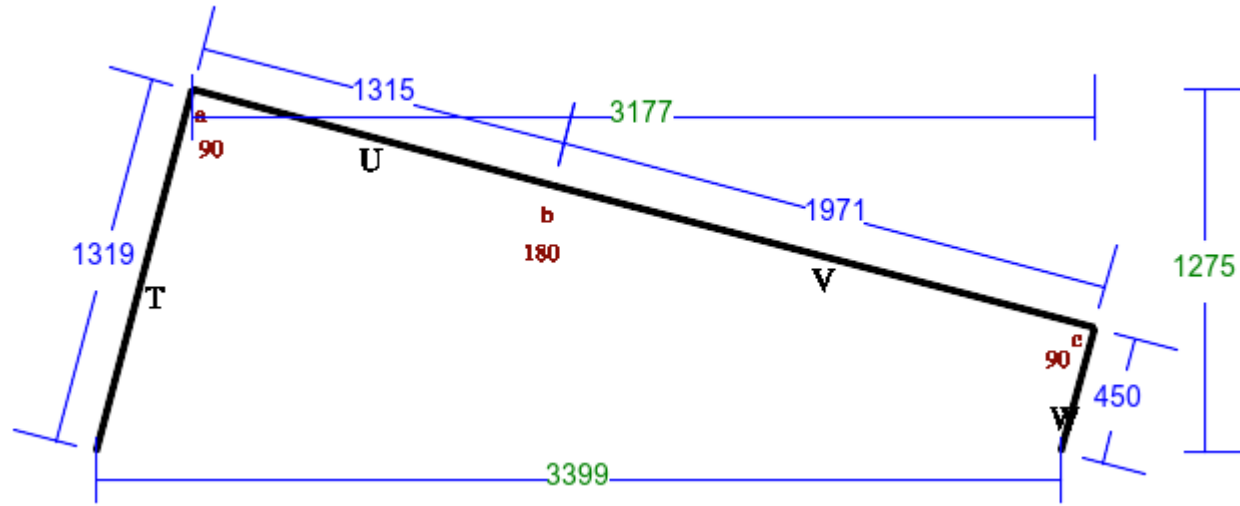
Style: Integrated

Item Reference: GF South Bay Room 1

Quote Ref: 143/1 V1

Angles:

- a 90°
- b 180°
- c 90°



Detailed Specification:

Notes: No bay post between facets U & V External width of facet T 1490 mm External width of facet U & V 3630 mm External width of facet W 621 mm

Item: 14

SLIM SASH WINDOW FACET U IN FINGER JOINTED REDWOOD



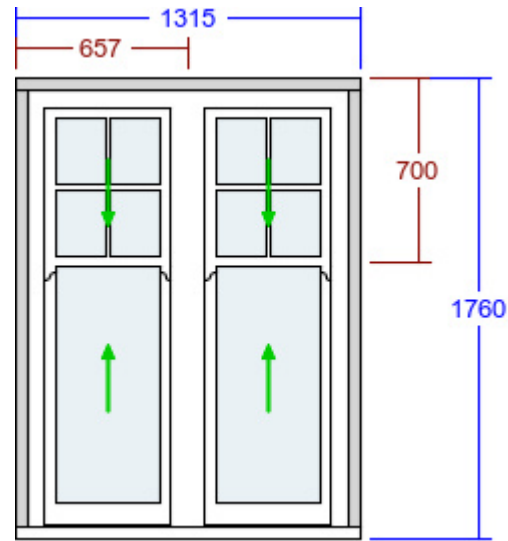
Quantity: 1

Style: D-31/0

Item Reference: GF South Bay Room 1

Quote Ref: 143/1 V1

Key Features:

A B 

Detailed Specification:

VIEWED FROM OUTSIDE.

Width (mm)	1315	Add On to Head	45mm (included in overall size)	Sash Horns	Top Sash
Height (mm)	1760	Add On to Left	45mm (included in overall size)	Sash Horn Style	Standard
Feature Mould	Bevel	Add On to Right	45mm (included in overall size)	Glass Pattern	Clear
Sash Style	Double	Factory Fit Add Ons	Yes		
Box Depth	Slim - 149mm	Cill	Standard	Top Glass Type	4mm Annealed
Hanging Method	Hidden Spring	Cill Species	Finger Jointed Redwood	Bottom Glass Type	4mm Toughened
Slider Style	Both-Both	Cill Horns	No	Glazing Features	Astragal Squares
Frame Width (mm)	65	Trickle Vents Required	No	Size of Bar	18mm
Frame Head Size (mm)	65	Swept Heads to Top Sash	No	D Handles	None
Mullion Liner Width (mm)	130	Swept Heads to Bottom Sash	No	Hardware Colour	Polished Brass hook fastener
Equal Top and Bottom?	No			Limit Stop	No
Meeting Rail Split (mm)	700				
Internal Colour	Light Ivory (RAL 1015) (B)	Window Board Required	No		
External Colour	Signal White (RAL 9003) (A)	Window Board Groove	No		
		Finishing Assembly	None		
		FSC Certified	Yes		

Item: 14

SLIM SASH WINDOW FACET V IN FINGER JOINTED REDWOOD



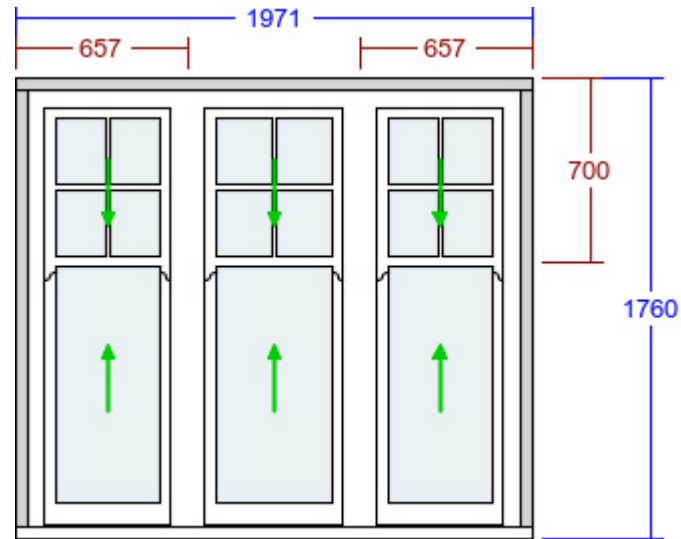
Quantity: 1

Style: T-31/0

Item Reference: GF South Bay Room 1

Quote Ref: 143/1 V1

Key Features:

A B 

Detailed Specification:

VIEWED FROM OUTSIDE.

Width (mm)	1971	Add On to Head	45mm (included in overall size)	Sash Horns	Top Sash
Height (mm)	1760	Add On to Left	45mm (included in overall size)	Sash Horn Style	Standard
Feature Mould	Bevel	Add On to Right	45mm (included in overall size)	Glass Pattern	Clear
Sash Style	Triple	Factory Fit Add Ons	Yes		
Box Depth	Slim - 149mm	Cill	Standard	Top Glass Type	4mm Annealed
Hanging Method	Hidden Spring	Cill Species	Finger Jointed Redwood	Bottom Glass Type	4mm Toughened
Slider Style	Sliding-Sliding-Sliding	Cill Horns	No	Top Sides Glass Type	4mm Annealed
Frame Width (mm)	65	Trickle Vents Required	No	Bottom Sides Glass Type	4mm Toughened
Frame Head Size (mm)	65	Swept Heads to Top Sash	No	Glazing Features	Astragal Squares
Mullion Liner Width (mm)	130	Swept Heads to Bottom Sash	No	Size of Bar	18mm
Equal Top and Bottom?	No	Window Board Required	No	D Handles	None
Meeting Rail Split (mm)	700	Window Board Groove	No	Hardware Colour	Polished Brass hook fastener
Internal Colour	Light Ivory (RAL 1015) (B)	Finishing Assembly	None	Limit Stop	No
External Colour	Signal White (RAL 9003) (A)	FSC Certified	Yes		

Item: 14

SLIM SASH WINDOW FACET W IN FINGER JOINTED REDWOOD



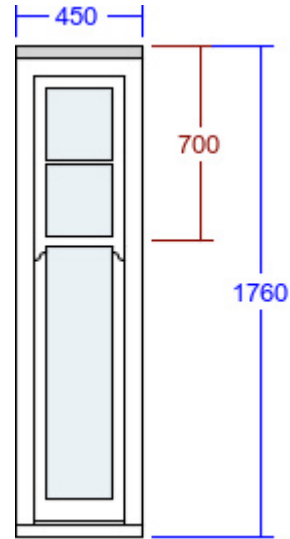
Quantity: 1

Style: 7/0

Item Reference: GF South Bay Room 1

Quote Ref: 143/1 V1

Key Features:

A B 

Detailed Specification:

VIEWED FROM OUTSIDE.

Width (mm)	450	Add On to Head	45mm (included in overall size)	Sash Horns	Top Sash
Height (mm)	1760	Add On to Left	None	Sash Horn Style	Standard
		Add On to Right	None		
Feature Mould	Bevel	Factory Fit Add Ons	Yes	Glass Pattern	Clear
Sash Style	Single				
Box Depth	Slim - 149mm	Cill	Standard	Top Glass Type	4mm Annealed
Hanging Method	Fixed	Cill Species	Finger Jointed Redwood	Bottom Glass Type	4mm Toughened
Frame Width (mm)	65	Cill Horns	No		
Frame Head Size (mm)	65			Glazing Features	Astragal Squares
Equal Top and Bottom?	No	Trickle Vents Required	No	Size of Bar	18mm
Meeting Rail Split (mm)	700				
		Swept Heads to Top Sash	No		
Internal Colour	Light Ivory (RAL 1015) (B)	Swept Heads to Bottom Sash	No		
External Colour	Signal White (RAL 9003) (A)				
		Window Board Required	No		
		Window Board Groove	No		
		Finishing Assembly	None		
		FSC Certified	Yes		

Notes: Unable to have 110 mm frame width due to width.

Item: 15

SLIM SASH WINDOW IN FINGER JOINTED REDWOOD



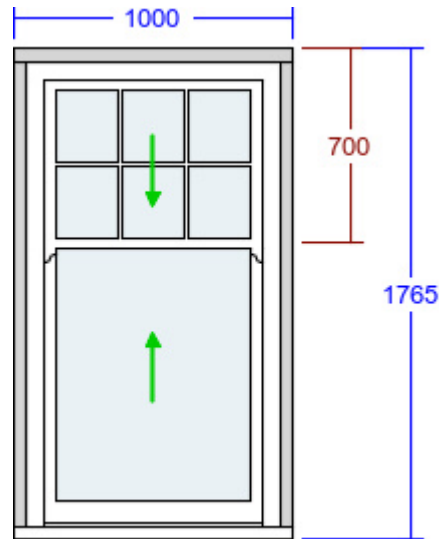
Quantity: 1

Style: 33/0

Item Reference: GF East Room 1

Quote Ref: 143/1 V1

Key Features:

A B 

Detailed Specification:

VIEWED FROM OUTSIDE.

Width (mm)	1000	Add On to Head	45mm (included in overall size)	Sash Horns	Top Sash
Height (mm)	1765	Add On to Left	45mm (included in overall size)	Sash Horn Style	Standard
		Add On to Right	45mm (included in overall size)		
Feature Mould	Bevel	Factory Fit Add Ons	Yes	Glass Pattern	Clear
Sash Style	Single				
Box Depth	Slim - 149mm	Cill	Standard	Top Glass Type	4mm Annealed
Hanging Method	Hidden Spring	Cill Species	Finger Jointed Redwood	Bottom Glass Type	4mm Toughened
Slider Style	Both	Cill Horns	No		
Frame Width (mm)	65			Glazing Features	Astragal Squares
Frame Head Size (mm)	65	Trickle Vents Required	No	Size of Bar	18mm
Equal Top and Bottom?	No				
Meeting Rail Split (mm)	700	Swept Heads to Top Sash	No	D Handles	None
		Swept Heads to Bottom Sash	No	Hardware Colour	Polished Brass hook fastener
Internal Colour	Light Ivory (RAL 1015) (B)			Limit Stop	No
External Colour	Signal White (RAL 9003) (A)	Window Board Required	No		
		Window Board Groove	No		
		Finishing Assembly	None		
		FSC Certified	Yes		

Item: 16

SLIM SASH WINDOW IN FINGER JOINTED REDWOOD



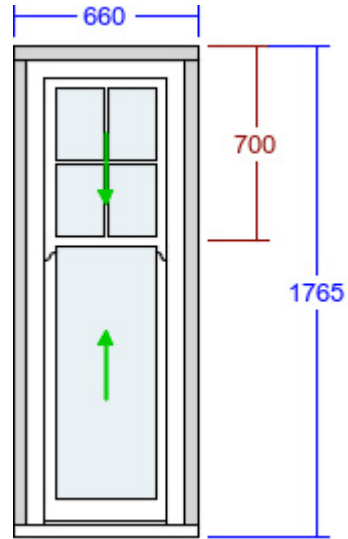
Quantity: 1

Style: 31/0

Item Reference: GF East Room 1 En suite

Quote Ref: 143/1 V1

Key Features:

A
B 

Detailed Specification:

VIEWED FROM OUTSIDE.

Width (mm)	660	Add On to Head	45mm (included in overall size)	Sash Horns	Top Sash
Height (mm)	1765	Add On to Left	45mm (included in overall size)	Sash Horn Style	Standard
		Add On to Right	45mm (included in overall size)		
Feature Mould	Bevel	Factory Fit Add Ons	Yes	Glass Pattern	Satinovo
Sash Style	Single				
Box Depth	Slim - 149mm	Cill	Standard	Top Glass Type	4mm Annealed
Hanging Method	Hidden Spring	Cill Species	Finger Jointed Redwood	Bottom Glass Type	4mm Toughened
Slider Style	Both	Cill Horns	No		
Frame Width (mm)	65			Glazing Features	Astragal Squares
Frame Head Size (mm)	65	Trickle Vents Required	No	Size of Bar	18mm
Equal Top and Bottom?	No				
Meeting Rail Split (mm)	700	Swept Heads to Top Sash	No	D Handles	None
		Swept Heads to Bottom Sash	No	Hardware Colour	Polished Brass hook fastener
Internal Colour	Light Ivory (RAL 1015) (B)			Limit Stop	No
External Colour	Signal White (RAL 9003) (A)	Window Board Required	No		
		Window Board Groove	No		
		Finishing Assembly	None		
		FSC Certified	Yes		

Item: 17

BAY WINDOW



Quantity: 1

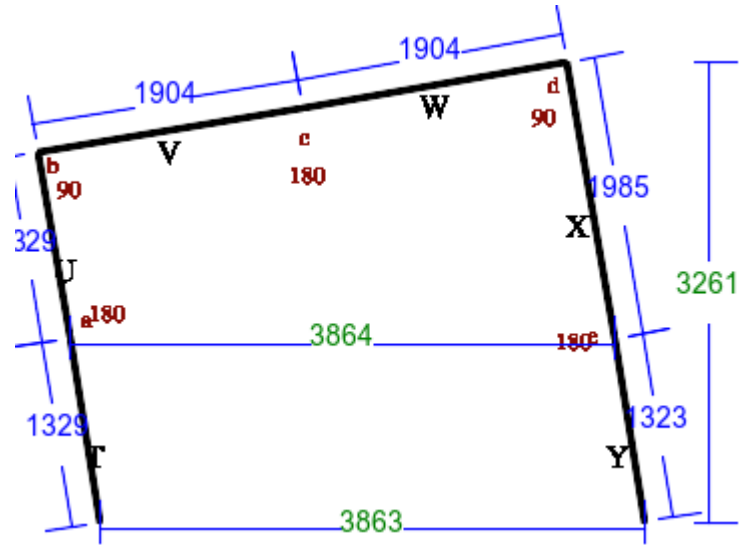
Style: Integrated

Item Reference: Extension

Quote Ref: 143/1 V1

Angles:

- a 180°
- b 90°
- c 180°
- d 90°
- e 180°



Detailed Specification:

Notes: No bay between T & U No post between V & W No post between X & Y External dimensions of facets T & Y 2830 mm External dimensions of facets V & W 4150 mm External dimensions of facets X & Y 3480 mm

Item: 17

SLIM SASH WINDOW FACET T IN FINGER JOINTED REDWOOD



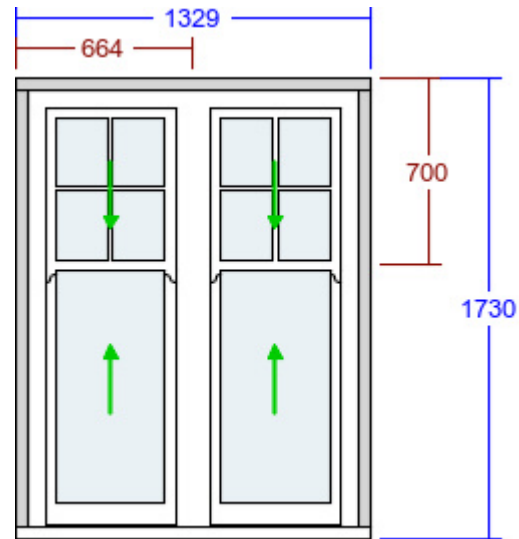
Quantity: 1

Style: D-31/0

Item Reference: Extension

Quote Ref: 143/1 V1

Key Features:

A B 

Detailed Specification:

VIEWED FROM OUTSIDE.

Width (mm)	1329	Add On to Head	45mm (included in overall size)	Sash Horns	Top Sash
Height (mm)	1730	Add On to Left	45mm (included in overall size)	Sash Horn Style	Standard
Feature Mould	Bevel	Add On to Right	45mm (included in overall size)	Glass Pattern	Clear
Sash Style	Double	Factory Fit Add Ons	Yes		
Box Depth	Slim - 149mm	Cill	239mm (included in overall ht)	Top Glass Type	4mm Annealed
Hanging Method	Hidden Spring	Cill Species	Finger Jointed Redwood	Bottom Glass Type	4mm Toughened
Slider Style	Both-Both	Cill Horns	No	Glazing Features	Astragal Squares
Frame Width (mm)	65	Trickle Vents Required	No	Size of Bar	18mm
Frame Head Size (mm)	65	Swept Heads to Top Sash	No	D Handles	None
Mullion Liner Width (mm)	130	Swept Heads to Bottom Sash	No	Hardware Colour	Polished Brass hook fastener
Equal Top and Bottom?	No			Limit Stop	No
Meeting Rail Split (mm)	700				
Internal Colour	Light Ivory (RAL 1015) (B)	Window Board Required	No		
External Colour	Signal White (RAL 9003) (A)	Window Board Groove	No		
		Finishing Assembly	None		
		FSC Certified	Yes		

Item: 17

SLIM SASH WINDOW FACET U IN FINGER JOINTED REDWOOD



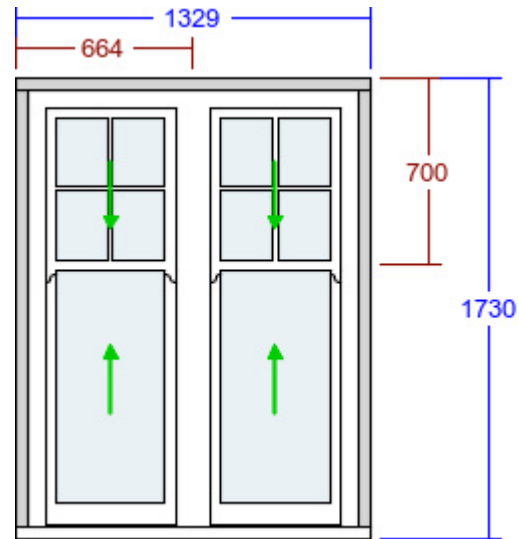
Quantity: 1

Style: D-31/0

Item Reference: Extension

Quote Ref: 143/1 V1

Key Features:

A B 

Detailed Specification:

VIEWED FROM OUTSIDE.

Width (mm)	1329	Add On to Head	45mm (included in overall size)	Sash Horns	Top Sash
Height (mm)	1730	Add On to Left	45mm (included in overall size)	Sash Horn Style	Standard
Feature Mould	Bevel	Add On to Right	45mm (included in overall size)	Glass Pattern	Clear
Sash Style	Double	Factory Fit Add Ons	Yes		
Box Depth	Slim - 149mm	Cill	239mm (included in overall ht)	Top Glass Type	4mm Annealed
Hanging Method	Hidden Spring	Cill Species	Finger Jointed Redwood	Bottom Glass Type	4mm Toughened
Slider Style	Both-Both	Cill Horns	No	Glazing Features	Astragal Squares
Frame Width (mm)	65	Trickle Vents Required	No	Size of Bar	18mm
Frame Head Size (mm)	65	Swept Heads to Top Sash	No	D Handles	None
Mullion Liner Width (mm)	130	Swept Heads to Bottom Sash	No	Hardware Colour	Polished Brass hook fastener
Equal Top and Bottom?	No			Limit Stop	No
Meeting Rail Split (mm)	700				
Internal Colour	Light Ivory (RAL 1015) (B)	Window Board Required	No		
External Colour	Signal White (RAL 9003) (A)	Window Board Groove	No		
		Finishing Assembly	None		
		FSC Certified	Yes		

Item: 17

SLIM SASH WINDOW FACET V IN FINGER JOINTED REDWOOD



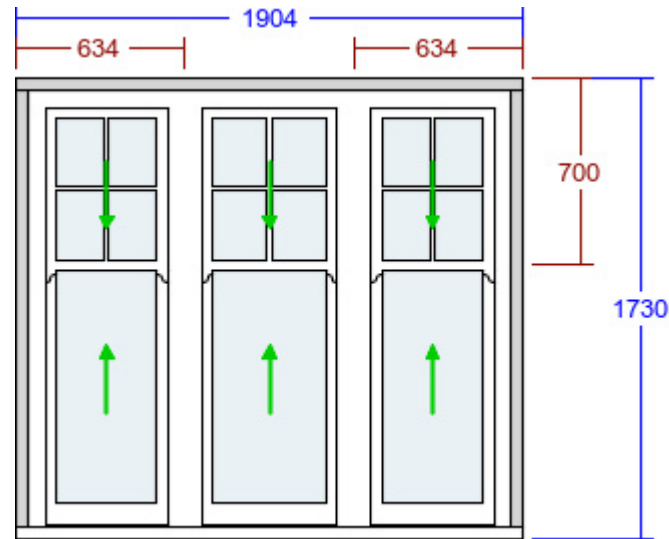
Quantity: 1

Style: T-31/0

Item Reference: Extension

Quote Ref: 143/1 V1

Key Features:

A B 

Detailed Specification:

VIEWED FROM OUTSIDE.

Width (mm)	1904	Add On to Head	45mm (included in overall size)	Sash Horns	Top Sash
Height (mm)	1730	Add On to Left	45mm (included in overall size)	Sash Horn Style	Standard
Feature Mould	Bevel	Add On to Right	45mm (included in overall size)	Glass Pattern	Clear
Sash Style	Triple	Factory Fit Add Ons	Yes		
Box Depth	Slim - 149mm	Cill	239mm (included in overall ht)	Top Glass Type	4mm Annealed
Hanging Method	Hidden Spring	Cill Species	Finger Jointed Redwood	Bottom Glass Type	4mm Toughened
Slider Style	Sliding-Sliding-Sliding	Cill Horns	No	Top Sides Glass Type	4mm Annealed
Frame Width (mm)	65	Trickle Vents Required	No	Bottom Sides Glass Type	4mm Toughened
Frame Head Size (mm)	65			Glazing Features	Astragal Squares
Mullion Liner Width (mm)	130	Swept Heads to Top Sash	No	Size of Bar	18mm
Equal Top and Bottom?	No	Swept Heads to Bottom Sash	No	D Handles	None
Meeting Rail Split (mm)	700			Hardware Colour	Polished Brass hook fastener
Internal Colour	Light Ivory (RAL 1015) (B)	Window Board Required	No	Limit Stop	No
External Colour	Signal White (RAL 9003) (A)	Window Board Groove	No		
		Finishing Assembly	None		
		FSC Certified	Yes		

Item: 17

SLIM SASH WINDOW FACET W IN FINGER JOINTED REDWOOD



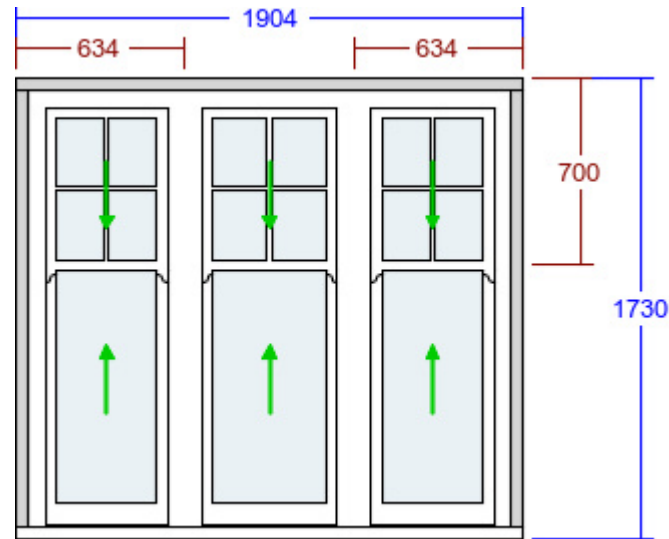
Quantity: 1

Style: T-31/0

Item Reference: Extension

Quote Ref: 143/1 V1

Key Features:

A B 

Detailed Specification:

VIEWED FROM OUTSIDE.

Width (mm)	1904	Add On to Head	45mm (included in overall size)	Sash Horns	Top Sash
Height (mm)	1730	Add On to Left	45mm (included in overall size)	Sash Horn Style	Standard
Feature Mould	Bevel	Add On to Right	45mm (included in overall size)	Glass Pattern	Clear
Sash Style	Triple	Factory Fit Add Ons	Yes		
Box Depth	Slim - 149mm	Cill	239mm (included in overall ht)	Top Glass Type	4mm Annealed
Hanging Method	Hidden Spring	Cill Species	Finger Jointed Redwood	Bottom Glass Type	4mm Toughened
Slider Style	Sliding-Sliding-Sliding	Cill Horns	No	Top Sides Glass Type	4mm Annealed
Frame Width (mm)	65	Trickle Vents Required	No	Bottom Sides Glass Type	4mm Toughened
Frame Head Size (mm)	65			Glazing Features	Astragal Squares
Mullion Liner Width (mm)	130	Swept Heads to Top Sash	No	Size of Bar	18mm
Equal Top and Bottom?	No	Swept Heads to Bottom Sash	No		
Meeting Rail Split (mm)	700			D Handles	None
Internal Colour	Light Ivory (RAL 1015) (B)	Window Board Required	No	Hardware Colour	Polished Brass hook fastener
External Colour	Signal White (RAL 9003) (A)	Window Board Groove	No	Limit Stop	No
		Finishing Assembly	None		
		FSC Certified	Yes		

Item: 17

SLIM SASH WINDOW FACET X IN FINGER JOINTED REDWOOD



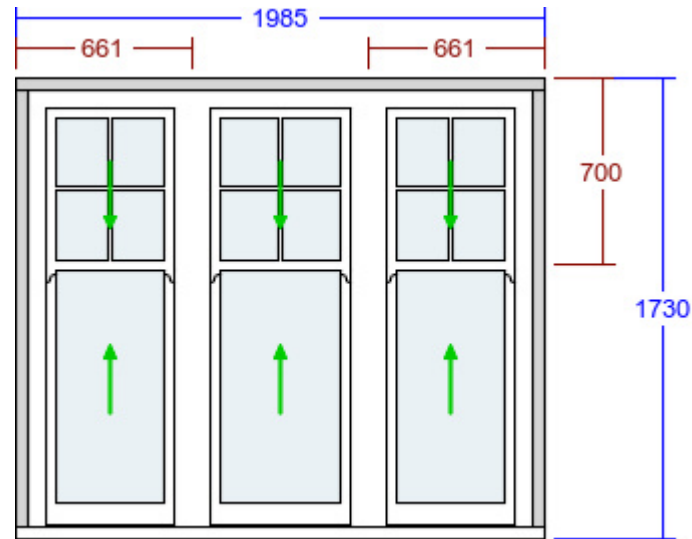
Quantity: 1

Style: T-31/0

Item Reference: Extension

Quote Ref: 143/1 V1

Key Features:

A B 

Detailed Specification:

VIEWED FROM OUTSIDE.

Width (mm)	1985	Add On to Head	45mm (included in overall size)	Sash Horns	Top Sash
Height (mm)	1730	Add On to Left	45mm (included in overall size)	Sash Horn Style	Standard
Feature Mould	Bevel	Add On to Right	45mm (included in overall size)	Glass Pattern	Clear
Sash Style	Triple	Factory Fit Add Ons	Yes		
Box Depth	Slim - 149mm	Cill	239mm (included in overall ht)	Top Glass Type	4mm Annealed
Hanging Method	Hidden Spring	Cill Species	Finger Jointed Redwood	Bottom Glass Type	4mm Toughened
Slider Style	Sliding-Sliding-Sliding	Cill Horns	No	Top Sides Glass Type	4mm Annealed
Frame Width (mm)	65	Trickle Vents Required	No	Bottom Sides Glass Type	4mm Toughened
Frame Head Size (mm)	65			Glazing Features	Astragal Squares
Mullion Liner Width (mm)	130	Swept Heads to Top Sash	No	Size of Bar	18mm
Equal Top and Bottom?	No	Swept Heads to Bottom Sash	No	D Handles	None
Meeting Rail Split (mm)	700			Hardware Colour	Polished Brass hook fastener
Internal Colour	Light Ivory (RAL 1015) (B)	Window Board Required	No	Limit Stop	No
External Colour	Signal White (RAL 9003) (A)	Window Board Groove	No		
		Finishing Assembly	None		
		FSC Certified	Yes		

Item: 18

ENTRANCE DOOR IN FINGER JOINTED REDWOOD



Quantity: 1

Style: OUT-A-Framlingham

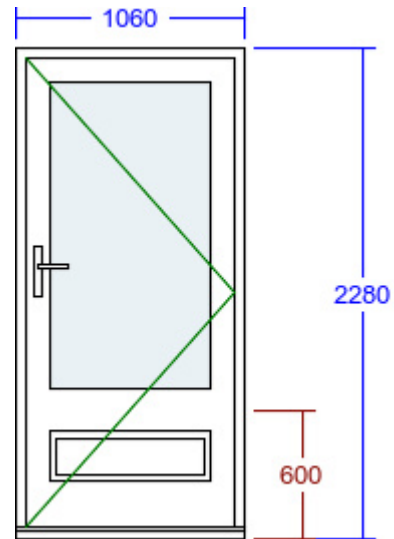
Item Reference: Extension

Quote Ref: 143/1 V1

Key Features:

A

B



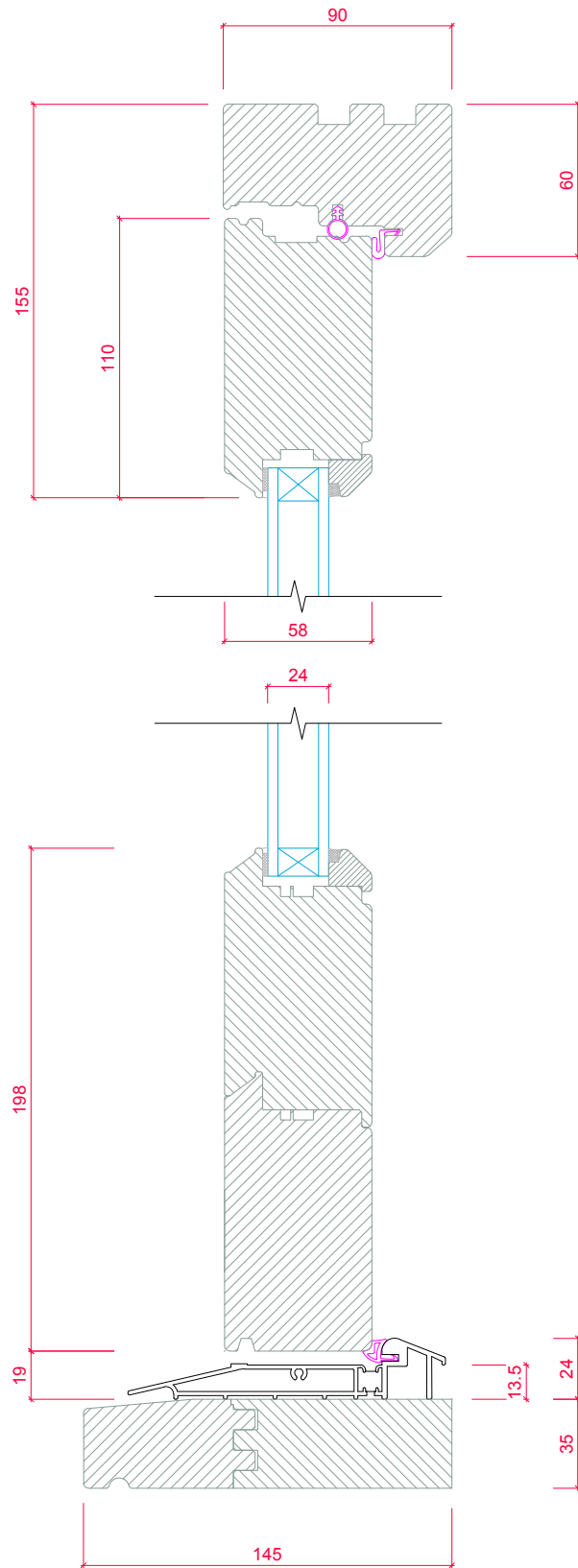
DRAWING NOTES: VIEWED FROM OUTSIDE. ARROW DENOTES HINGE POSITION.

DRAWINGS DO NOT DEPICT KNOCKERS, SPY HOLES, SECURITY CHAINS OR DOORKNOBS. REFER TO BROCHURE FOR FULL GLAZING CONFIGURATIONS.

Detailed Specification:

Overall Width (mm)	1060	Head Drip	None	Door Sash Glass Pattern	Clear
Overall Height (mm)	2280			Glass Type	4mm Toughened
Frame Head Size	60mm	Cill Type	Projecting Cill		
Stiles & Rails	110mm	Cill	145mm x 35mm (inc. in overall ht)	Door Panel(s)	Raised & Fielded
		Cill Horns	No		
Feature Mould	Bevel	Cill Species	Finger Jointed Redwood	Door Sash Glazing Features	None
Mid-Rail Height (mm)	600	Factory Fit Cill	Yes		
				Door Handle	Chatsworth - Brass Lever/Lever (Kaba)
Hinge Side	Right	Add Ons Required	No	Door Knocker	No
Door Opens	Out			Letterbox	None
Door Sash Style	Framlingham	Trickle Vents Required	No	Security Chain	None
				Thumb Turn Required	Yes (Kaba)
Internal Colour	Light Ivory (RAL 1015) (B)	Threshold Board Required	No		
External Colour	Signal White (RAL 9003) (A)			FSC Certified	Yes
		Hinge Colour	Brass		
		Threshold Colour	Gold		
		External Access	Yes		

Notes: Midrail height to line through with sash window



Optimal Door - Open Out
Feature Mould: Bevel
Vertical Section
Standard Threshold with 145mm x 35mm Projecting Cill

Item: 19

SLIM SASH WINDOW IN FINGER JOINTED REDWOOD



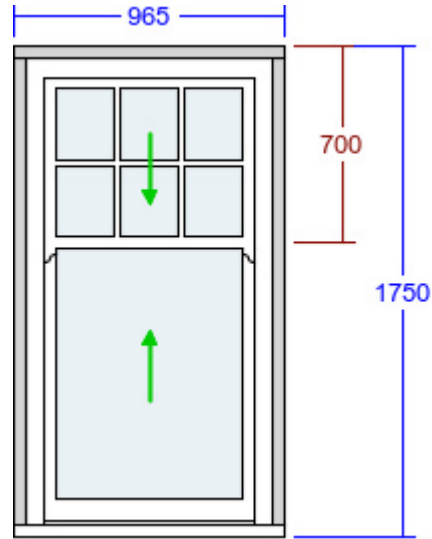
Quantity: 1

Style: 33/0

Item Reference: GF East

Quote Ref: 143/1 V1

Key Features:

A B 

Detailed Specification:

VIEWED FROM OUTSIDE.

Width (mm)	965	Add On to Head	45mm (included in overall size)	Sash Horns	Top Sash
Height (mm)	1750	Add On to Left	45mm (included in overall size)	Sash Horn Style	Standard
		Add On to Right	45mm (included in overall size)		
Feature Mould	Bevel	Factory Fit Add Ons	Yes	Glass Pattern	Clear
Sash Style	Single				
Box Depth	Slim - 149mm	Cill	Standard	Top Glass Type	4mm Annealed
Hanging Method	Hidden Spring	Cill Species	Finger Jointed Redwood	Bottom Glass Type	4mm Toughened
Slider Style	Both	Cill Horns	No		
Frame Width (mm)	65			Glazing Features	Astragal Squares
Frame Head Size (mm)	65	Trickle Vents Required	No	Size of Bar	18mm
Equal Top and Bottom?	No				
Meeting Rail Split (mm)	700	Swept Heads to Top Sash	No	D Handles	None
		Swept Heads to Bottom Sash	No	Hardware Colour	Polished Brass hook fastener
Internal Colour	Light Ivory (RAL 1015) (B)			Limit Stop	No
External Colour	Signal White (RAL 9003) (A)	Window Board Required	No		
		Window Board Groove	No		
		Finishing Assembly	None		
		FSC Certified	Yes		

Item: 21

SLIM SASH WINDOW IN FINGER JOINTED REDWOOD



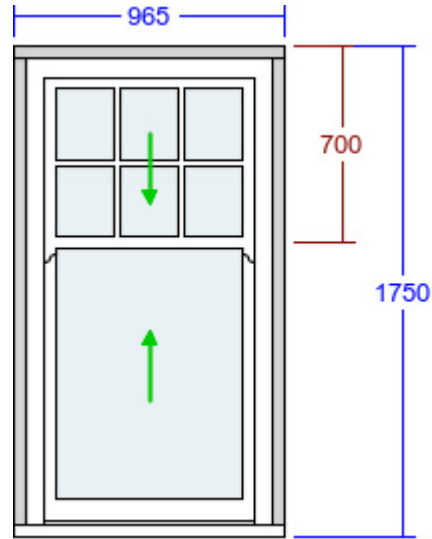
Quantity: 1

Style: 33/0

Item Reference: GF North

Quote Ref: 143/1 V1

Key Features:

A B 

Detailed Specification:

VIEWED FROM OUTSIDE.

Width (mm)	965	Add On to Head	45mm (included in overall size)	Sash Horns	Top Sash
Height (mm)	1750	Add On to Left	45mm (included in overall size)	Sash Horn Style	Standard
Feature Mould	Bevel	Add On to Right	45mm (included in overall size)	Glass Pattern	Clear
Sash Style	Single	Factory Fit Add Ons	Yes		
Box Depth	Slim - 149mm	Cill	Standard	Top Glass Type	4mm Annealed
Hanging Method	Hidden Spring	Cill Species	Finger Jointed Redwood	Bottom Glass Type	4mm Toughened
Slider Style	Both	Cill Horns	No	Glazing Features	Astragal Squares
Frame Width (mm)	65	Trickle Vents Required	No	Size of Bar	18mm
Frame Head Size (mm)	65	Swept Heads to Top Sash	No	D Handles	None
Equal Top and Bottom?	No	Swept Heads to Bottom Sash	No	Hardware Colour	Polished Brass hook fastener
Meeting Rail Split (mm)	700	Window Board Required	No	Limit Stop	No
Internal Colour	Light Ivory (RAL 1015) (B)	Window Board Groove	No		
External Colour	Signal White (RAL 9003) (A)	Finishing Assembly	None		
		FSC Certified	Yes		

Item: 22

SLIM SASH WINDOW IN FINGER JOINTED REDWOOD



Quantity: 1

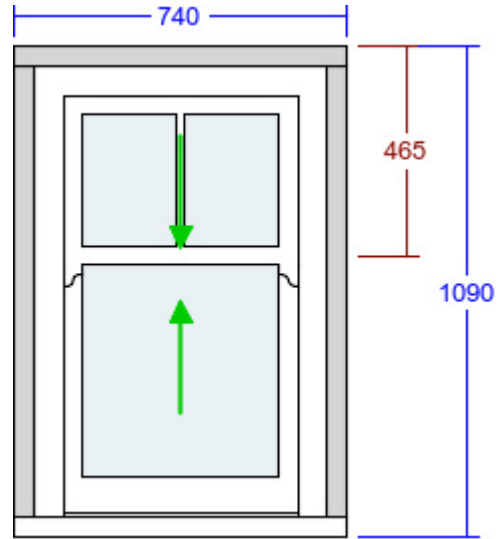
Style: 1/0

Item Reference: GF North WC

Quote Ref: 143/1 V1

Key Features:

- A
- B



Detailed Specification:

VIEWED FROM OUTSIDE.

Width (mm)	740	Add On to Head	45mm (included in overall size)	Sash Horns	Top Sash
Height (mm)	1090	Add On to Left	45mm (included in overall size)	Sash Horn Style	Standard
Feature Mould	Bevel	Add On to Right	45mm (included in overall size)	Glass Pattern	Satinovo
Sash Style	Single	Factory Fit Add Ons	Yes		
Box Depth	Slim - 149mm	Cill	Standard	Top Glass Type	4mm Annealed
Hanging Method	Hidden Spring	Cill Species	Finger Jointed Redwood	Bottom Glass Type	4mm Annealed
Slider Style	Both	Cill Horns	No	Glazing Features	Astragal Squares
Frame Width (mm)	65	Trickle Vents Required	No	Size of Bar	18mm
Frame Head Size (mm)	65	Swept Heads to Top Sash	No	D Handles	None
Equal Top and Bottom?	No	Swept Heads to Bottom Sash	No	Hardware Colour	Polished Brass hook fastener
Meeting Rail Split (mm)	465	Window Board Required	No	Limit Stop	No
Internal Colour	Light Ivory (RAL 1015) (B)	Window Board Groove	No		
External Colour	Signal White (RAL 9003) (A)	Finishing Assembly	None		
		FSC Certified	Yes		

Item: 24

SLIM SASH WINDOW IN FINGER JOINTED REDWOOD



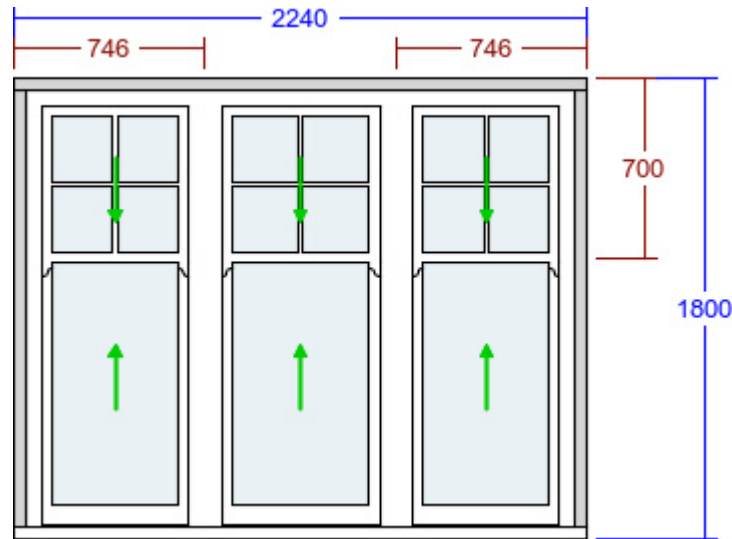
Quantity: 1

Style: T-31/0

Item Reference: GF North

Quote Ref: 143/1 V1

Key Features:

A B 

Detailed Specification:

VIEWED FROM OUTSIDE.

Width (mm)	2240	Add On to Head	45mm (included in overall size)	Sash Horns	Top Sash
Height (mm)	1800	Add On to Left	45mm (included in overall size)	Sash Horn Style	Standard
Feature Mould	Bevel	Add On to Right	45mm (included in overall size)	Glass Pattern	Satinovo
Sash Style	Triple	Factory Fit Add Ons	Yes		
Box Depth	Slim - 149mm	Cill	Standard	Top Glass Type	4mm Annealed
Hanging Method	Hidden Spring	Cill Species	Finger Jointed Redwood	Bottom Glass Type	4mm Toughened
Slider Style	Sliding-Sliding-Sliding	Cill Horns	No	Top Sides Glass Type	4mm Annealed
Frame Width (mm)	65	Trickle Vents Required	No	Bottom Sides Glass Type	4mm Toughened
Frame Head Size (mm)	65	Swept Heads to Top Sash	No	Glazing Features	Astragal Squares
Mullion Liner Width (mm)	130	Swept Heads to Bottom Sash	No	Size of Bar	18mm
Equal Top and Bottom?	No	Window Board Required	No	D Handles	None
Meeting Rail Split (mm)	700	Window Board Groove	No	Hardware Colour	Polished Brass hook fastener
Internal Colour	Light Ivory (RAL 1015) (B)	Finishing Assembly	None	Limit Stop	No
External Colour	Signal White (RAL 9003) (A)	FSC Certified	Yes		

Item: 25

SLIM SASH WINDOW IN FINGER JOINTED REDWOOD



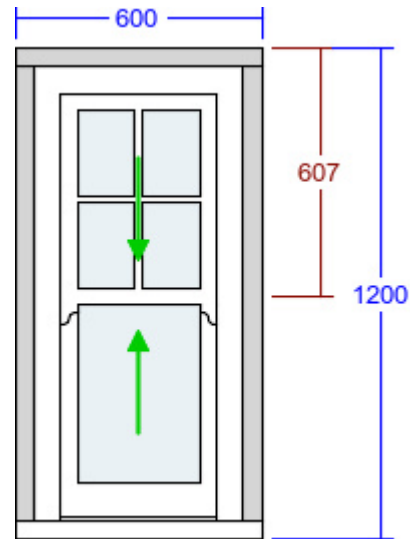
Quantity: 1

Style: 31/0

Item Reference: GF North Kitchen

Quote Ref: 143/1 V1

Key Features:

A B 

Detailed Specification:

VIEWED FROM OUTSIDE.

Width (mm)	600	Add On to Head	45mm (included in overall size)	Sash Horns	Top Sash
Height (mm)	1200	Add On to Left	45mm (included in overall size)	Sash Horn Style	Standard
		Add On to Right	45mm (included in overall size)		
Feature Mould	Bevel	Factory Fit Add Ons	Yes	Glass Pattern	Clear
Sash Style	Single				
Box Depth	Slim - 149mm	Cill	Standard	Glass Type	4mm Annealed
Hanging Method	Hidden Spring	Cill Species	Finger Jointed Redwood	Glazing Features	Astragal Squares
Slider Style	Both	Cill Horns	No	Size of Bar	18mm
Frame Width (mm)	65	Trickle Vents Required	No	D Handles	None
Frame Head Size (mm)	65			Hardware Colour	Polished Brass hook fastener
Equal Top and Bottom?	Yes	Swept Heads to Top Sash	No	Limit Stop	No
Egress Compliance	Not Fire Escape Compliant	Swept Heads to Bottom Sash	No		
Internal Colour	Light Ivory (RAL 1015) (B)	Window Board Required	No		
External Colour	Signal White (RAL 9003) (A)	Window Board Groove	No		
		Finishing Assembly	None		
		FSC Certified	Yes		

Notes: *Spencer has not measured this item.*

Item: 26

SLIM SASH WINDOW IN FINGER JOINTED REDWOOD



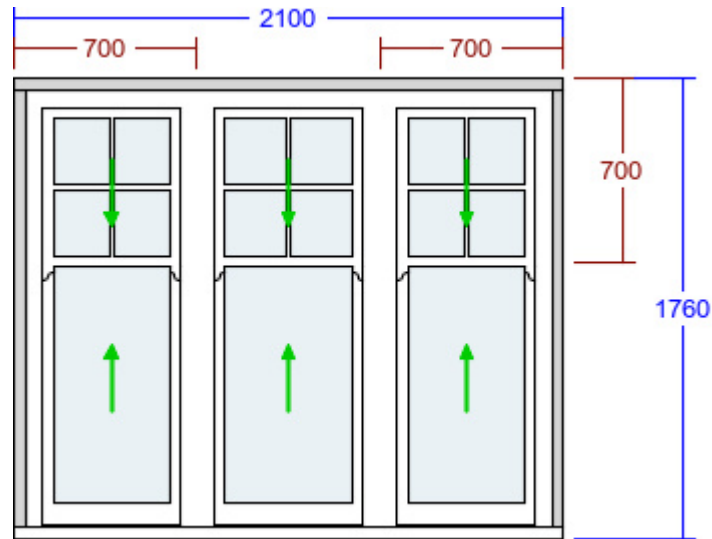
Quantity: 1

Style: T-31/0

Item Reference: GF West Kitchen

Quote Ref: 143/1 V1

Key Features:

A B 

Detailed Specification:

VIEWED FROM OUTSIDE.

Width (mm)	2100	Add On to Head	45mm (included in overall size)	Sash Horns	Top Sash
Height (mm)	1760	Add On to Left	45mm (included in overall size)	Sash Horn Style	Standard
Feature Mould	Bevel	Add On to Right	45mm (included in overall size)	Glass Pattern	Satinovo
Sash Style	Triple	Factory Fit Add Ons	Yes		
Box Depth	Slim - 149mm	Cill	Standard	Top Glass Type	4mm Annealed
Hanging Method	Hidden Spring	Cill Species	Finger Jointed Redwood	Bottom Glass Type	4mm Toughened
Slider Style	Sliding-Sliding-Sliding	Cill Horns	No	Top Sides Glass Type	4mm Annealed
Frame Width (mm)	65	Trickle Vents Required	No	Bottom Sides Glass Type	4mm Toughened
Frame Head Size (mm)	65	Swept Heads to Top Sash	No	Glazing Features	Astragal Squares
Mullion Liner Width (mm)	130	Swept Heads to Bottom Sash	No	Size of Bar	18mm
Equal Top and Bottom?	No	Window Board Required	No	D Handles	None
Meeting Rail Split (mm)	700	Window Board Groove	No	Hardware Colour	Polished Brass hook fastener
Internal Colour	Light Ivory (RAL 1015) (B)	Finishing Assembly	None	Limit Stop	No
External Colour	Signal White (RAL 9003) (A)	FSC Certified	Yes		

Item: 27

SLIM SASH WINDOW IN FINGER JOINTED REDWOOD



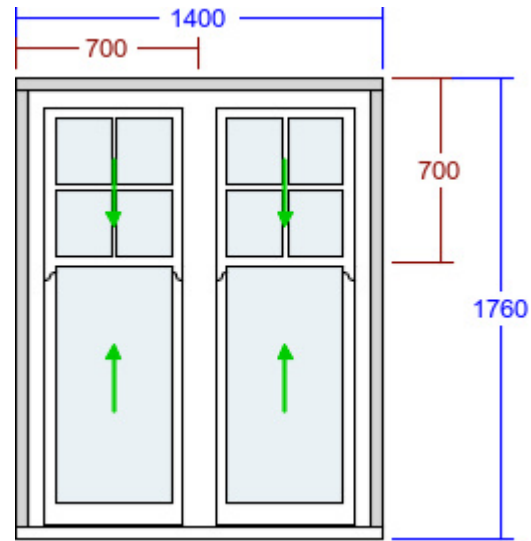
Quantity: 1

Style: D-31/0

Item Reference: GF West Reception

Quote Ref: 143/1 V1

Key Features:

A B 

Detailed Specification:

VIEWED FROM OUTSIDE.

Width (mm)	1400	Add On to Head	45mm (included in overall size)	Sash Horns	Top Sash
Height (mm)	1760	Add On to Left	45mm (included in overall size)	Sash Horn Style	Standard
Feature Mould	Bevel	Add On to Right	45mm (included in overall size)	Glass Pattern	Clear
Sash Style	Double	Factory Fit Add Ons	Yes		
Box Depth	Slim - 149mm	Cill	Standard	Top Glass Type	4mm Annealed
Hanging Method	Hidden Spring	Cill Species	Finger Jointed Redwood	Bottom Glass Type	4mm Toughened
Slider Style	Both-Both	Cill Horns	No	Glazing Features	Astragal Squares
Frame Width (mm)	65	Trickle Vents Required	No	Size of Bar	18mm
Frame Head Size (mm)	65	Swept Heads to Top Sash	No	D Handles	None
Mullion Liner Width (mm)	130	Swept Heads to Bottom Sash	No	Hardware Colour	Polished Brass hook fastener
Equal Top and Bottom?	No			Limit Stop	No
Meeting Rail Split (mm)	700	Window Board Required	No		
Internal Colour	Light Ivory (RAL 1015) (B)	Window Board Groove	No		
External Colour	Signal White (RAL 9003) (A)	Finishing Assembly	None		
		FSC Certified	Yes		

Item: 28

SLIM SASH WINDOW IN FINGER JOINTED REDWOOD



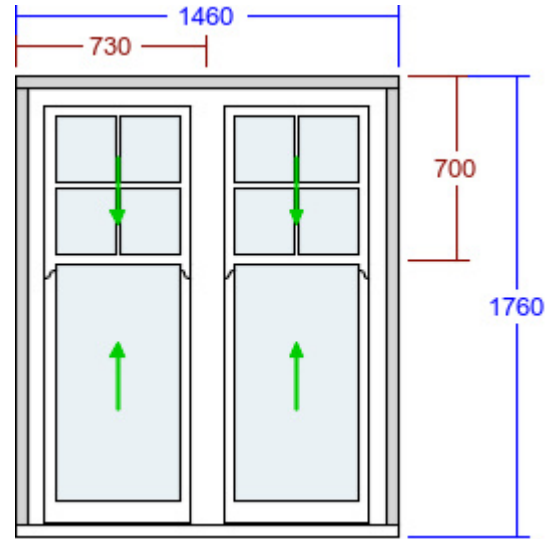
Quantity: 1

Style: D-31/0

Item Reference: FF West Room 8

Quote Ref: 143/1 V1

Key Features:

A B 

Detailed Specification:

VIEWED FROM OUTSIDE.

Width (mm)	1460	Add On to Head	45mm (included in overall size)	Sash Horns	Top Sash
Height (mm)	1760	Add On to Left	45mm (included in overall size)	Sash Horn Style	Standard
		Add On to Right	45mm (included in overall size)		
Feature Mould	Bevel	Factory Fit Add Ons	Yes	Glass Pattern	Clear
Sash Style	Double				
Box Depth	Slim - 149mm	Cill	Standard	Top Glass Type	4mm Annealed
Hanging Method	Hidden Spring	Cill Species	Finger Jointed Redwood	Bottom Glass Type	4mm Toughened
Slider Style	Both-Both	Cill Horns	No		
Frame Width (mm)	65			Glazing Features	Astragal Squares
Frame Head Size (mm)	65	Trickle Vents Required	No	Size of Bar	18mm
Mullion Liner Width (mm)	130				
Equal Top and Bottom?	No	Swept Heads to Top Sash	No	D Handles	None
Meeting Rail Split (mm)	700	Swept Heads to Bottom Sash	No	Hardware Colour	Polished Brass hook fastener
				Limit Stop	No
Internal Colour	Light Ivory (RAL 1015) (B)	Window Board Required	No		
External Colour	Signal White (RAL 9003) (A)	Window Board Groove	No		
		Finishing Assembly	None		
		FSC Certified	Yes		

Item: 29

SLIM SASH WINDOW IN FINGER JOINTED REDWOOD



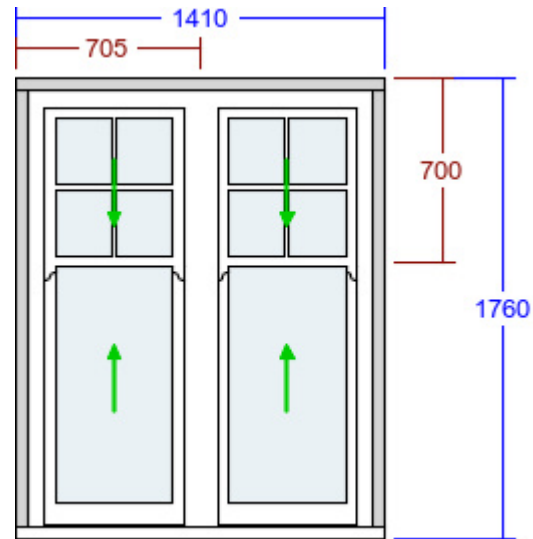
Quantity: 1

Style: D-31/0

Item Reference: FF West Room 7

Quote Ref: 143/1 V1

Key Features:

A B 

Detailed Specification:

VIEWED FROM OUTSIDE.

Width (mm)	1410	Add On to Head	45mm (included in overall size)	Sash Horns	Top Sash
Height (mm)	1760	Add On to Left	45mm (included in overall size)	Sash Horn Style	Standard
Feature Mould	Bevel	Add On to Right	45mm (included in overall size)	Glass Pattern	Clear
Sash Style	Double	Factory Fit Add Ons	Yes		
Box Depth	Slim - 149mm	Cill	Standard	Top Glass Type	4mm Annealed
Hanging Method	Hidden Spring	Cill Species	Finger Jointed Redwood	Bottom Glass Type	4mm Toughened
Slider Style	Both-Both	Cill Horns	No	Glazing Features	Astragal Squares
Frame Width (mm)	65	Trickle Vents Required	No	Size of Bar	18mm
Frame Head Size (mm)	65	Swept Heads to Top Sash	No	D Handles	None
Mullion Liner Width (mm)	130	Swept Heads to Bottom Sash	No	Hardware Colour	Polished Brass hook fastener
Equal Top and Bottom?	No			Limit Stop	No
Meeting Rail Split (mm)	700				
Internal Colour	Light Ivory (RAL 1015) (B)	Window Board Required	No		
External Colour	Signal White (RAL 9003) (A)	Window Board Groove	No		
		Finishing Assembly	None		
		FSC Certified	Yes		

Item: 30

SLIM SASH WINDOW IN FINGER JOINTED REDWOOD



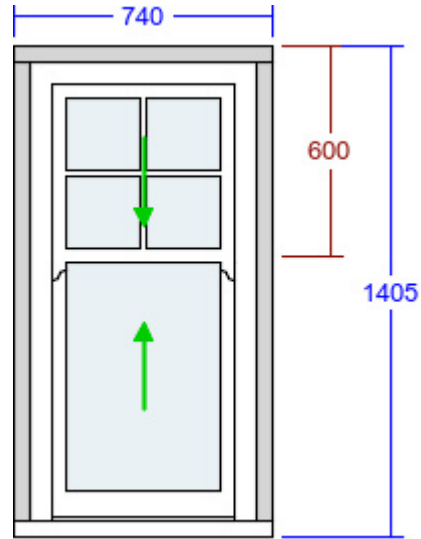
Quantity: 1

Style: 31/0

Item Reference: FF West Room 7 En suite

Quote Ref: 143/1 V1

Key Features:

A B 

Detailed Specification:

VIEWED FROM OUTSIDE.

Width (mm)	740	Add On to Head	45mm (included in overall size)	Sash Horns	Top Sash
Height (mm)	1405	Add On to Left	45mm (included in overall size)	Sash Horn Style	Standard
Feature Mould	Bevel	Add On to Right	45mm (included in overall size)	Glass Pattern	Clear
Sash Style	Single	Factory Fit Add Ons	Yes		
Box Depth	Slim - 149mm	Cill	Standard	Top Glass Type	4mm Annealed
Hanging Method	Hidden Spring	Cill Species	Finger Jointed Redwood	Bottom Glass Type	4mm Annealed
Slider Style	Both	Cill Horns	No	Glazing Features	Astragal Squares
Frame Width (mm)	65	Trickle Vents Required	No	Size of Bar	18mm
Frame Head Size (mm)	65	Swept Heads to Top Sash	No	D Handles	None
Equal Top and Bottom?	No	Swept Heads to Bottom Sash	No	Hardware Colour	Polished Brass hook fastener
Meeting Rail Split (mm)	600	Window Board Required	No	Limit Stop	No
Internal Colour	Light Ivory (RAL 1015) (B)	Window Board Groove	No		
External Colour	Signal White (RAL 9003) (A)	Finishing Assembly	None		
		FSC Certified	Yes		

Item: 31

SLIM SASH WINDOW IN FINGER JOINTED REDWOOD



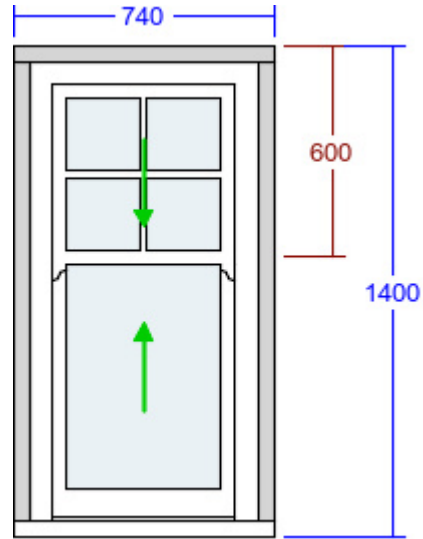
Quantity: 1

Style: 31/0

Item Reference: FF West Room 6 En suite

Quote Ref: 143/1 V1

Key Features:

A B 

Detailed Specification:

VIEWED FROM OUTSIDE.

Width (mm)	740	Add On to Head	45mm (included in overall size)	Sash Horns	Top Sash
Height (mm)	1400	Add On to Left	45mm (included in overall size)	Sash Horn Style	Standard
		Add On to Right	45mm (included in overall size)		
Feature Mould	Bevel	Factory Fit Add Ons	Yes	Top Glass Pattern	Clear
Sash Style	Single			Bottom Glass Pattern	Satinovo
Box Depth	Slim - 149mm	Cill	Standard		
Hanging Method	Hidden Spring	Cill Species	Finger Jointed Redwood	Top Glass Type	4mm Annealed
Slider Style	Both	Cill Horns	No	Bottom Glass Type	4mm Annealed
Frame Width (mm)	65				
Frame Head Size (mm)	65	Trickle Vents Required	No	Glazing Features	Astragal Squares
Equal Top and Bottom?	No			Size of Bar	18mm
Meeting Rail Split (mm)	600	Swept Heads to Top Sash	No	D Handles	None
		Swept Heads to Bottom Sash	No	Hardware Colour	Polished Brass hook fastener
Internal Colour	Light Ivory (RAL 1015) (B)	Window Board Required	No	Limit Stop	No
External Colour	Signal White (RAL 9003) (A)	Window Board Groove	No		
		Finishing Assembly	None		
		FSC Certified	Yes		

Item: 32

SLIM SASH WINDOW IN FINGER JOINTED REDWOOD



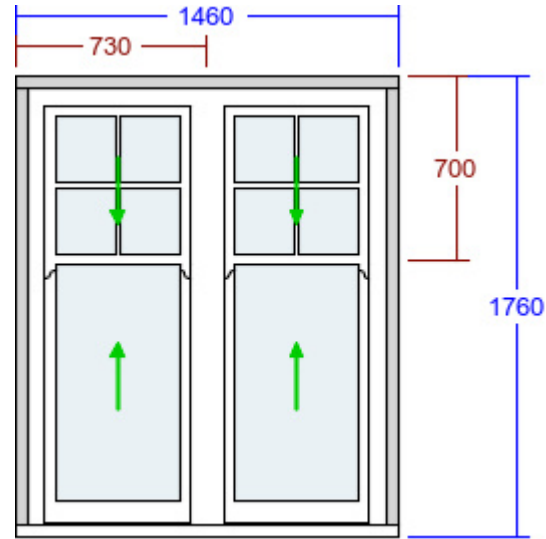
Quantity: 1

Style: D-31/0

Item Reference: FF West Room 6

Quote Ref: 143/1 V1

Key Features:

A B 

Detailed Specification:

VIEWED FROM OUTSIDE.

Width (mm)	1460	Add On to Head	45mm (included in overall size)	Sash Horns	Top Sash
Height (mm)	1760	Add On to Left	45mm (included in overall size)	Sash Horn Style	Standard
		Add On to Right	45mm (included in overall size)		
Feature Mould	Bevel	Factory Fit Add Ons	Yes	Glass Pattern	Clear
Sash Style	Double				
Box Depth	Slim - 149mm	Cill	Standard	Top Glass Type	4mm Annealed
Hanging Method	Hidden Spring	Cill Species	Finger Jointed Redwood	Bottom Glass Type	4mm Toughened
Slider Style	Both-Both	Cill Horns	No		
Frame Width (mm)	65			Glazing Features	Astragal Squares
Frame Head Size (mm)	65	Trickle Vents Required	No	Size of Bar	18mm
Mullion Liner Width (mm)	130				
Equal Top and Bottom?	No	Swept Heads to Top Sash	No	D Handles	None
Meeting Rail Split (mm)	700	Swept Heads to Bottom Sash	No	Hardware Colour	Polished Brass hook fastener
				Limit Stop	No
Internal Colour	Light Ivory (RAL 1015) (B)	Window Board Required	No		
External Colour	Signal White (RAL 9003) (A)	Window Board Groove	No		
		Finishing Assembly	None		
		FSC Certified	Yes		

Item: 33

BAY WINDOW



Quantity: 1

Style: Integrated

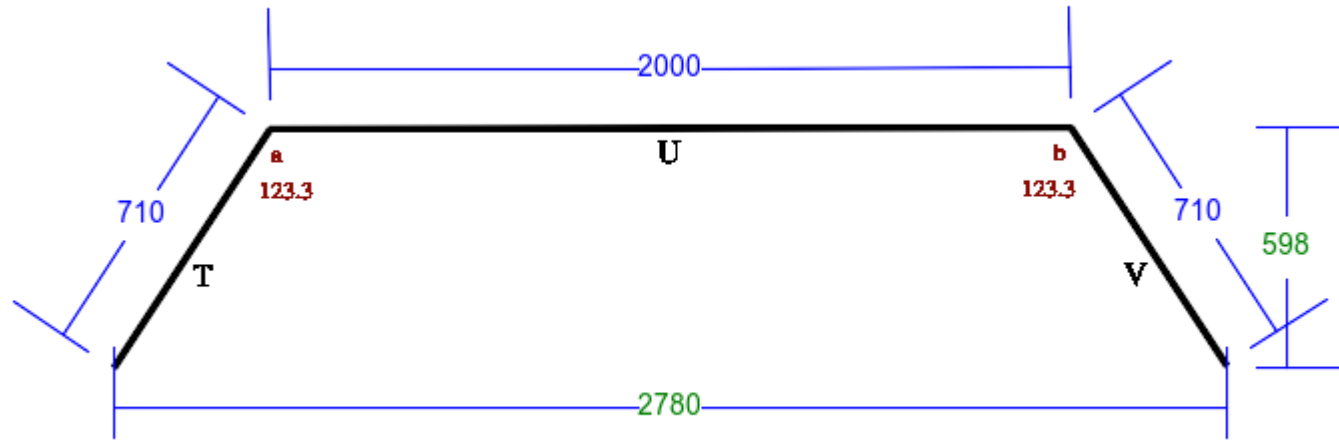
Item Reference: FF South Bay Room 6

Quote Ref: 143/1 V1

Angles:

a 123.3°

b 123.3°



Detailed Specification:

Item: 33

SLIM SASH WINDOW FACET T IN FINGER JOINTED REDWOOD



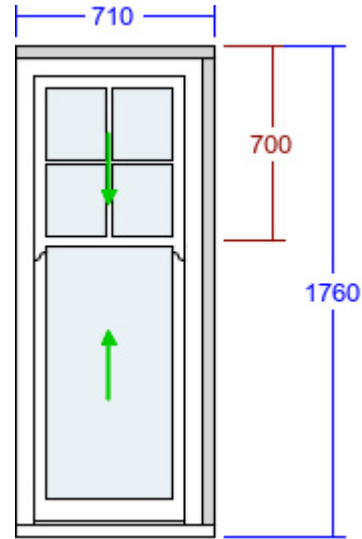
Quantity: 1

Style: 31/0

Item Reference: FF South Bay Room 6

Quote Ref: 143/1 V1

Key Features:

A
B 

Detailed Specification:

VIEWED FROM OUTSIDE.

Width (mm)	710	Add On to Head	45mm (included in overall size)	Sash Horns	Top Sash
Height (mm)	1760	Add On to Left	None	Sash Horn Style	Standard
Feature Mould	Bevel	Add On to Right	45mm (included in overall size)	Glass Pattern	Clear
Sash Style	Single	Factory Fit Add Ons	Yes		
Box Depth	Slim - 149mm	Cill	203mm (included in overall ht)	Top Glass Type	4mm Annealed
Hanging Method	Hidden Spring	Cill Species	Finger Jointed Redwood	Bottom Glass Type	4mm Toughened
Slider Style	Both	Cill Horns	No	Glazing Features	Astragal Squares
Frame Width (mm)	65	Trickle Vents Required	No	Size of Bar	18mm
Frame Head Size (mm)	65	Swept Heads to Top Sash	No	D Handles	None
Equal Top and Bottom?	No	Swept Heads to Bottom Sash	No	Hardware Colour	Polished Brass hook fastener
Meeting Rail Split (mm)	700	Window Board Required	No	Limit Stop	No
Internal Colour	Light Ivory (RAL 1015) (B)	Window Board Groove	No		
External Colour	Signal White (RAL 9003) (A)	Finishing Assembly	None		
		FSC Certified	Yes		

Item: 33

SLIM SASH WINDOW FACET U IN FINGER JOINTED REDWOOD



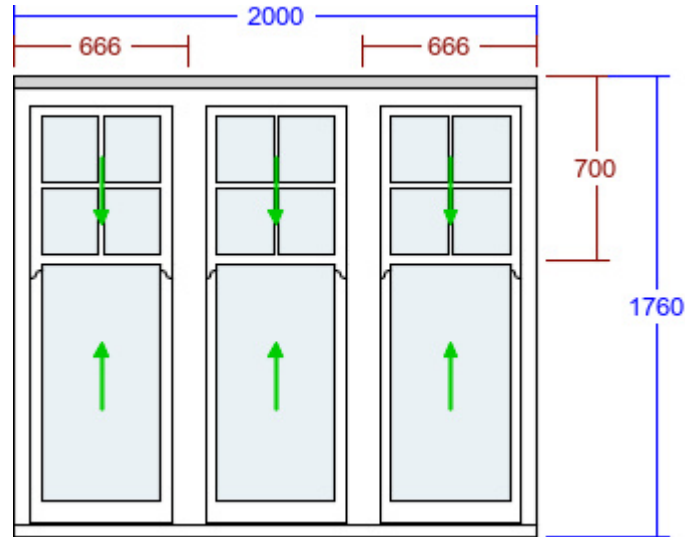
Quantity: 1

Style: T-31/0

Item Reference: FF South Bay Room 6

Quote Ref: 143/1 V1

Key Features:

A B 

Detailed Specification:

VIEWED FROM OUTSIDE.

Width (mm)	2000	Add On to Head	45mm (included in overall size)	Sash Horns	Top Sash
Height (mm)	1760	Add On to Left	None	Sash Horn Style	Standard
Feature Mould	Bevel	Add On to Right	None	Glass Pattern	Clear
Sash Style	Triple	Factory Fit Add Ons	Yes		
Box Depth	Slim - 149mm	Cill	203mm (included in overall ht)	Top Glass Type	4mm Annealed
Hanging Method	Hidden Spring	Cill Species	Finger Jointed Redwood	Bottom Glass Type	4mm Toughened
Slider Style	Sliding-Sliding-Sliding	Cill Horns	No	Top Sides Glass Type	4mm Annealed
Frame Width (mm)	65	Trickle Vents Required	No	Bottom Sides Glass Type	4mm Toughened
Frame Head Size (mm)	65			Glazing Features	Astragal Squares
Mullion Liner Width (mm)	130	Swept Heads to Top Sash	No	Size of Bar	18mm
Equal Top and Bottom?	No	Swept Heads to Bottom Sash	No		
Meeting Rail Split (mm)	700			D Handles	None
Internal Colour	Light Ivory (RAL 1015) (B)	Window Board Required	No	Hardware Colour	Polished Brass hook fastener
External Colour	Signal White (RAL 9003) (A)	Window Board Groove	No	Limit Stop	No
		Finishing Assembly	None		
		FSC Certified	Yes		

Item: 33

SLIM SASH WINDOW FACET V IN FINGER JOINTED REDWOOD



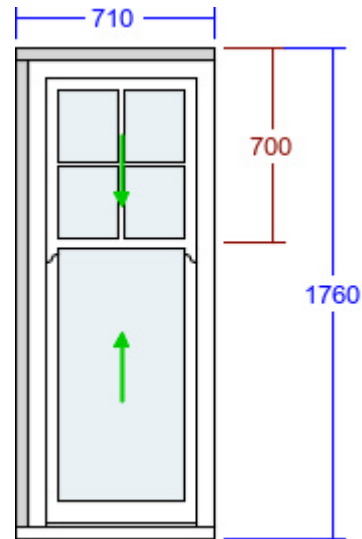
Quantity: 1

Style: 31/0

Item Reference: FF South Bay Room 6

Quote Ref: 143/1 V1

Key Features:

A B 

Detailed Specification:

VIEWED FROM OUTSIDE.

Width (mm)	710	Add On to Head	45mm (included in overall size)	Sash Horns	Top Sash
Height (mm)	1760	Add On to Left	45mm (included in overall size)	Sash Horn Style	Standard
		Add On to Right	None		
Feature Mould	Bevel	Factory Fit Add Ons	Yes	Glass Pattern	Clear
Sash Style	Single				
Box Depth	Slim - 149mm	Cill	203mm (included in overall ht)	Top Glass Type	4mm Annealed
Hanging Method	Hidden Spring	Cill Species	Finger Jointed Redwood	Bottom Glass Type	4mm Toughened
Slider Style	Both	Cill Horns	No		
Frame Width (mm)	65			Glazing Features	Astragal Squares
Frame Head Size (mm)	65	Trickle Vents Required	No	Size of Bar	18mm
Equal Top and Bottom?	No				
Meeting Rail Split (mm)	700	Swept Heads to Top Sash	No	D Handles	None
		Swept Heads to Bottom Sash	No	Hardware Colour	Polished Brass hook fastener
Internal Colour	Light Ivory (RAL 1015) (B)			Limit Stop	No
External Colour	Signal White (RAL 9003) (A)	Window Board Required	No		
		Window Board Groove	No		
		Finishing Assembly	None		
		FSC Certified	Yes		

Item: 35

SLIM SASH WINDOW IN FINGER JOINTED REDWOOD



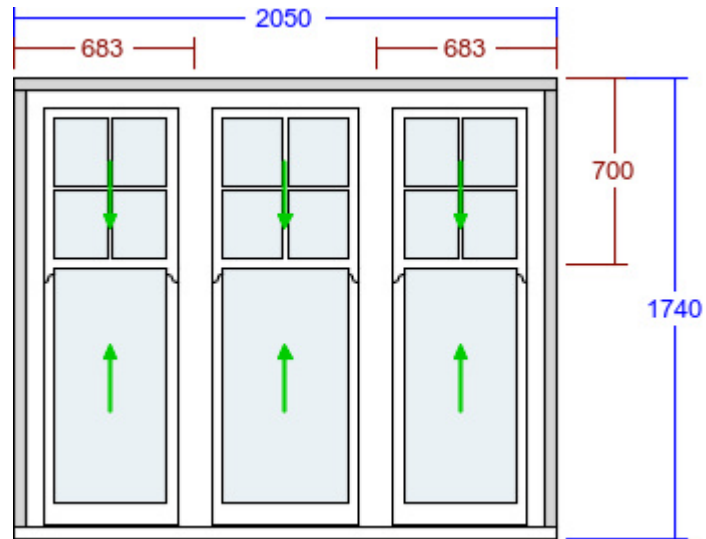
Quantity: 1

Style: T-31/0

Item Reference: FF South Room 4

Quote Ref: 143/1 V1

Key Features:

A B 

Detailed Specification:

VIEWED FROM OUTSIDE.

Width (mm)	2050	Add On to Head	45mm (included in overall size)	Sash Horns	Top Sash
Height (mm)	1740	Add On to Left	45mm (included in overall size)	Sash Horn Style	Standard
Feature Mould	Bevel	Add On to Right	45mm (included in overall size)	Glass Pattern	Clear
Sash Style	Triple	Factory Fit Add Ons	Yes		
Box Depth	Slim - 149mm	Cill	Standard	Top Glass Type	4mm Annealed
Hanging Method	Hidden Spring	Cill Species	Finger Jointed Redwood	Bottom Glass Type	4mm Toughened
Slider Style	Sliding-Sliding-Sliding	Cill Horns	No	Top Sides Glass Type	4mm Annealed
Frame Width (mm)	65	Trickle Vents Required	No	Bottom Sides Glass Type	4mm Toughened
Frame Head Size (mm)	65			Glazing Features	Astragal Squares
Mullion Liner Width (mm)	130	Swept Heads to Top Sash	No	Size of Bar	18mm
Equal Top and Bottom?	No	Swept Heads to Bottom Sash	No		
Meeting Rail Split (mm)	700			D Handles	None
Internal Colour	Light Ivory (RAL 1015) (B)	Window Board Required	No	Hardware Colour	Polished Brass hook fastener
External Colour	Signal White (RAL 9003) (A)	Window Board Groove	No	Limit Stop	No
		Finishing Assembly	None		
		FSC Certified	Yes		

Item: 36

SLIM SASH WINDOW IN FINGER JOINTED REDWOOD



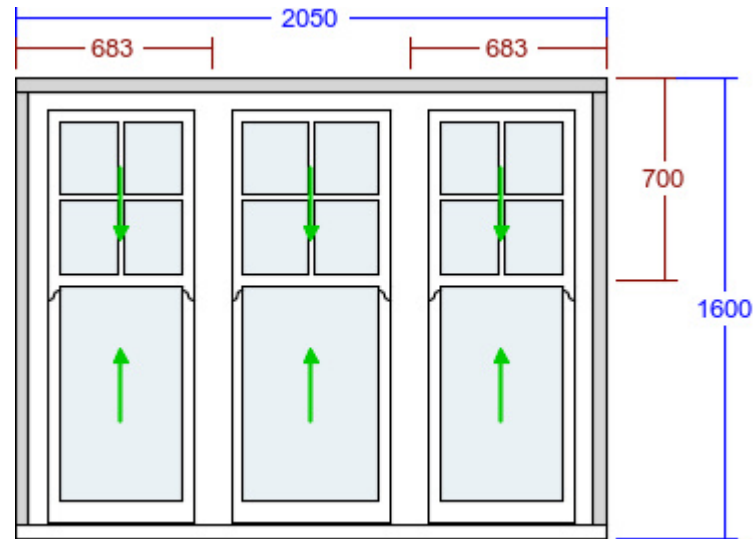
Quantity: 1

Style: T-31/0

Item Reference: FF South Stairs

Quote Ref: 143/1 V1

Key Features:

A B 

Detailed Specification:

VIEWED FROM OUTSIDE.

Width (mm)	2050	Add On to Head	45mm (included in overall size)	Sash Horns	Top Sash
Height (mm)	1600	Add On to Left	45mm (included in overall size)	Sash Horn Style	Standard
Feature Mould	Bevel	Add On to Right	45mm (included in overall size)	Glass Pattern	Clear
Sash Style	Triple	Factory Fit Add Ons	Yes		
Box Depth	Slim - 149mm	Cill	Standard	Top Glass Type	4mm Annealed
Hanging Method	Hidden Spring	Cill Species	Finger Jointed Redwood	Bottom Glass Type	4mm Toughened
Slider Style	Sliding-Sliding-Sliding	Cill Horns	No	Top Sides Glass Type	4mm Annealed
Frame Width (mm)	65	Trickle Vents Required	No	Bottom Sides Glass Type	4mm Toughened
Frame Head Size (mm)	65			Glazing Features	Astragal Squares
Mullion Liner Width (mm)	130	Swept Heads to Top Sash	No	Size of Bar	18mm
Equal Top and Bottom?	No	Swept Heads to Bottom Sash	No	D Handles	None
Meeting Rail Split (mm)	700			Hardware Colour	Polished Brass hook fastener
Internal Colour	Light Ivory (RAL 1015) (B)	Window Board Required	No	Limit Stop	No
External Colour	Signal White (RAL 9003) (A)	Window Board Groove	No		
		Finishing Assembly	None		
		FSC Certified	Yes		

Item: 37

BAY WINDOW



Quantity: 1

Style: Integrated

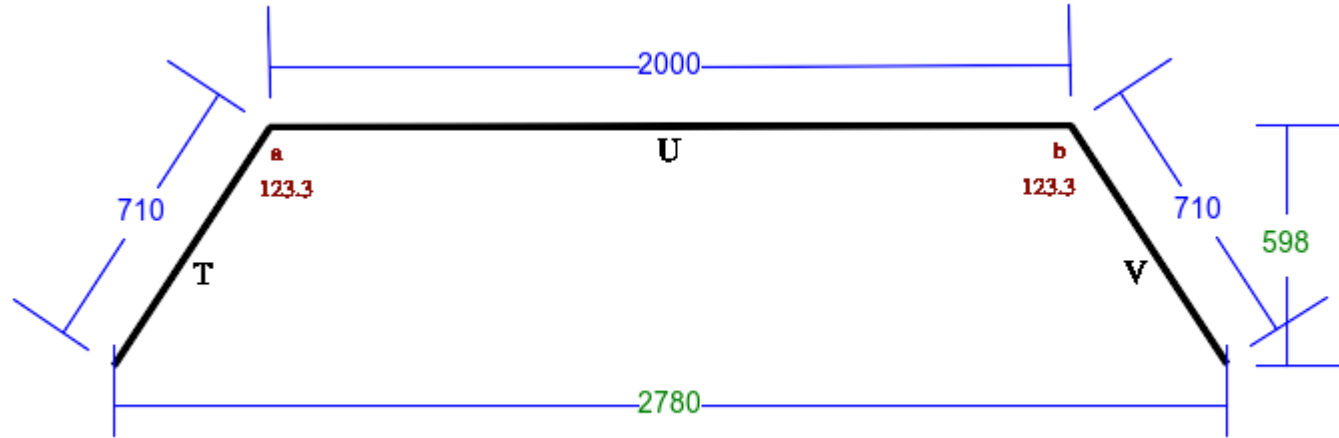
Item Reference: FF South Bay Room 2

Quote Ref: 143/1 V1

Angles:

a 123.3°

b 123.3°



Detailed Specification:

Item: 37

SLIM SASH WINDOW FACET T IN FINGER JOINTED REDWOOD



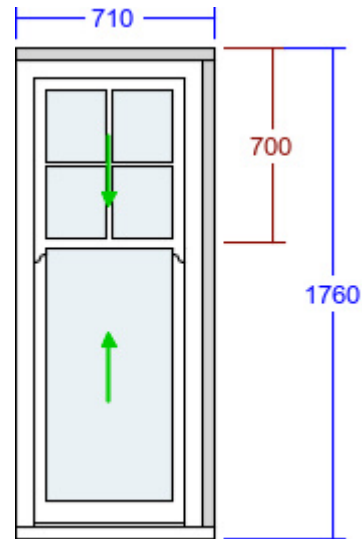
Quantity: 1

Style: 31/0

Item Reference: FF South Bay Room 2

Quote Ref: 143/1 V1

Key Features:

A B 

Detailed Specification:

VIEWED FROM OUTSIDE.

Width (mm)	710	Add On to Head	45mm (included in overall size)	Sash Horns	Top Sash
Height (mm)	1760	Add On to Left	None	Sash Horn Style	Standard
		Add On to Right	45mm (included in overall size)		
Feature Mould	Bevel	Factory Fit Add Ons	Yes	Glass Pattern	Clear
Sash Style	Single				
Box Depth	Slim - 149mm	Cill	203mm (included in overall ht)	Top Glass Type	4mm Annealed
Hanging Method	Hidden Spring	Cill Species	Finger Jointed Redwood	Bottom Glass Type	4mm Toughened
Slider Style	Both	Cill Horns	No		
Frame Width (mm)	65			Glazing Features	Astragal Squares
Frame Head Size (mm)	65	Trickle Vents Required	No	Size of Bar	18mm
Equal Top and Bottom?	No				
Meeting Rail Split (mm)	700	Swept Heads to Top Sash	No	D Handles	None
		Swept Heads to Bottom Sash	No	Hardware Colour	Polished Brass hook fastener
Internal Colour	Light Ivory (RAL 1015) (B)			Limit Stop	No
External Colour	Signal White (RAL 9003) (A)	Window Board Required	No		
		Window Board Groove	No		
		Finishing Assembly	None		
		FSC Certified	Yes		

Item: 37

SLIM SASH WINDOW FACET U IN FINGER JOINTED REDWOOD



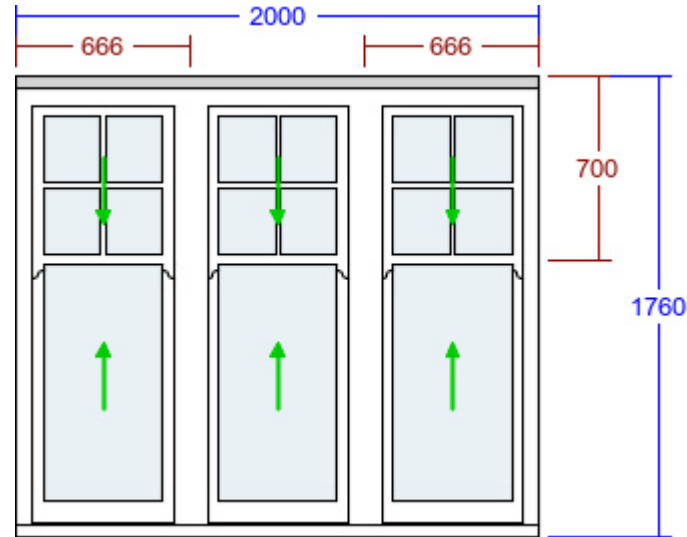
Quantity: 1

Style: T-31/0

Item Reference: FF South Bay Room 2

Quote Ref: 143/1 V1

Key Features:

A B 

Detailed Specification:

VIEWED FROM OUTSIDE.

Width (mm)	2000	Add On to Head	45mm (included in overall size)	Sash Horns	Top Sash
Height (mm)	1760	Add On to Left	None	Sash Horn Style	Standard
Feature Mould	Bevel	Add On to Right	None	Glass Pattern	Clear
Sash Style	Triple	Factory Fit Add Ons	Yes		
Box Depth	Slim - 149mm	Cill	203mm (included in overall ht)	Top Glass Type	4mm Annealed
Hanging Method	Hidden Spring	Cill Species	Finger Jointed Redwood	Bottom Glass Type	4mm Toughened
Slider Style	Sliding-Sliding-Sliding	Cill Horns	No	Top Sides Glass Type	4mm Annealed
Frame Width (mm)	65	Trickle Vents Required	No	Bottom Sides Glass Type	4mm Toughened
Frame Head Size (mm)	65			Glazing Features	Astragal Squares
Mullion Liner Width (mm)	130	Swept Heads to Top Sash	No	Size of Bar	18mm
Equal Top and Bottom?	No	Swept Heads to Bottom Sash	No		
Meeting Rail Split (mm)	700			D Handles	None
Internal Colour	Light Ivory (RAL 1015) (B)	Window Board Required	No	Hardware Colour	Polished Brass hook fastener
External Colour	Signal White (RAL 9003) (A)	Window Board Groove	No	Limit Stop	No
		Finishing Assembly	None		
		FSC Certified	Yes		

Item: 37

SLIM SASH WINDOW FACET V IN FINGER JOINTED REDWOOD



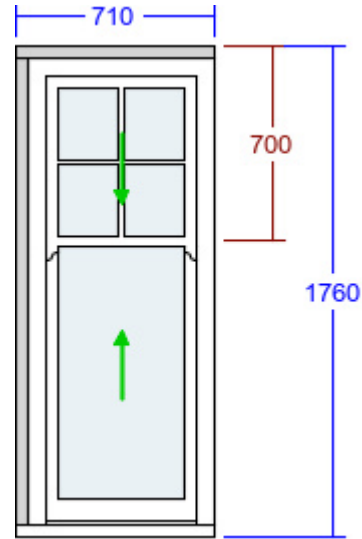
Quantity: 1

Style: 31/0

Item Reference: FF South Bay Room 2

Quote Ref: 143/1 V1

Key Features:

A B 

Detailed Specification:

VIEWED FROM OUTSIDE.

Width (mm)	710	Add On to Head	45mm (included in overall size)	Sash Horns	Top Sash
Height (mm)	1760	Add On to Left	45mm (included in overall size)	Sash Horn Style	Standard
		Add On to Right	None		
Feature Mould	Bevel	Factory Fit Add Ons	Yes	Glass Pattern	Clear
Sash Style	Single				
Box Depth	Slim - 149mm	Cill	203mm (included in overall ht)	Top Glass Type	4mm Annealed
Hanging Method	Hidden Spring	Cill Species	Finger Jointed Redwood	Bottom Glass Type	4mm Toughened
Slider Style	Both	Cill Horns	No		
Frame Width (mm)	65			Glazing Features	Astragal Squares
Frame Head Size (mm)	65	Trickle Vents Required	No	Size of Bar	18mm
Equal Top and Bottom?	No				
Meeting Rail Split (mm)	700	Swept Heads to Top Sash	No	D Handles	None
		Swept Heads to Bottom Sash	No	Hardware Colour	Polished Brass hook fastener
Internal Colour	Light Ivory (RAL 1015) (B)			Limit Stop	No
External Colour	Signal White (RAL 9003) (A)	Window Board Required	No		
		Window Board Groove	No		
		Finishing Assembly	None		
		FSC Certified	Yes		

Item: 40

SLIM SASH WINDOW IN FINGER JOINTED REDWOOD



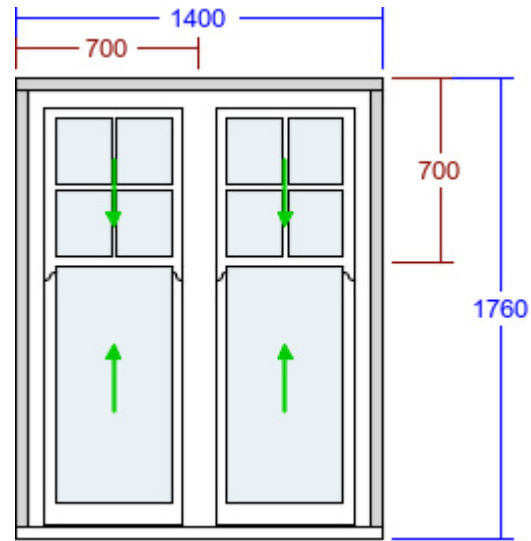
Quantity: 1

Style: D-31/0

Item Reference: FF East Room 3

Quote Ref: 143/1 V1

Key Features:

A B 

Detailed Specification:

VIEWED FROM OUTSIDE.

Width (mm)	1400	Add On to Head	45mm (included in overall size)	Sash Horns	Top Sash
Height (mm)	1760	Add On to Left	45mm (included in overall size)	Sash Horn Style	Standard
Feature Mould	Bevel	Add On to Right	45mm (included in overall size)	Glass Pattern	Clear
Sash Style	Double	Factory Fit Add Ons	Yes		
Box Depth	Slim - 149mm	Cill	Standard	Top Glass Type	4mm Annealed
Hanging Method	Hidden Spring	Cill Species	Finger Jointed Redwood	Bottom Glass Type	4mm Toughened
Slider Style	Both-Both	Cill Horns	No	Glazing Features	Astragal Squares
Frame Width (mm)	65	Trickle Vents Required	No	Size of Bar	18mm
Frame Head Size (mm)	65	Swept Heads to Top Sash	No	D Handles	None
Mullion Liner Width (mm)	130	Swept Heads to Bottom Sash	No	Hardware Colour	Polished Brass hook fastener
Equal Top and Bottom?	No	Window Board Required	No	Limit Stop	No
Meeting Rail Split (mm)	700	Window Board Groove	No		
Internal Colour	Light Ivory (RAL 1015) (B)	Finishing Assembly	None		
External Colour	Signal White (RAL 9003) (A)	FSC Certified	Yes		

Item: 41

SLIM SASH WINDOW IN FINGER JOINTED REDWOOD



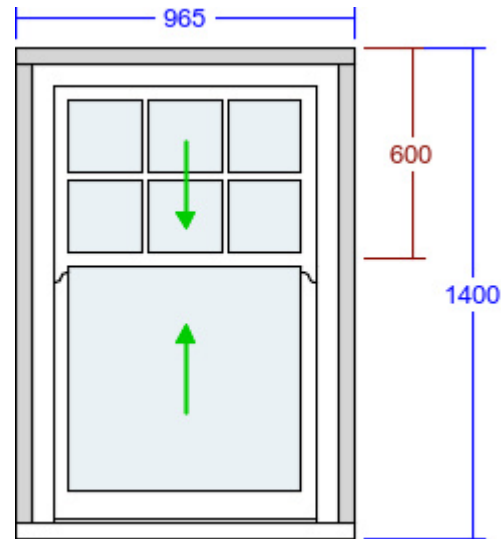
Quantity: 1

Style: 33/0

Item Reference: FF East Room 3

Quote Ref: 143/1 V1

Key Features:

A B 

Detailed Specification:

VIEWED FROM OUTSIDE.

Width (mm)	965	Add On to Head	45mm (included in overall size)	Sash Horns	Top Sash
Height (mm)	1400	Add On to Left	45mm (included in overall size)	Sash Horn Style	Standard
Feature Mould	Bevel	Add On to Right	45mm (included in overall size)	Glass Pattern	Clear
Sash Style	Single	Factory Fit Add Ons	Yes		
Box Depth	Slim - 149mm	Cill	Standard	Top Glass Type	4mm Annealed
Hanging Method	Hidden Spring	Cill Species	Finger Jointed Redwood	Bottom Glass Type	4mm Toughened
Slider Style	Both	Cill Horns	No	Glazing Features	Astragal Squares
Frame Width (mm)	65	Trickle Vents Required	No	Size of Bar	18mm
Frame Head Size (mm)	65	Swept Heads to Top Sash	No	D Handles	None
Equal Top and Bottom?	No	Swept Heads to Bottom Sash	No	Hardware Colour	Polished Brass hook fastener
Meeting Rail Split (mm)	600	Window Board Required	No	Limit Stop	No
Internal Colour	Light Ivory (RAL 1015) (B)	Window Board Groove	No		
External Colour	Signal White (RAL 9003) (A)	Finishing Assembly	None		
		FSC Certified	Yes		

Item: 42

SLIM SASH WINDOW IN FINGER JOINTED REDWOOD



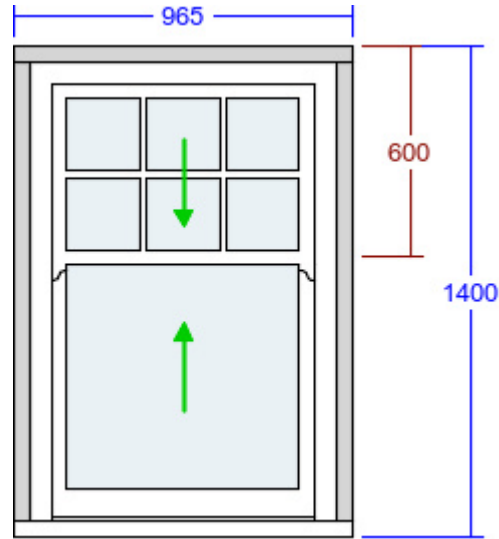
Quantity: 1

Style: 33/0

Item Reference: FF North Room 3

Quote Ref: 143/1 V1

Key Features:

A B 

Detailed Specification:

VIEWED FROM OUTSIDE.

Width (mm)	965	Add On to Head	45mm (included in overall size)	Sash Horns	Top Sash
Height (mm)	1400	Add On to Left	45mm (included in overall size)	Sash Horn Style	Standard
Feature Mould	Bevel	Add On to Right	45mm (included in overall size)	Glass Pattern	Clear
Sash Style	Single	Factory Fit Add Ons	Yes		
Box Depth	Slim - 149mm	Cill	Standard	Top Glass Type	4mm Annealed
Hanging Method	Hidden Spring	Cill Species	Finger Jointed Redwood	Bottom Glass Type	4mm Toughened
Slider Style	Both	Cill Horns	No	Glazing Features	Astragal Squares
Frame Width (mm)	65	Trickle Vents Required	No	Size of Bar	18mm
Frame Head Size (mm)	65	Swept Heads to Top Sash	No	D Handles	None
Equal Top and Bottom?	No	Swept Heads to Bottom Sash	No	Hardware Colour	Polished Brass hook fastener
Meeting Rail Split (mm)	600	Window Board Required	No	Limit Stop	No
Internal Colour	Light Ivory (RAL 1015) (B)	Window Board Groove	No		
External Colour	Signal White (RAL 9003) (A)	Finishing Assembly	None		
		FSC Certified	Yes		

Item: 43

SLIM SASH WINDOW IN FINGER JOINTED REDWOOD



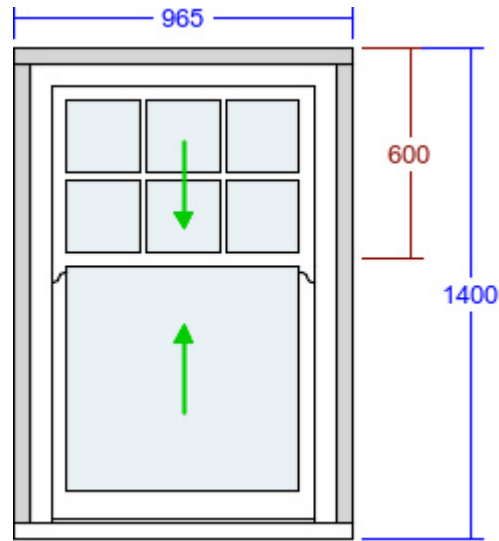
Quantity: 1

Style: 33/0

Item Reference: FF North Room 3 En suite

Quote Ref: 143/1 V1

Key Features:

A B 

Detailed Specification:

VIEWED FROM OUTSIDE.

Width (mm)	965	Add On to Head	45mm (included in overall size)	Sash Horns	Top Sash
Height (mm)	1400	Add On to Left	45mm (included in overall size)	Sash Horn Style	Standard
Feature Mould	Bevel	Add On to Right	45mm (included in overall size)	Top Glass Pattern	Clear
Sash Style	Single	Factory Fit Add Ons	Yes	Bottom Glass Pattern	Satinovo
Box Depth	Slim - 149mm	Cill	Standard	Top Glass Type	4mm Annealed
Hanging Method	Hidden Spring	Cill Species	Finger Jointed Redwood	Bottom Glass Type	4mm Toughened
Slider Style	Both	Cill Horns	No	Glazing Features	Astragal Squares
Frame Width (mm)	65	Trickle Vents Required	No	Size of Bar	18mm
Frame Head Size (mm)	65	Swept Heads to Top Sash	No	D Handles	None
Equal Top and Bottom?	No	Swept Heads to Bottom Sash	No	Hardware Colour	Polished Brass hook fastener
Meeting Rail Split (mm)	600	Window Board Required	No	Limit Stop	No
Internal Colour	Light Ivory (RAL 1015) (B)	Window Board Groove	No		
External Colour	Signal White (RAL 9003) (A)	Finishing Assembly	None		
		FSC Certified	Yes		

Item: 44

SLIM SASH WINDOW IN FINGER JOINTED REDWOOD



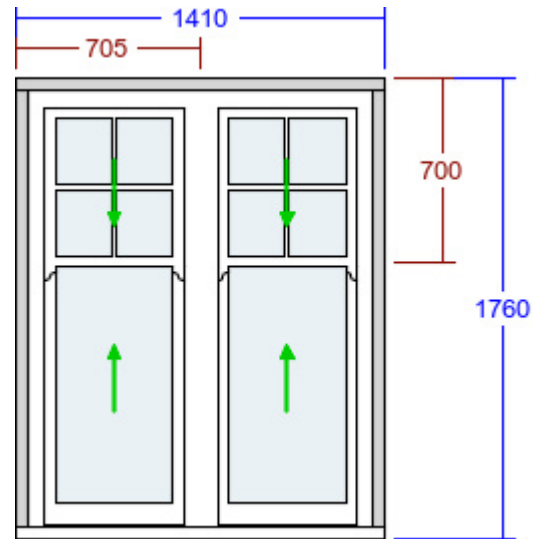

Quantity: 1

Style: D-31/0

Item Reference: FF North Bathroom

Quote Ref: 143/1 V1

Key Features:

A B 

Detailed Specification:

VIEWED FROM OUTSIDE.

Width (mm)	1410	Add On to Head	45mm (included in overall size)	Sash Horns	Top Sash
Height (mm)	1760	Add On to Left	45mm (included in overall size)	Sash Horn Style	Standard
		Add On to Right	45mm (included in overall size)		
Feature Mould	Bevel	Factory Fit Add Ons	Yes	Glass Pattern	Satinovo
Sash Style	Double				
Box Depth	Slim - 149mm	Cill	Standard	Top Glass Type	4mm Annealed
Hanging Method	Hidden Spring	Cill Species	Finger Jointed Redwood	Bottom Glass Type	4mm Toughened
Slider Style	Both-Both	Cill Horns	No		
Frame Width (mm)	65			Glazing Features	Astragal Squares
Frame Head Size (mm)	65	Trickle Vents Required	No	Size of Bar	18mm
Mullion Liner Width (mm)	130				
Equal Top and Bottom?	No	Swept Heads to Top Sash	No	D Handles	None
Meeting Rail Split (mm)	700	Swept Heads to Bottom Sash	No	Hardware Colour	Polished Brass hook fastener
				Limit Stop	No
Internal Colour	Light Ivory (RAL 1015) (B)	Window Board Required	No		
External Colour	Signal White (RAL 9003) (A)	Window Board Groove	No		
		Finishing Assembly	None		
		FSC Certified	Yes		

Item: 45

SLIM SASH WINDOW IN FINGER JOINTED REDWOOD



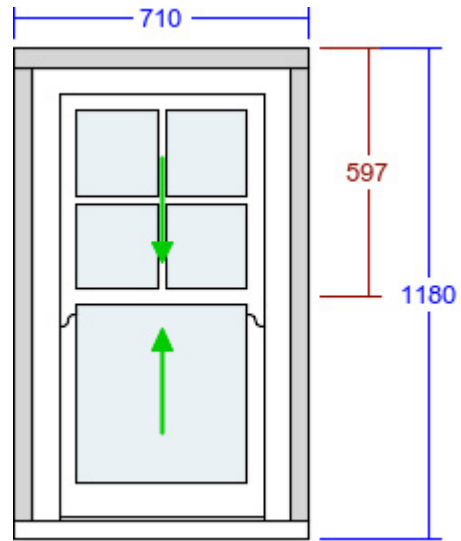
Quantity: 1

Style: 31/0

Item Reference: FF North WC

Quote Ref: 143/1 V1

Key Features:

A B 

Detailed Specification:

VIEWED FROM OUTSIDE.

Width (mm)	710	Add On to Head	45mm (included in overall size)	Sash Horns	Top Sash
Height (mm)	1180	Add On to Left	45mm (included in overall size)	Sash Horn Style	Standard
		Add On to Right	45mm (included in overall size)		
Feature Mould	Bevel	Factory Fit Add Ons	Yes	Top Glass Pattern	Clear
Sash Style	Single			Bottom Glass Pattern	Satinovo
Box Depth	Slim - 149mm	Cill	Standard		
Hanging Method	Hidden Spring	Cill Species	Finger Jointed Redwood	Top Glass Type	4mm Annealed
Slider Style	Both	Cill Horns	No	Bottom Glass Type	4mm Annealed
Frame Width (mm)	65				
Frame Head Size (mm)	65	Trickle Vents Required	No	Glazing Features	Astragal Squares
Equal Top and Bottom?	Yes			Size of Bar	18mm
		Swept Heads to Top Sash	No		
Egress Compliance	Not Fire Escape Compliant	Swept Heads to Bottom Sash	No	D Handles	None
				Hardware Colour	Polished Brass hook fastener
Internal Colour	Light Ivory (RAL 1015) (B)	Window Board Required	No	Limit Stop	No
External Colour	Signal White (RAL 9003) (A)	Window Board Groove	No		
		Finishing Assembly	None		
		FSC Certified	Yes		

Item: 46

SLIM SASH WINDOW IN FINGER JOINTED REDWOOD



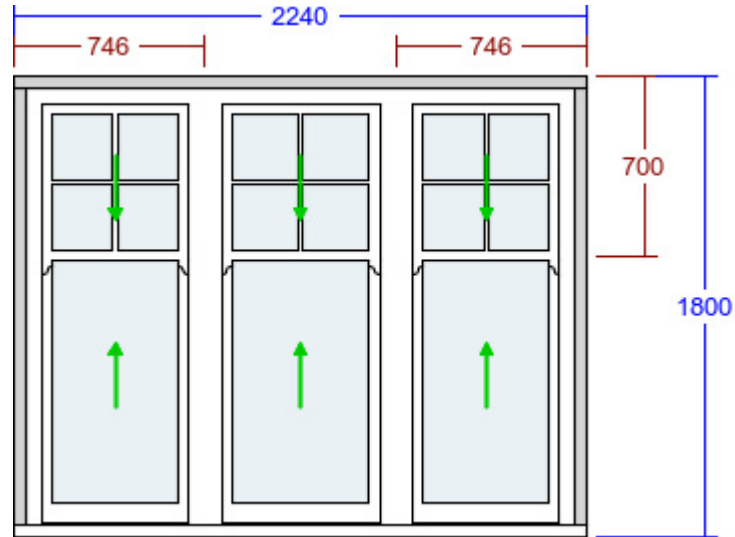
Quantity: 1

Style: T-31/0

Item Reference: FF North

Quote Ref: 143/1 V1

Key Features:

A B 

Detailed Specification:

VIEWED FROM OUTSIDE.

Width (mm)	2240	Add On to Head	45mm (included in overall size)	Sash Horns	Top Sash
Height (mm)	1800	Add On to Left	45mm (included in overall size)	Sash Horn Style	Standard
Feature Mould	Bevel	Add On to Right	45mm (included in overall size)	Glass Pattern	Clear
Sash Style	Triple	Factory Fit Add Ons	Yes		
Box Depth	Slim - 149mm	Cill	Standard	Top Glass Type	4mm Annealed
Hanging Method	Hidden Spring	Cill Species	Finger Jointed Redwood	Bottom Glass Type	4mm Toughened
Slider Style	Sliding-Sliding-Sliding	Cill Horns	No	Top Sides Glass Type	4mm Annealed
Frame Width (mm)	65	Trickle Vents Required	No	Bottom Sides Glass Type	4mm Toughened
Frame Head Size (mm)	65			Glazing Features	Astragal Squares
Mullion Liner Width (mm)	130	Swept Heads to Top Sash	No	Size of Bar	18mm
Equal Top and Bottom?	No	Swept Heads to Bottom Sash	No	D Handles	None
Meeting Rail Split (mm)	700			Hardware Colour	Polished Brass hook fastener
Internal Colour	Light Ivory (RAL 1015) (B)	Window Board Required	No	Limit Stop	No
External Colour	Signal White (RAL 9003) (A)	Window Board Groove	No		
		Finishing Assembly	None		
		FSC Certified	Yes		

Item: 48

SLIM SASH WINDOW IN FINGER JOINTED REDWOOD



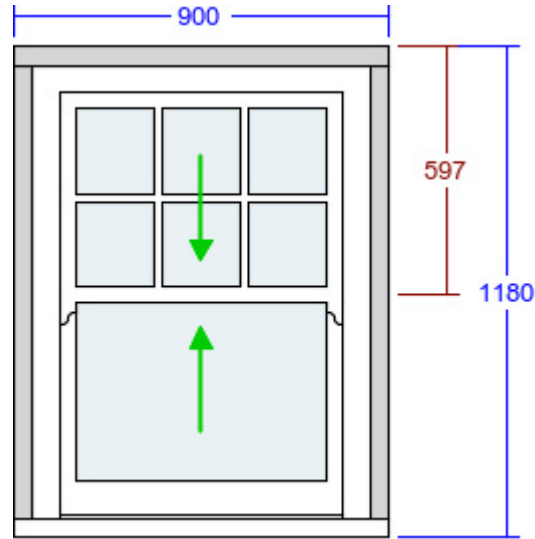
Quantity: 1

Style: 33/0

Item Reference: FF Room 9 En suite

Quote Ref: 143/1 V1

Key Features:

A B 

Detailed Specification:

VIEWED FROM OUTSIDE.

Width (mm)	900	Add On to Head	45mm (included in overall size)	Sash Horns	Top Sash
Height (mm)	1180	Add On to Left	45mm (included in overall size)	Sash Horn Style	Standard
Feature Mould	Bevel	Add On to Right	45mm (included in overall size)	Top Glass Pattern	Clear
Sash Style	Single	Factory Fit Add Ons	Yes	Bottom Glass Pattern	Satinovo
Box Depth	Slim - 149mm	Cill	Standard	Top Glass Type	4mm Annealed
Hanging Method	Hidden Spring	Cill Species	Finger Jointed Redwood	Bottom Glass Type	4mm Annealed
Slider Style	Both	Cill Horns	No	Glazing Features	Astragal Squares
Frame Width (mm)	65	Trickle Vents Required	No	Size of Bar	18mm
Frame Head Size (mm)	65	Swept Heads to Top Sash	No	D Handles	None
Equal Top and Bottom?	Yes	Swept Heads to Bottom Sash	No	Hardware Colour	Polished Brass hook fastener
Egress Compliance	Not Fire Escape Compliant	Window Board Required	No	Limit Stop	No
Internal Colour	Light Ivory (RAL 1015) (B)	Window Board Groove	No		
External Colour	Signal White (RAL 9003) (A)	Finishing Assembly	None		
		FSC Certified	Yes		

Item: 49

SLIM SASH WINDOW IN FINGER JOINTED REDWOOD



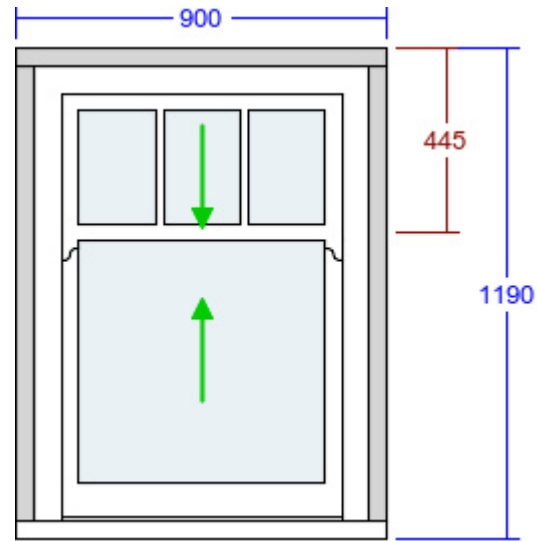
Quantity: 1

Style: 2/0

Item Reference: FF Room 8 Ensuite

Quote Ref: 143/1 V1

Key Features:

A B 

Detailed Specification:

VIEWED FROM OUTSIDE.

Width (mm)	900	Add On to Head	45mm (included in overall size)	Sash Horns	Top Sash
Height (mm)	1190	Add On to Left	45mm (included in overall size)	Sash Horn Style	Standard
Feature Mould	Bevel	Add On to Right	45mm (included in overall size)	Top Glass Pattern	Clear
Sash Style	Single	Factory Fit Add Ons	Yes	Bottom Glass Pattern	Clear
Box Depth	Slim - 149mm	Cill	Standard	Top Glass Type	4mm Annealed
Hanging Method	Hidden Spring	Cill Species	Finger Jointed Redwood	Bottom Glass Type	4mm Annealed
Slider Style	Both	Cill Horns	No	Glazing Features	Astragal Squares
Frame Width (mm)	65	Trickle Vents Required	No	Size of Bar	18mm
Frame Head Size (mm)	65	Swept Heads to Top Sash	No	D Handles	None
Equal Top and Bottom?	No	Swept Heads to Bottom Sash	No	Hardware Colour	Polished Brass hook fastener
Meeting Rail Split (mm)	445	Window Board Required	No	Limit Stop	No
Internal Colour	Light Ivory (RAL 1015) (B)	Window Board Groove	No		
External Colour	Signal White (RAL 9003) (A)	Finishing Assembly	None		
		FSC Certified	Yes		

Item: 54

FLUSH CASEMENT WINDOW IN FINGER JOINTED REDWOOD



Quantity: 1

Style: One Off

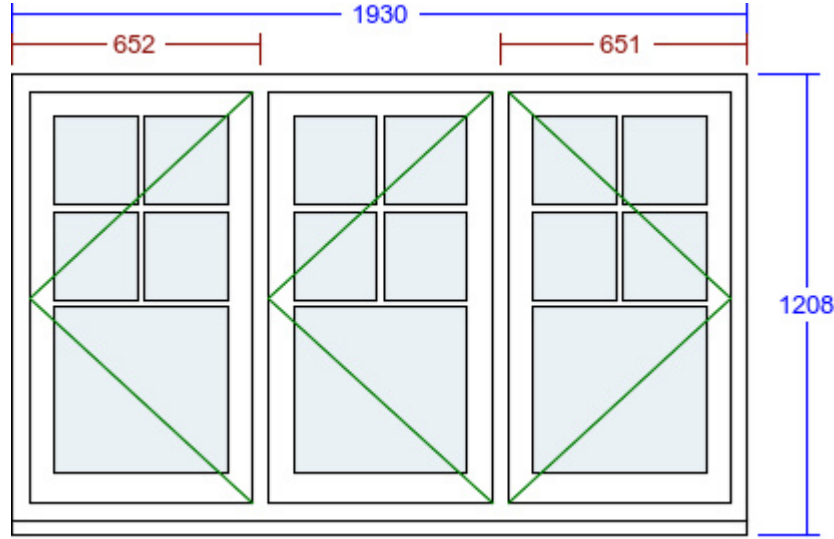
Item Reference: SF South Room 12

Quote Ref: 143/1 V1

Key Features:

A

B



Detailed Specification:

VIEWED FROM OUTSIDE. POINT OF ARROW DENOTES HINGE POSITION.

Width (mm)	1930	Head Drip	None	Glass Pattern	Clear
Height (mm)	1208	Add Ons Required	No	Glass Type	4mm Annealed
Frame Head Size	60mm	Trickle Vents Required	No	Glazing Features	Astragal Squares
Feature Mould	Bevel	Window Board Required	No	Glazing Style	T-Bar (Visible glass H:231mm x 2 rows)
Floating Mullion	No	Window Board Groove	No	Size of Bar	18mm
Equalise Glass Widths	Yes			Handle	Connoisseur - Brass
Internal Colour	Light Ivory (RAL 1015) (B)			Peg Stay Alignment	No Pegstay
External Colour	Signal White (RAL 9003) (A)			Hinge System	Friction with Kenrick locks
Cill	190mm x 38mm (inc. in overall ht)			FSC Certified	Yes
Cill Species	Finger Jointed Redwood				
Cill Horns	No				
Factory Fit Cill	Yes				

Item: 55

FLUSH CASEMENT WINDOW IN FINGER JOINTED REDWOOD



Quantity: 1

Style: One Off

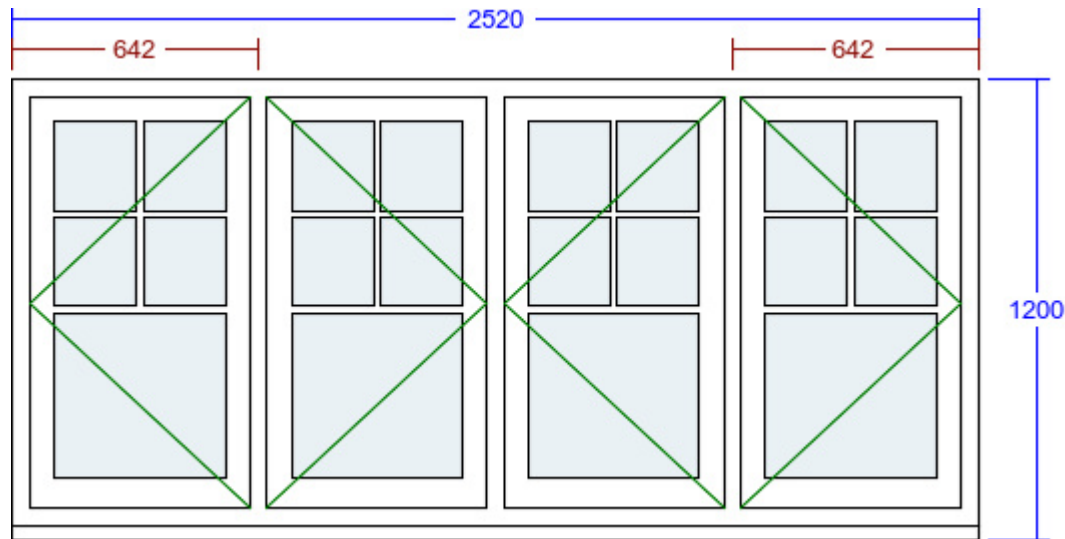
Item Reference: SF East Room 12

Quote Ref: 143/1 V1

Key Features:

A

B



Detailed Specification:

VIEWED FROM OUTSIDE. POINT OF ARROW DENOTES HINGE POSITION.

Width (mm)	2520	Head Drip	None	Glass Pattern	Clear
Height (mm)	1200	Add Ons Required	No	Glass Type	4mm Annealed
Frame Head Size	60mm	Trickle Vents Required	No	Glazing Features	Astragal Squares
Feature Mould	Bevel	Window Board Required	No	Glazing Style	T-Bar (Visible glass H:231mm x 2 rows)
Floating Mullion	No	Window Board Groove	No	Size of Bar	18mm
Equalise Glass Widths	Yes			Handle	Connoisseur - Brass
Internal Colour	Light Ivory (RAL 1015) (B)			Peg Stay Alignment	No Pegstay
External Colour	Signal White (RAL 9003) (A)			Hinge System	Friction with Kenrick locks
Cill	190mm x 38mm (inc. in overall ht)			FSC Certified	Yes
Cill Species	Finger Jointed Redwood				
Cill Horns	No				
Factory Fit Cill	Yes				

Item: 57

FLUSH CASEMENT WINDOW IN FINGER JOINTED REDWOOD



Quantity: 1

Style: One Off

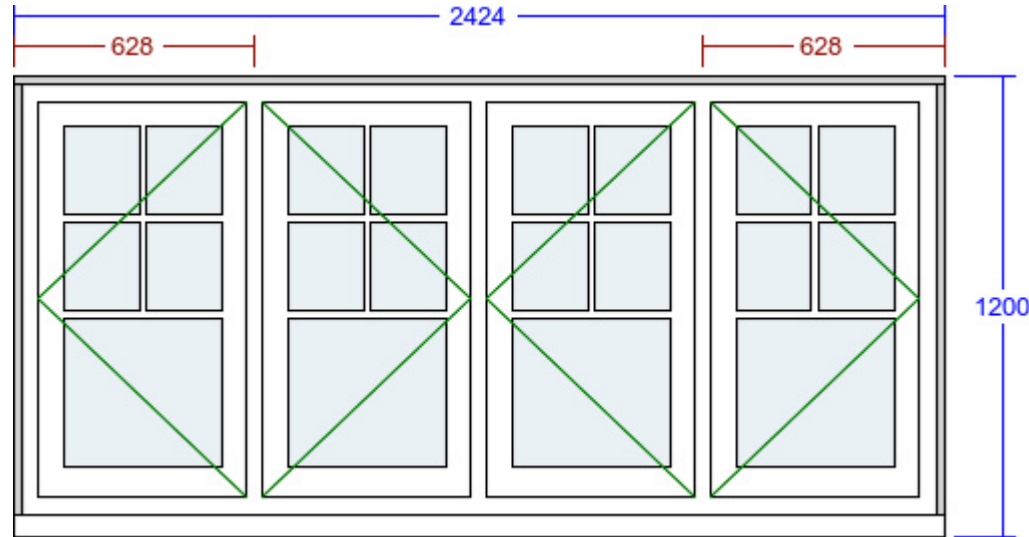
Item Reference: SF North Landing

Quote Ref: 143/1 V1

Key Features:

A

B



Detailed Specification:

VIEWED FROM OUTSIDE. POINT OF ARROW DENOTES HINGE POSITION.

Width (mm)	2424	Head Drip	None	Glass Pattern	Clear
Height (mm)	1200	Add On to Head	20mm (included in overall size)	Glass Type	4mm Annealed
Frame Head Size	60mm	Add On to Bottom	None	Glazing Features	Astragal Squares
Feature Mould	Bevel	Add On to Left	20mm (included in overall size)	Glazing Style	T-Bar (Visible glass H:231mm x 2 rows)
Floating Mullion	No	Add On to Right	20mm (included in overall size)	Size of Bar	18mm
Equalise Glass Widths	Yes	Factory Fit Add Ons	Yes	Handle	Connoisseur - Brass
Internal Colour	Light Ivory (RAL 1015) (B)	Trickle Vents Required	No	Peg Stay Alignment	No Pegstay
External Colour	Signal White (RAL 9003) (A)	Window Board Required	No	Hinge System	Friction with Kenrick locks
Cill	210mm x 60mm (inc. in overall ht)	Window Board Groove	No	FSC Certified	Yes
Cill Species	Finger Jointed Redwood				
Cill Horns	No				
Factory Fit Cill	Yes				

Notes: Add on to be check detail

Item	Ref.	Description	Actual Frame Size	Qty	Price Each	Total Price
1	GF North Entrance	Slim Sash Window	965 x 1400	1	1401.61	1401.61
2	GF West Entrance	Slim Sash Window	735 x 1400	1	1239.51	1239.51
3	GF West Entrance	Slim Sash Window	735 x 1400	1	1239.51	1239.51
4	GF South Entrance	Slim Sash Window	965 x 1400	1	1401.61	1401.61
5	GF West	Slim Sash Window	2105 x 1760	1	4187.84	4187.84
6	GF South Bay	Bay Window		1	10926.85	10926.85
6		- Slim Sash Window Facet T	450 x 1760	1	1354.59	
6		- Slim Sash Window Facet U	1965 x 1760	1	4807.36	
6		- Slim Sash Window Facet V	1310 x 1760	1	3190.36	
6		- Slim Sash Window Facet W	1319 x 1760	1	3190.79	
7	GF South Bay	Entrance Door	869 x 2235	1	1671.91	1671.91
8	Conservatory	Bay Window		1	4679.17	4679.17
8		- Flush Casement Window Facet T	2475 x 1750	1	2351.38	
8		- Flush Casement Window Facet U	3250 x 1750	1	2983.09	
9	Conservatory	Flush Casement Window	860 x 1750	1	769.53	769.53
10	Conservatory	Bi-Fold Door	2525 x 2270	1	4954.55	4954.55
11	Conservatory	Flush Casement Window	860 x 1750	1	769.53	769.53
12	Conservatory	Bay Window		1	4695.38	4695.38
12		- Flush Casement Window Facet T	3285 x 1750	1	3001.84	
12		- Flush Casement Window Facet U	2475 x 1750	1	2351.38	
13	GF South Bay Room 1	Entrance Door	869 x 2235	1	1671.91	1671.91
14	GF South Bay Room 1	Bay Window		1	10682.09	10682.09
14		- Slim Sash Window Facet T	1319 x 1760	1	3190.79	
14		- Slim Sash Window Facet U	1315 x 1760	1	3190.60	
14		- Slim Sash Window Facet V	1971 x 1760	1	4807.64	
14		- Slim Sash Window Facet W	450 x 1760	1	1068.83	

Item	Ref.	Description	Actual Frame Size	Qty	Price Each	Total Price
15	GF East Room 1	Slim Sash Window	1000 x 1765	1	1624.19	1624.19
16	GF East Room 1 En suite	Slim Sash Window	660 x 1765	1	1397.09	1397.09
17	Extension	Bay Window		1	20214.21	20214.21
17		- Slim Sash Window Facet T	1329 x 1730	1	3106.63	
17		- Slim Sash Window Facet U	1329 x 1730	1	3106.63	
17		- Slim Sash Window Facet V	1904 x 1730	1	4625.39	
17		- Slim Sash Window Facet W	1904 x 1730	1	4625.39	
17		- Slim Sash Window Facet X	1985 x 1730	1	4695.30	
17		- Slim Sash Window Facet Y	1323 x 1730	1	3106.35	
18	Extension	Entrance Door	1060 x 2280	1	1911.42	1911.42
19	GF East	Slim Sash Window	965 x 1750	1	1586.63	1586.63
20	GF North	Slim Sash Window	965 x 1750	1	1586.63	1586.63
21	GF North	Slim Sash Window	965 x 1750	1	1586.63	1586.63
22	GF North WC	Slim Sash Window	740 x 1090	1	1123.68	1123.68
23	GF North WC	Slim Sash Window	740 x 1090	1	1123.68	1123.68
24	GF North	Slim Sash Window	2240 x 1800	1	4287.22	4287.22
25	GF North Kitchen	Slim Sash Window	600 x 1200	1	1093.29	1093.29
26	GF West Kitchen	Slim Sash Window	2100 x 1760	1	4213.83	4213.83
27	GF West Reception	Slim Sash Window	1400 x 1760	1	2738.54	2738.54
28	FF West Room 8	Slim Sash Window	1460 x 1760	1	2782.75	2782.75
29	FF West Room 7	Slim Sash Window	1410 x 1760	1	2780.72	2780.72
30	FF West Room 7 En suite	Slim Sash Window	740 x 1405	1	1260.39	1260.39
31	FF West Room 6 En suite	Slim Sash Window	740 x 1400	1	1254.19	1254.19
32	FF West Room 6	Slim Sash Window	1460 x 1760	1	2782.75	2782.75
33	FF South Bay Room 6	Bay Window		1	7036.30	7036.30
33		- Slim Sash Window Facet T	710 x 1760	1	1622.14	

Item	Ref.	Description	Actual Frame Size	Qty	Price Each	Total Price
33		- Slim Sash Window Facet U	2000 x 1760	1	4809.01	
33		- Slim Sash Window Facet V	710 x 1760	1	1622.14	
34	FF South Room 5	Slim Sash Window	2050 x 1600	1	3945.32	3945.32
35	FF South Room 4	Slim Sash Window	2050 x 1740	1	4032.48	4032.48
36	FF South Stairs	Slim Sash Window	2050 x 1600	1	3945.32	3945.32
37	FF South Bay Room 2	Bay Window		1	7036.30	7036.30
37		- Slim Sash Window Facet T	710 x 1760	1	1622.14	
37		- Slim Sash Window Facet U	2000 x 1760	1	4809.01	
37		- Slim Sash Window Facet V	710 x 1760	1	1622.14	
38	FF East Room 2	Slim Sash Window	1000 x 1760	1	1624.08	1624.08
39	FF East Room 2 En suite	Slim Sash Window	760 x 1760	1	1432.87	1432.87
40	FF East Room 3	Slim Sash Window	1400 x 1760	1	2738.54	2738.54
41	FF East Room 3	Slim Sash Window	965 x 1400	1	1432.66	1432.66
42	FF North Room 3	Slim Sash Window	965 x 1400	1	1432.66	1432.66
43	FF North Room 3 En suite	Slim Sash Window	965 x 1400	1	1449.49	1449.49
44	FF North Bathroom	Slim Sash Window	1410 x 1760	1	2832.06	2832.06
45	FF North WC	Slim Sash Window	710 x 1180	1	1185.55	1185.55
46	FF North	Slim Sash Window	2240 x 1800	1	4195.35	4195.35
47	FF Room 9	Slim Sash Window	1190 x 1690	1	1793.81	1793.81
48	FF Room 9 En suite	Slim Sash Window	900 x 1180	1	1305.88	1305.88
49	FF Room 8 Ensuite	Slim Sash Window	900 x 1190	1	1231.56	1231.56
50	SF West Room 10 En suite	Flush Casement Window	1350 x 1200	1	1087.60	1087.60
51	SF West Room 10	Flush Casement Window	1930 x 1200	1	1495.03	1495.03
52	SF West Room 11 En suite	Flush Casement Window	1350 x 1200	1	1087.60	1087.60
53	SF South Room 11	Flush Casement Window	1930 x 1202	1	1563.73	1563.73
54	SF South Room 12	Flush Casement Window	1930 x 1208	1	1563.73	1563.73

Item	Ref.	Description	Actual Frame Size	Qty	Price Each	Total Price
55	SF East Room 12	Flush Casement Window	2520 x 1200	1	1990.49	1990.49
56	SF North Room 12 En suite	Flush Casement Window	750 x 860	1	503.08	503.08
57	SF North Landing	Flush Casement Window	2424 x 1200	1	2149.66	2149.66
		Special RAL Colour Surcharge			0.00	0.00

TOTAL 165730.03