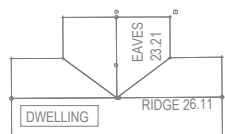


Revised Site layout 01-02-2022  
 Plot 2 detached from Plot 3 and rotated  
 Garage to Plot 1 moved, these amendments  
 to comply with Mains electric cable  
 easement.

Planting Guide

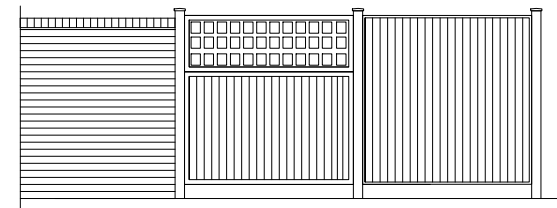
Corylus Columba	CC
Tilia Tormentosa	TT
Alnus Cordata	AC
Pinus Sylvestris	PS
Sorbus Aria	SA
Prunus Spinosa	PrSp
Crataegus Monagyna	CM
Mixes Native Hedge	MNH



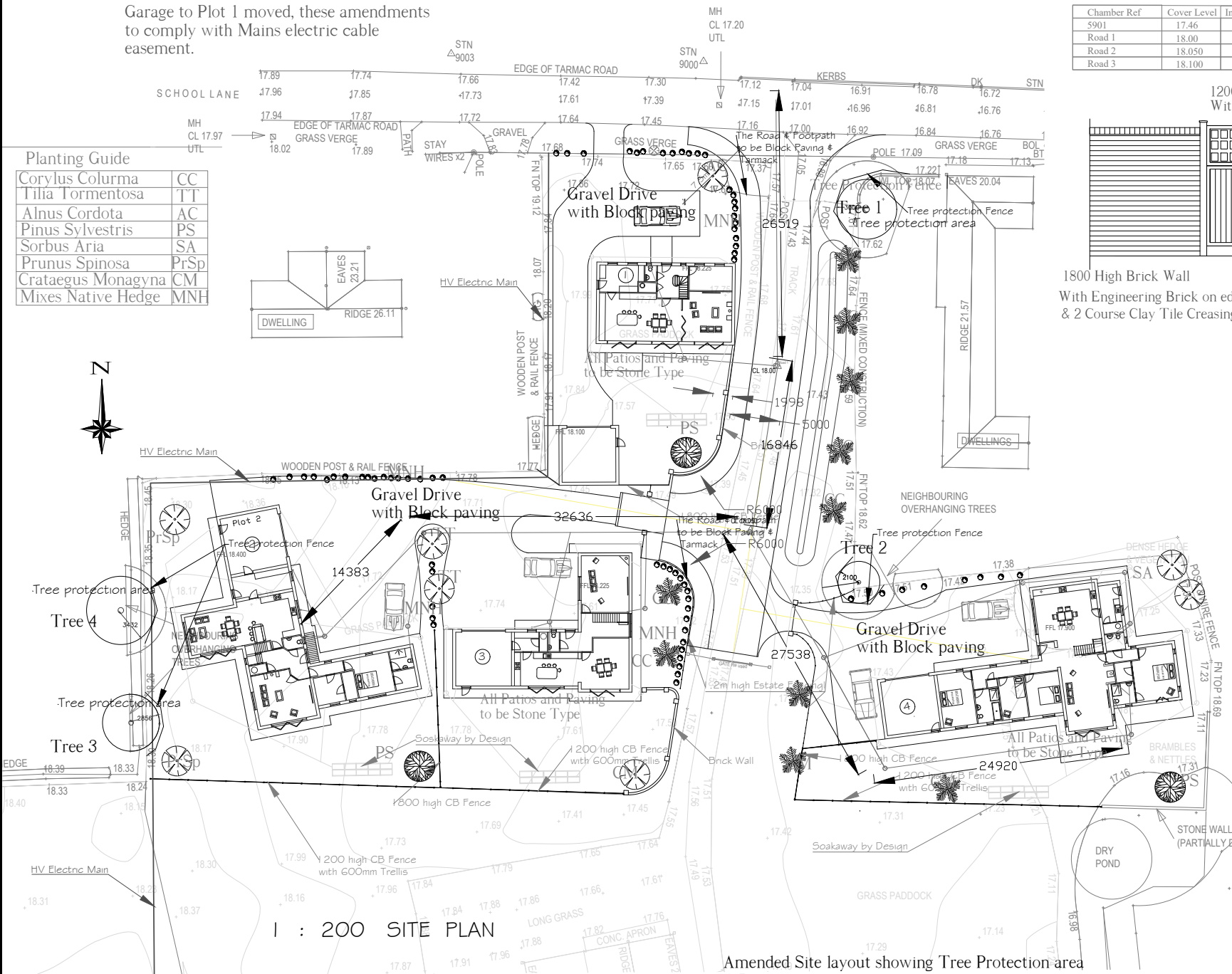
Drain Levels

Chamber Ref	Cover Level	Invert Level	Length of Pipe Run	Pipe fall	Pipe diameter
5901	17.46	16.08	0		
Road 1	18.00	16.50	27 m	$\frac{1}{80}$	150mm
Road 2	18.050	16.700	16.7 m	$\frac{1}{80}$	150mm
Road 3	18.100	17.171	38 m	$\frac{1}{80}$	100mm

1200 High CB Fence  
 With 600 High Trellis



1800 High Brick Wall  
 With Engineering Brick on edge  
 & 2 Course Clay Tile Crenasing



Amended Site layout showing Tree Protection area  
 & Phase 1 road termination and swale alteration

No.	Revision/Issue	Date
005		03-04-2022
Drawing no. (001)		

Designed by:  
 Mr C Johnson  
 6a Wood Lane  
 South Hykeham  
 Lincoln  
 LN6 9 NL  
 Mobile: 07836 226656  
 email: c.johnson@lyndon.co.uk  
 © This Drawing is Copyright

Project Name and Address  
 School Lane  
 Silk Willoughby  
 Lincolnshire  
 Loveden Homes Ltd

Project	Site Layout	Sheet
Date	03/04/22	1
Scale	1:200 A1	