

Little Blakenham, Suffolk ATC 2, Somersham Road (East)

Produced by Streetwise Services Ltd.



Channel 1 - Eastbound



























	27/07/2019 Saturday	28/07/2019 Sunday	29/07/2019 Monday	30/07/2019 Tuesday	31/07/2019 Wednesday	01/08/2019 Thursday	02/08/2019 Friday	5-DAY MEAN	7-DAY MEAN
0000-2400 Vehicle Flow	1064	965	1232	1416	1313	904	706	1114	1086
Mean Speed	36.6	36.3	37.3	36.6	36.9	37.8	38.9	37.5	37.2
85%ile Speed	43.6	43.3	43.6	43.3	43.7	43.1	43.6	43.5	43.5
No. Vehicles > 30 MPH Limit	949	832	1086	1215	1150	812	641	981	955
% Vehicles > 30 MPH Limit	89.2	86.2	88.1	85.8	87.6	89.8	90.8	88.4	88.2
No. Vehicles > 45 MPH	54	54	93	96	96	84	102	94	83
% Vehicles > 45 MPH	5.1	5.6	7.5	6.8	7.3	9.3	14.4	9.1	8.0

Channel 2 - Westbound

	27/07/2019 Saturday	28/07/2019 Sunday	29/07/2019 Monday	30/07/2019 Tuesday	31/07/2019 Wednesday	01/08/2019 Thursday	02/08/2019 Friday	5-DAY MEAN	7-DAY MEAN
0000-2400 Vehicle Flow	1014	783	1042	1258	1197	897	711	1021	986
Mean Speed	36.2	36.6	37.7	36.8	37.1	38.0	38.1	37.5	37.2
85%ile Speed	43.5	44.0	43.4	43.5	43.4	43.4	43.2	43.4	43.5
No. Vehicles > 30 MPH Limit	892	702	946	1113	1081	828	643	922	886
% Vehicles > 30 MPH Limit	88.0	89.7	90.8	88.5	90.3	92.3	90.4	90.5	90.0
No. Vehicles > 45 MPH	43	37	74	76	82	79	63	75	65
% Vehicles > 45 MPH	4.2	4.7	7.1	6.0	6.9	8.8	8.9	7.5	6.7

Channels 1+2 - Eastbound & Westbound

	27/07/2019 Saturday	28/07/2019 Sunday	29/07/2019 Monday	30/07/2019 Tuesday	31/07/2019 Wednesday	01/08/2019 Thursday	02/08/2019 Friday	5-DAY MEAN	7-DAY MEAN
0000-2400 Vehicle Flow	2078	1748	2274	2674	2510	1801	1417	2135	2072
Mean Speed	36.4	36.5	37.5	36.7	37.0	37.9	38.5	37.5	37.2
85%ile Speed	43.5	43.6	43.5	43.4	43.6	43.3	43.4	43.4	43.5
No. Vehicles > 30 MPH Limit	1841	1534	2032	2328	2231	1640	1284	1903	1841
% Vehicles > 30 MPH Limit	88.6	87.8	89.4	87.1	88.9	91.1	90.6	89.4	89.0
No. Vehicles > 45 MPH	97	91	167	172	178	163	165	169	148
% Vehicles > 45 MPH	4.7	5.2	7.3	6.4	7.1	9.1	11.6	8.3	7.3

Class No	Vehicle Description	Class No	Vehicle Description
1	Car, Light Van Taxi  	5	Rigid 2 Axle HGV + 2 Axle (Close coupled) Trailer 
1	Light Goods Vehicle 	6	Rigid 3 Axle HGV + 2 Axle Drawbar Trailer 
1	Car or Light Goods Vehicle + 1 Axle Caravan or Trailer  	6	Rigid 3 Axle HGV + 2 Axle Drawbar Trailer 
1	Car or Light Goods Vehicle + 2 Axle Caravan or Trailer  	7	Artic, 2 Axle Tractor + 1 Axle Semi-Trailer 
2	Rigid 2 Axle Heavy Goods Vehicle 	8	Artic, 2 Axle Tractor + 2 Axle Semi-Trailer 
3	Rigid 3 Axle Heavy Goods Vehicle 	9	Artic, 2 Axle Tractor + 3 Axle Semi-Trailer 
3	Rigid 3 Axle Heavy Goods Vehicle 	10	Artic, 3 Axle Tractor + 1 Axle Semi-Trailer 
4	Rigid 4 Axle Heavy Goods Vehicle 	10	Artic, 3 Axle Tractor + 2 Axle Semi-Trailer 
4	Rigid 4 Axle Heavy Goods Vehicle 	11	Artic, 3 Axle Tractor + 3 Axle Semi-Trailer 
5	Rigid 2 Axle HGV + 2 Axle Drawbar Trailer 	12	Bus or Coach, 2 Axle 
5	Rigid 2 Axle HGV + 3 Axle Drawbar Trailer 	12	Bus or Coach, 3 Axle 
5	Rigid 2 Axle HGV + 1 Axle Caravan or Trailer 	13	Vehicle with 7 or more Axles 