

Little Blakenham, Suffolk ATC 1, Somersham Road (West)

Produced by Streetwise Services Ltd.



Channel 1 - Eastbound































	27/07/2019 Saturday	28/07/2019 Sunday	29/07/2019 Monday	30/07/2019 Tuesday	31/07/2019 Wednesday	01/08/2019 Thursday	02/08/2019 Friday	5-DAY MEAN	7-DAY MEAN
0000-2400 Vehicle Flow	1017	782	1045	1245	1195	889	707	1016	983
Mean Speed	25.8	25.8	26.4	25.9	26.4	26.7	26.7	26.4	26.2
85%ile Speed	26.1	25.8	33.6	26.0	33.2	33.1	33.5	31.9	30.2
No. Vehicles > 60 MPH Limit	0	0	0	0	0	0	0	0	0
% Vehicles > 60 MPH Limit	0.0	0.0	0.0	0.0	0.0	0.0	0.0	0.0	0.0
No. Vehicles > 75 MPH	0	0	0	0	0	0	0	0	0
% Vehicles > 75 MPH	0.0	0.0	0.0	0.0	0.0	0.0	0.0	0.0	0.0

Channel 2 - Westbound

	27/07/2019 Saturday	28/07/2019 Sunday	29/07/2019 Monday	30/07/2019 Tuesday	31/07/2019 Wednesday	01/08/2019 Thursday	02/08/2019 Friday	5-DAY MEAN	7-DAY MEAN
0000-2400 Vehicle Flow	1068	962	1234	1396	1314	900	701	1109	1082
Mean Speed	26.2	26.1	26.6	26.6	26.6	26.6	26.8	26.6	26.5
85%ile Speed	26.2	26.2	33.7	33.9	33.4	33.5	34.0	33.7	31.6
No. Vehicles > 60 MPH Limit	0	0	0	0	0	0	0	0	0
% Vehicles > 60 MPH Limit	0.0	0.0	0.0	0.0	0.0	0.0	0.0	0.0	0.0
No. Vehicles > 75 MPH	0	0	0	0	0	0	0	0	0
% Vehicles > 75 MPH	0.0	0.0	0.0	0.0	0.0	0.0	0.0	0.0	0.0

Channels 1+2 - Eastbound & Westbound

	27/07/2019 Saturday	28/07/2019 Sunday	29/07/2019 Monday	30/07/2019 Tuesday	31/07/2019 Wednesday	01/08/2019 Thursday	02/08/2019 Friday	5-DAY MEAN	7-DAY MEAN
0000-2400 Vehicle Flow	2085	1744	2279	2641	2509	1789	1408	2125	2065
Mean Speed	26.0	26.0	26.5	26.3	26.5	26.7	26.8	26.5	26.4
85%ile Speed	26.2	26.0	33.6	30.0	33.3	33.3	33.8	32.8	30.9
No. Vehicles > 60 MPH Limit	0	0	0	0	0	0	0	0	0
% Vehicles > 60 MPH Limit	0.0	0.0	0.0	0.0	0.0	0.0	0.0	0.0	0.0
No. Vehicles > 75 MPH	0	0	0	0	0	0	0	0	0
% Vehicles > 75 MPH	0.0	0.0	0.0	0.0	0.0	0.0	0.0	0.0	0.0

Class No	Vehicle Description	Class No	Vehicle Description
1	Car, Light Van Taxi  	5	Rigid 2 Axle HGV + 2 Axle (Close coupled) Trailer 
1	Light Goods Vehicle 	6	Rigid 3 Axle HGV + 2 Axle Drawbar Trailer 
1	Car or Light Goods Vehicle + 1 Axle Caravan or Trailer  	6	Rigid 3 Axle HGV + 3 Axle Drawbar Trailer 
1	Car or Light Goods Vehicle + 2 Axle Caravan or Trailer  	7	Artic, 2 Axle Tractor + 1 Axle Semi-Trailer 
2	Rigid 2 Axle Heavy Goods Vehicle 	8	Artic, 2 Axle Tractor + 2 Axle Semi-Trailer 
3	Rigid 3 Axle Heavy Goods Vehicle 	9	Artic, 2 Axle Tractor + 3 Axle Semi-Trailer 
3	Rigid 3 Axle Heavy Goods Vehicle 	10	Artic, 3 Axle Tractor + 1 Axle Semi-Trailer 
4	Rigid 4 Axle Heavy Goods Vehicle 	10	Artic, 3 Axle Tractor + 2 Axle Semi-Trailer 
4	Rigid 4 Axle Heavy Goods Vehicle 	11	Artic, 3 Axle Tractor + 3 Axle Semi-Trailer 
5	Rigid 2 Axle HGV + 2 Axle Drawbar Trailer  	12	Bus or Coach, 2 Axle 
5	Rigid 2 Axle HGV + 3 Axle Drawbar Trailer   	12	Bus or Coach, 3 Axle 
5	Rigid 2 Axle HGV + 1 Axle Caravan or Trailer  	13	Vehicle with 7 or more Axles 