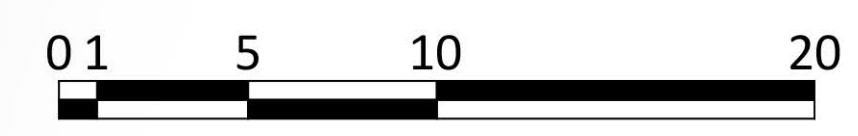
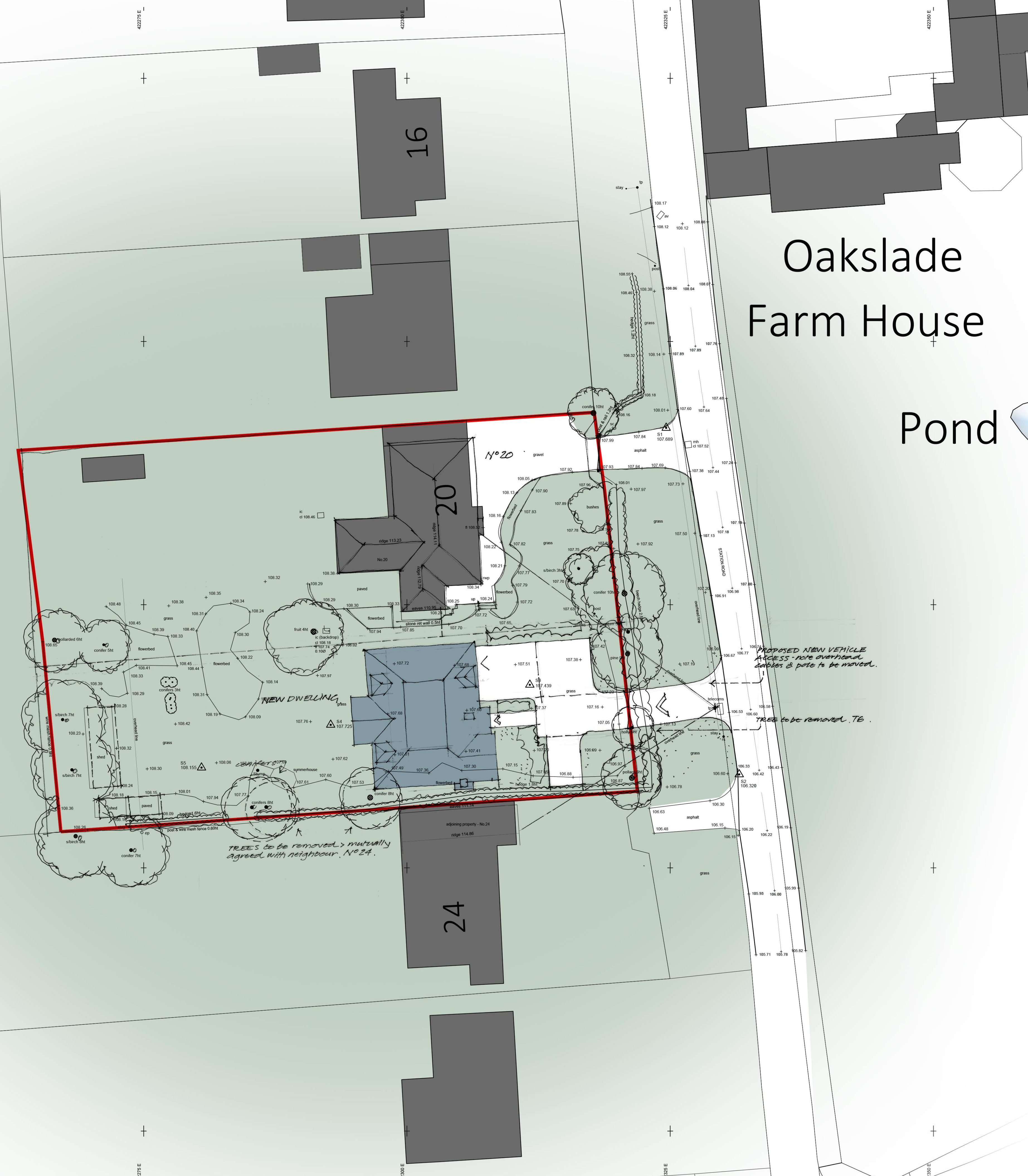
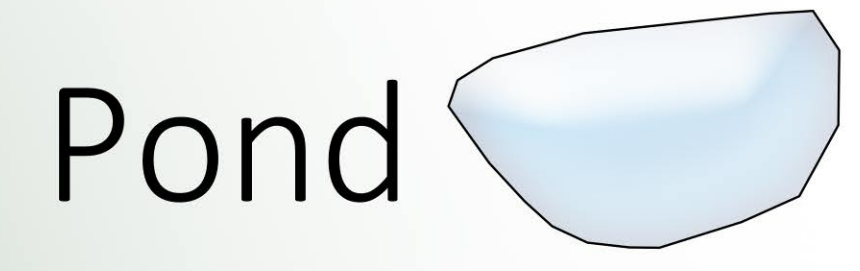


The Builder is to check and verify all buildings and site dimensions, levels and sewer invert levels prior to commencement of work.
 Do not scale off this drawing, work to figured dimensions only.
 This drawing must be read and checked with all appropriate and relevant specialist drawings.
 The Builder is to comply in all respects with the current Building Regulations and latest Codes of Practice.
 Copyright of this drawing and of work executed from it remain the property of BHB Ritchie & Ritchie Ltd.

Oakslade Farm House



Revisions		
No.	Description	Date

20 Station Road, Hatton
 New Residential Development



The Manor House,
 Lichfield Street,
 Tamworth,
 Staffordshire,
 B79 7QF
 +44 (0)1827 62251



Proposed Site Plan

Scale	Date	Drawn	Job	Drawing
1:200	Jan 2022	IDR/BTE	7870	1508