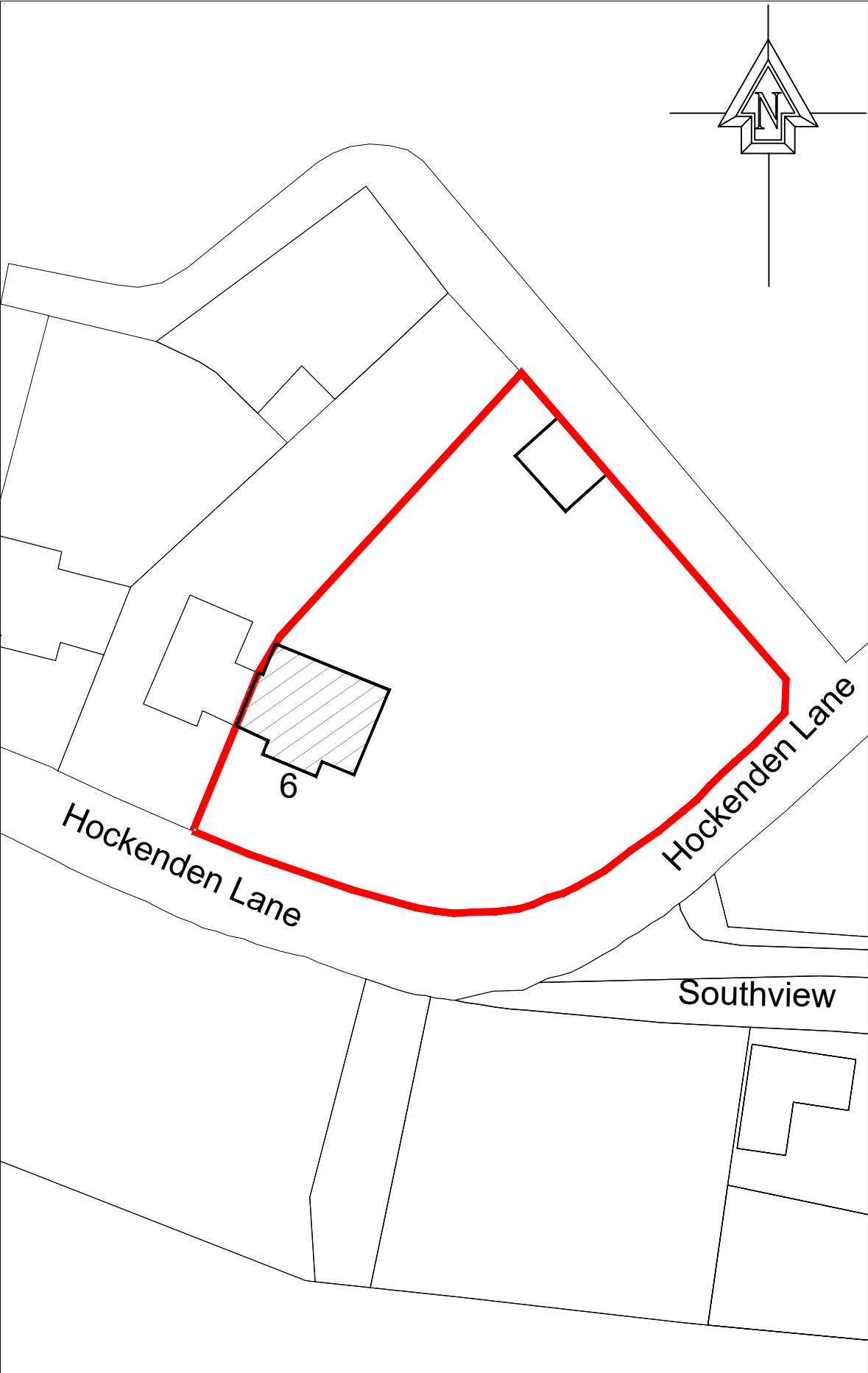
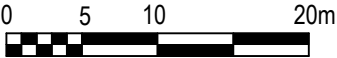



EXISTING BLOCK PLAN
SCALE 1:500



PROPOSED BLOCK PLAN
SCALE 1:500



Scale 1:500

NOTES	
1.	ALL DIMENSIONS ARE IN MILLIMETRES.
2.	THIS DRAWING IS TO BE READ IN CONJUNCTION WITH ALL STRUCTURAL ENGINEERS DRAWINGS, SPECIFICATIONS AND SCHEDULES, AND ANY OTHER CONSULTANT'S DOCUMENTATION AND REPORTS
3.	ANY DISCREPANCIES OR INCONSISTENCIES IN THE INFORMATION SHOULD BE REPORTED DIRECT TO THE ARCHITECT FOR CLARIFICATION AND CONFIRMATION OF INSTRUCTION.
4.	DO NOT SCALE. FROM THIS DRAWING(DRAWINGS MAY BE SCALED FOR LOCAL AUTHORITY AND PLANNING PURPOSES ONLY - ALL DIMENSIONS TO BE CHECKED ON SITE.
5.	ALL NEW MATERIALS AND EXTERNAL SURFACES TO MATCH EXISTING UNLESS OTHERWISE SPECIFIED.

ALL DIMENSIONS MAY VARY ON SITE AND TO BE CHECKED BEFORE COMMENCING WORK.

WORKS PROPOSED IN THESE DRAWINGS ASSUMES DEVELOPER / CLIENT COMPLIANCE WITH RELEVANT HEALTH AND SAFETY (CDM) REGULATIONS AND REQUIREMENTS OF THE PARTY WALL AGREEMENTS OF THE PARTY WALL ETC 1996 CDM SERVICE ARE NOT PROVIDED OF OFFERED BY THE AUTHOR OF THESE DRAWINGS

AGENT & CONTACT:	Allison Franks BA (Hons) MArch franks797@btinternet.com 0777 585 1533
------------------	---

PROJECT:	BLOCK PLAN
DESCRIPTION:	6 KIDDENS HOCKENDEN LANE SWANLEY KENT BR8 7QG

PROJECT No:		054	
DRAWING No:		BR8-BP-01	
REVISION:		00	
SCALE:	1:500	DATE:	28.02.22
PAPER SIZE:	A3	DRAWN:	IB