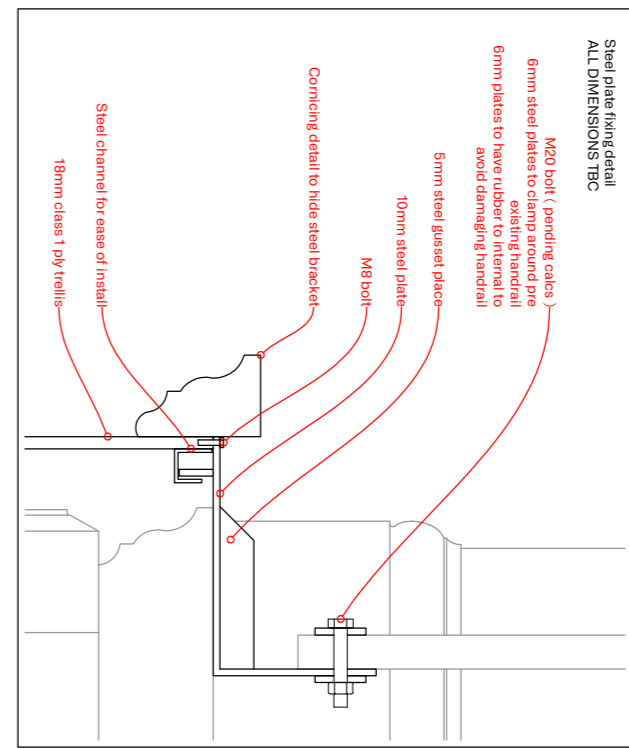
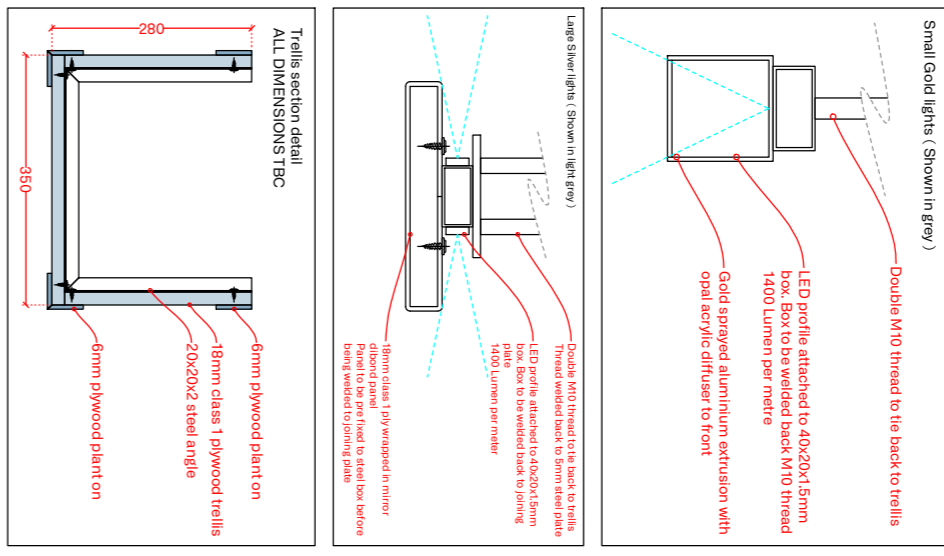


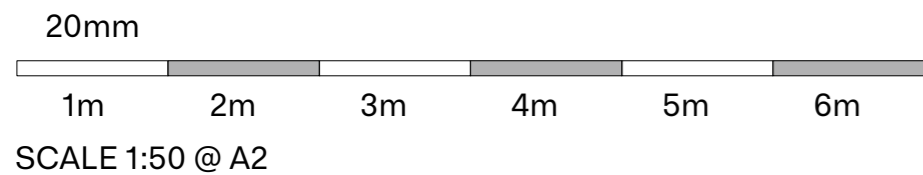
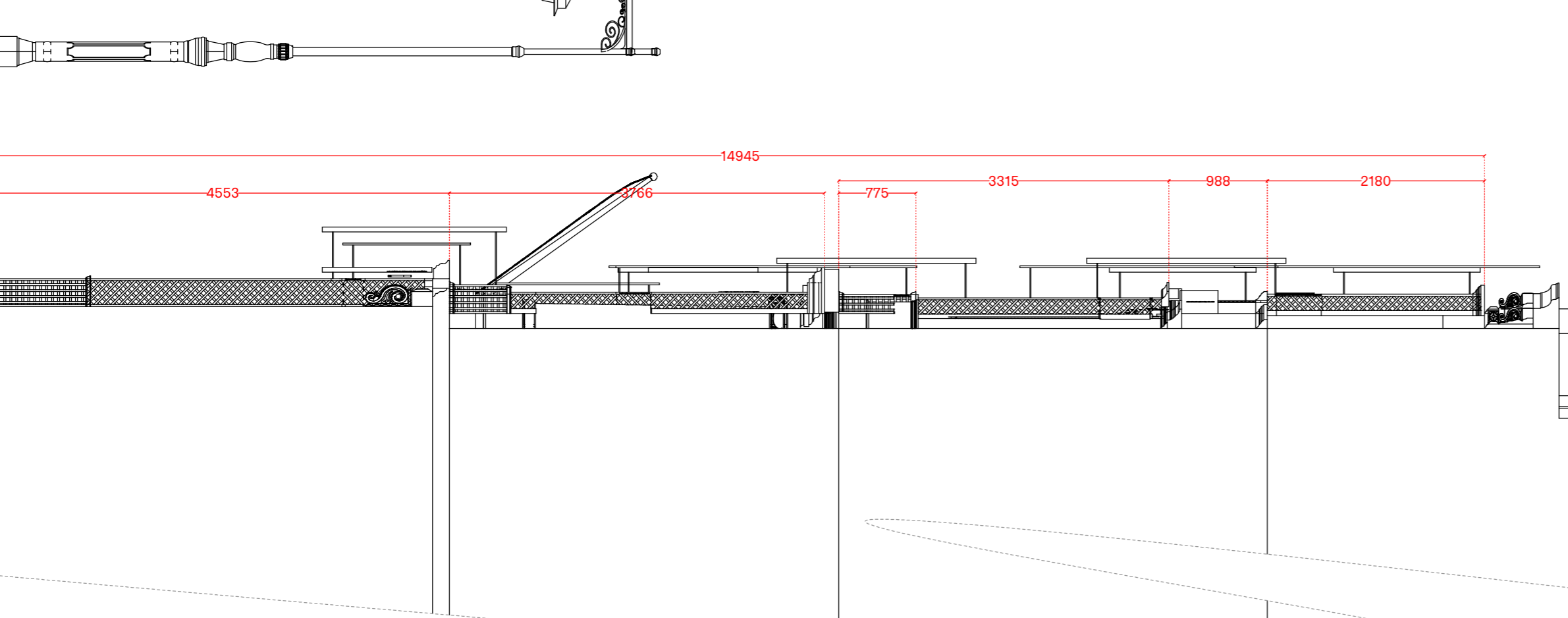
1 FRONT ELEV. 1:50 @ A2

- Uprights to house ballast boxes attached to internal steel frame
- Steel internal frame clad in 18mm Class 1 plywood trellis
- Trellis to be clamped back to pre existing hand rail (ALL FIXING PLATES TO BE FINISHED TO MATCH MASONRY COLOUR)
- LED channel to face on to street (SHOWN IN GREEN)
- LED channel to rear of mirror facade. Light to protrude left and right of mirror facade (SHOWN IN MAGENTA)
- Trellis to be clamped back to pre existing hand rail (ALL FIXING PLATES TO BE FINISHED TO MATCH MASONRY COLOUR)
- Scaffold tie to rear of existing balustrade bolted to custom steel setting out bracket. Specific details to pending survey
- Gold mirror dibond bees to be fixed back to trellis
- Trellis to be clamped back via hook attached from cornice above. Acro prop style clamps to be frictioned fitted between windows to the trellis back to wall (ALL FIXING PLATES TO BE FINISHED TO MATCH MASONRY COLOUR)

ALL DETAILS SUBJECT TO STRUCTURAL CALCUS AND FULL SURVEY



2 SIDE SECTION 1:50 @ A2



MATERIAL	N/A
FINISHES	N/A
S/O STATUS	IN REVIEW
VERSION	VERSION 2
DRAWING DATE	31 - 03 - 2022
CLIENT	SAM WARD STUDIOS
PROJECT	CHAUMET FACADE
INSTALL DATE	TBC/06/2022
SITE ADDRESS	CHAUMET, NEW BOND STREET
PM.	SH.
DESIGNER	EW.

DRAWING NUMBER
14034_100

DRAWING NAME
FACADE OVERVIEW

This drawing is the property of True Staging. Copyright is reserved by them and the drawing is issued on the condition that it is not copied, reproduced or disclosed to any unauthorised person, wholly or in part, without the consent in writing of True Staging. Do not scale off drawing. All dimensions to be verified prior to manufacture and construction. Any discrepancies to be reported immediately.