

LIGHTING SURVEY

GLAMPING SITE

ROWLINGS FARM

HORNSEA ROAD

GREAT HATFIELD

HULL

HU11 4AZ

APPLICATION NUMBER 21/O2668/VAR








Our lighting scheme has been designed with both wildlife and our customers in mind with minimum light pollution to the surrounding countryside.

The glamping site is in a rural area surrounded by nature and wildlife that we would like to protect and encourage more to the area. We have done extensive research into the lights we have chosen to use, to protect the dark sky rural landscape.

Our aim is to help wildlife and their ecosystem, and we very much enjoy seeing the vast array of animals, insects, and the bright stars in the dark night countryside skies. With this chosen lighting they can both be protected, and our guests can very much enjoy the same sights in a safe setting.

Bearing this in mind our guest's safety and security is also important, which would include the elderly and disabled persons in wheelchairs. As our lighting not only protects wildlife but lights the way for our customers surroundings. We have proposed a well thought out lighting scheme for your consideration. The lights we have chosen are fully shielded and downward facing with soft and warm glow bulbs.

The lights are detailed using the below colour key code, they are coloured on the site plan showing the different lights location

-  Pink – site entrance – post mounted solar light
-  Green – driveway and paths – solar floor post with spike
-  Orange – side of pod (ramp) decking lights
-  Blue dot – sign light – downlight – permanent
-  Yellow dot – path entrance – solar flame torch
-  Purple – pod entrance permanent
-  Red – fire alarm point

Hot tub – amber orange fairy lights (enclosed, are not shown on the light map)



● Site entrance



**Ebro Solar Wall  
Light Black W/ PIR**

Modern solar powered wall

- Textured black with white pc diffuser
- On/off push switch activates non-motion and motion
- 110° detection angle, 8m maximum range, 30lm, 120lm, 290lm with a 25 second timer function
- 5.8w integrated LED - 290 lumens
- 3000k warm white

Complete with integrated control gear

5.88W LED (SMD 3528) Warm White (Included)

K: 3000 Lm: 290 Lm/W: 49

IP44

Proj: 187mm H: 90mm W: 160mm

Class 3

2YR Warranty

Weight: 0.5 Kg

● Driveway & paths



**Ebro Solar Post  
Light Black W/ PIR**

Modern solar powered floor post

- Textured black with white pc diffuser
- On/off push switch activates non-motion and motion
- 110° detection angle, 8m maximum range, 30lm, 120lm, 290lm with a 25 second timer function
- 5.8w integrated LED - 290 lumens
- 3000k warm white

Complete with integrated control gear

5.88W LED (SMD 3528) Warm White (Included)

K: 3000 Lm: 290 Lm/W: 49

IP44

H: 500mm W: 160mm D: 202mm

Class 3

2YR Warranty

Weight: 1.1 Kg

● Side of pod ramp lights

**Product Information**




Color: Warm  
LED: SMD2835LED  
IP Rating: IP67  
Power: 0.6W  
Output: 12V

**IP67**  
Waterproof





**【About Deck Lights】** Warm white LED, color temperature: 2800K-3200K, light size: 32 x 23mm. Mounting hole size: 24mm. Cable length: 0.5 m (per lamp). Standard distance between two bulbs: 98cm. Up to 20 concatenations are supported.

**【Safety, Energy Saving and long life】** Our deck lights kits have been certified by CE, FCC and RoHS to ensure product quality and safety. Equipped with a stable and safe 12V power adapter, safe and energy-saving, with a walking pressure of 220 pounds, and a service life of more than 50,000 hours.

**【IP67 Waterproof】** IP67 effectively prevents rainwater from entering the lamp, made of high-quality acrylic/ABS and 304 stainless steel, the lamp body and power supply are filled with glue, fully insulated and waterproof, safe for indoor and outdoor use.

**【Widely Useful】** Bright warm white LED deck light lighting brings an impressive starry sky effect, making you feel sweet and comfortable. It can be installed anywhere you can drill holes such as deck stairs, deck steps, patios, eaves, floors, swimming pools, walkways, kitchens, these deck lights come with a 30-day money-back guarantee, 24-month replacement warranty and, buy with confidence.

● Sign light – downlight – permanent



- **【Modern Design Outside Wall Lights】** External wall light is designed in a modern style that is very classic and elegant, never out of fashion and able to better match various decoration styles. Fully UKCA, CE, ROHS certification.
- **【Dusk Till Dawn Outdoor Single Wall Lamp】** The exterior wall light is equipped with built-in dusk to dawn sensor that comes on when sunset is detected then continue to remain illuminated till sunrise is sensed.
- **【IP44 Waterproof Black Wall Down Lamp】** Rate IP44 protection, perfect for exterior use, protection from splashed water. Ideal for decorating your house and garden or illuminating paths, porch, garage, driveways, stairways.
- **【1x 5W LED Bulbs Included】** 5W AC 220-240V GU10 LED bulb provide 500 lumens of 3000K warm white, which is equivalent to 45W incandescent with 90% less energy use. 120° beam angle can create a great lighting effect for your wall.
- **【Easy Installation】** No transformer required, connect directly to AC 220-240V. Outdoor wall light can be mounted either portrait or landscape to your needs. The outdoor wall light Dimensions: Height 224mm x Width 68mm x Depth 110mm.



● Path entrance – solar flame torch



Illuminate the outdoors with these torch lights. Bring a warm, subtle glow to your garden, the LED bulb emits a flickering candle effect, almost like a real flame. All you need to do is set up these solar powered lights somewhere outside, and let the sun do its work. And with no wiring or battery charging required, it's simple, quick and safe to install.

- Simple quick and safe to install, everything you need is in the box.
- Size H49.5, W10, D10, L49.5cm.
- Post material: plastic.
- Red light emitted.
- No wiring required.
- Integrated LED.
- Bulbs required 36 x LED (included).
- Batteries required: 1 x NiMH Batteries Included.

● Pod entrance permanent



**integral**  
**LED**

Reference ILDEA008

Data sheet

**Lamp Colour:** Warm White/3000K

**IP Rating:** IP65

**Lamp Type:** LED

**Depth (mm):** 112

**Width (mm):** 82

**Length (mm):** 270

**Weight (kg):** 0.675

**Power Consumption:** 7.5W

**Colour / Finish:** Dark Grey

These stylish and compact LED down lights spread a warm glow (3000K) throughout any outdoor space and are weatherproof (IP65) to ensure longevity. Constructed using Die Cast Aluminium with a powder coated finish, this low-energy elliptical wall light is the perfect addition to any garden, driveway or patio. This Down Light is covered by Integral's exceptional 3 year warranty.

**Features**

Optic	Opal Polycarbonate Diffuser
Material	Die Cast Aluminium Body With Powder Coated Finish
Luminaire Fixing	Wall Mounted
Placement/ Application	Outdoor/ General Lighting
Colour	Dark Grey
LED Type	Surface Mounted Device (SMD)
Warranty (Years)	3

● Fire alarm point



## Luxform Alberta LED Solar Wall Light With Standby PIR – (LF0002)

Illuminate your outdoor living space even in remote areas by placing these stylish wall lights in a sunny spot. This solar light is made from durable aluminium and can also be used to provide light sufficient to illuminate walkways and driveways etc. The light has an integral solar panel.

This attractive IP44 rated energy saving LED Solar wall light uses the integral solar panel to recharge the battery throughout daylight hours using free energy from the sun, once charged it will provide up to 8 hours of light. When dusk falls, the light will automatically turn on and turns off again at dawn.

This light features a PIR sensor with standby mode, meaning the light automatically illuminates when movement is detected.

Getting power to an outside wall can be costly and often difficult, this outdoor solar wall light has been specifically designed to avoid these problems, not only that but the light is also extremely easy to install.

Depth (mm): 100

Height (mm): 175

Width (mm): 205

Product Dimensions (mm): 175x205x100

Net weight (kg): 0.468

Lumen Output: 20/100

Luxform Ref: 39187

Batteries: 1x Li-ion 18650 1200 mAh 3.7V

Colour rendering index: Warm White

IP Rating: 44

LED Type: 9x Fixed Softone SMD - Included

Material: Aluminium, Plastic, Metal

## Hot tub – amber orange fairy lights (enclosed)



### **i** DESCRIPTION ^

Our Essential Connect fairy lights are ideal for in and around your home, an excellent value choice for any fairy light lover! With the ability to extend to up to 60m of lights and with simple connectors on the ends of each string, it's incredibly easy to connect them together to create the perfect length. You also have a choice of power source and can opt for the compatible Essential Connect plug (5m lead cable) or battery box (1.5m lead cable), both sold separately. The battery box is powered by 3 x D batteries and features a handy 6 hour timer. These lights have been designed for indoor & occasional outdoor use and aren't suitable for permanent outdoor installation.

- 3 x 10m strings
- Connect up to 60m
- Plug in or battery powered, please select

**Timer:** No

**IP Rating:** IP44

**Location:** Indoor and Outdoor

**Wattage:** 10,8 w

**Number Of Bulbs:** 300

**Bulb Type:** LED

**Bulb Colour:** Warm White

**Colour Temperature (K):** 2500

**Dimmable:** No

**Effect:** Multi Action Static

**Cable Material:** PVC

**Cable Colour:** Clear

**Length of Lights:** 30 m

**Connection Type:** Essential Connect

**Connect Up To:** 60 m

**Lumens:** 4,69lm