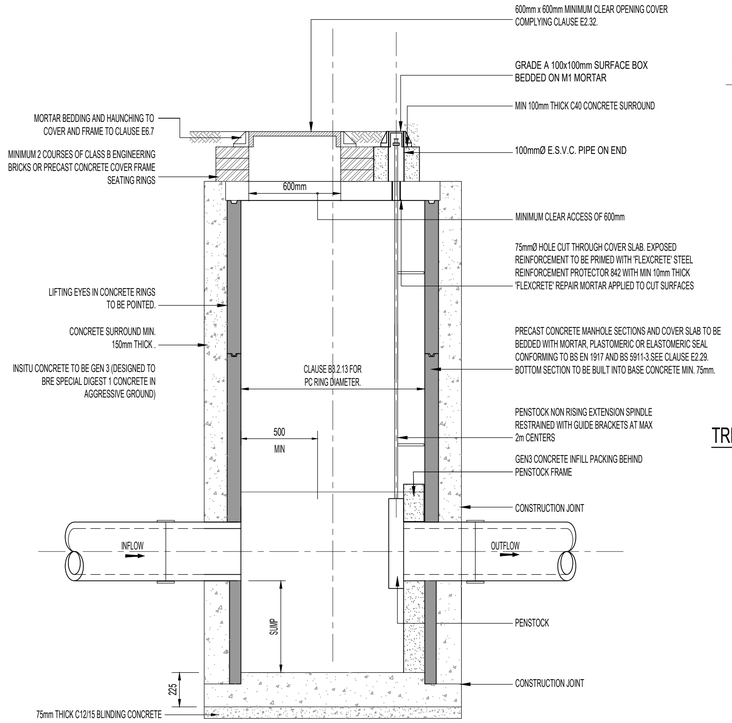

SECTION A - A

SCALE 1:20

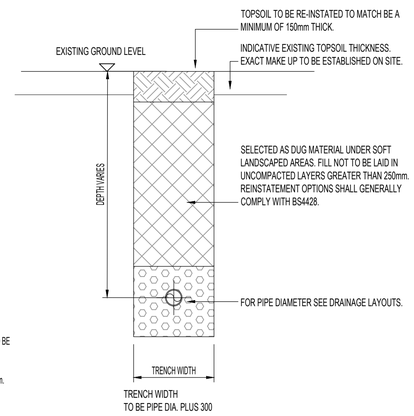

TRENCH RE-INSTATEMENT TO PIPES IN SOFT LANDSCAPING

SCALE 1:20

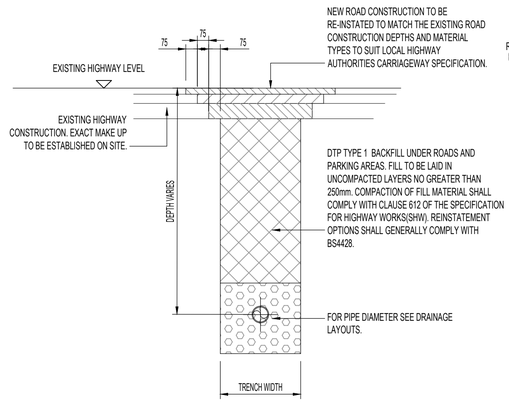

TRENCH RE-INSTATEMENT TO PIPES IN HIGHWAYS

SCALE 1:20

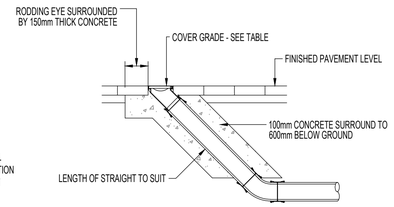

TYPICAL RODDING EYE ACCESS POINT DETAIL

SCALE 1:20

RISING MAINS

WHERE THE PIPE IS A RISING MAIN A WARNING MARKER TAPE CLEARLY DENOTED 'RISING MAIN' TO BE PLACED ON TOP OF PIPE SURROUND FOR FULL WIDTH OF TRENCH.

SUITABLE FILL - THE SUITABLE FILL SHALL BE SUITABLE FOR THE LOCATION AND SHALL BE CAREFULLY COMPACTED TO PROVIDE A STABLE FILL WITHOUT DAMAGING THE PIPE. FILL UNDER SOFT LANDSCAPING TO BE TYPE B MATERIAL COMPACTED IN LAYERS NOT EXCEEDING 250mm THICK.FILL UNDER CAR PARKING AREAS AND PRIVATE ROADS SHALL BE WELL COMPACTED GRADED GRANULAR MATERIAL.

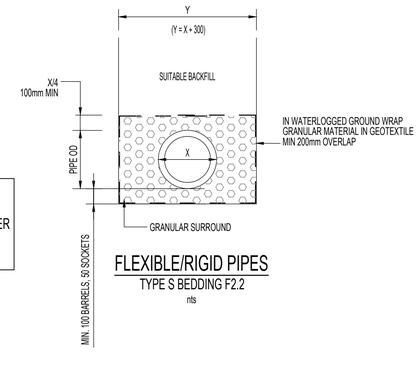

FLEXIBLE/RIGID PIPES

TYPE S BEDDING F2.2

nts

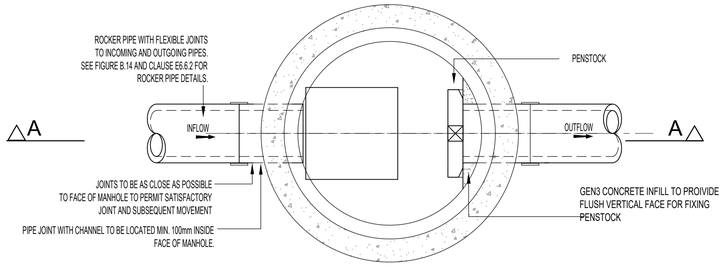

PLAN

SCALE 1:20

NAME CODE: FLOWPENSTOCK

TYPICAL PENSTOCK CHAMBER - TYPE B

(MAX. DEPTH FROM COVER LEVEL TO SOFFIT OF PIPE 3.0m)

ALTERNATIVE CONSTRUCTION TO HAVE NO CONCRETE SURROUND BUT TO HAVE THICKER PC CHAMBER WALLS

CLAUSE E2.32. MANHOLE COVER & FRAMES.

1. MANHOLE COVER AND FRAMES SHALL COMPLY WITH THE RELEVANT PROVISIONS OF BS EN124, BS7903 AND HIGHWAYS AGENCY GUIDANCE DOCUMENT HA 104/09. THEY SHALL BE OF A NON-ROCKING DESIGN WHICH DOES NOT REPLY ON THE USE OF CUSHION INSERTS
2. MANHOLE COVERS ON FOUL-ONLY SEWERS SHALL BE OF LOW LEAKAGE TYPES IN ORDER TO PREVENT EXCESSIVE SURFACE WATER INGRESS.
3. AS A MINIMUM, CLASS D400 COVERS SHALL BE USED IN CARRIAGEWAYS OF ROADS (INCLUDING PEDESTRIAN STREETS) , HARD SHOULDERS AND PARKING AREAS USED BY ALL TYPES OF ROAD VEHICLES
4. MINIMUM FRAME DEPTHS FOR NRSWA ROAD CATEGORIES I TO IV SHALL BE AS TABLE E.6

ROAD TYPE	TRAFFIC CAPACITY	DESCRIPTION	MIN. FRAME DEPTH (mm)
TYPE 0	30-125 msa	TRUNK ROADS & DUAL CARRIAGEWAYS	150
TYPE 1	10-30 msa	ALL OTHER A ROADS	150
TYPE 2	2.5-10 msa	BUS SERVICES	150
TYPE 3	0.5-2.5 msa	ALL OTHER ROADS EXCEPT CUL-DE-SACS	150
TYPE 4	UP TO 0.5 msa	CUL-DE-SACS	100

TABLE E6

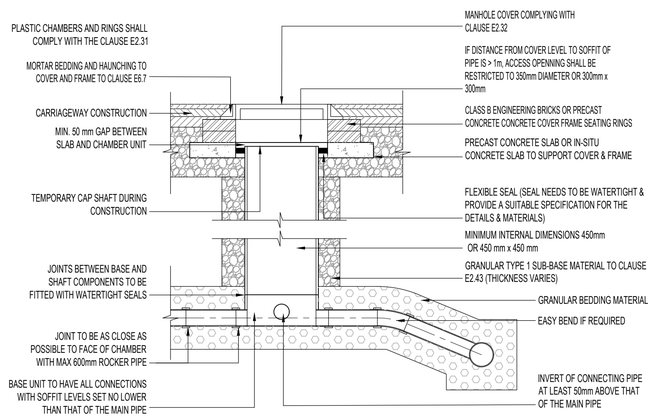

NOTE: WHERE THE ACCESS CHAMBER IS IN THE HIGHWAY THE HIGHWAY AUTHORITY CAN HAVE SPECIFIC REQUIREMENTS

TYPICAL INSPECTION CHAMBER - TYPE D
DEPTH FROM COVER TO SOFFIT OF PIPE UP TO 3m
FLEXIBLE MATERIAL CONSTRUCTION FOR USE IN AREAS SUBJECT TO VEHICLE LOADING

SCALE 1:20

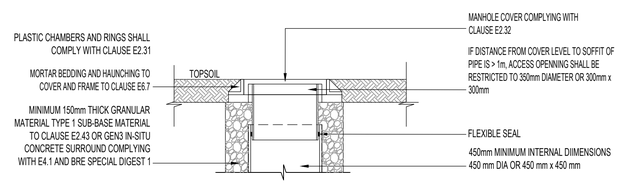

TYPICAL INSPECTION CHAMBER - TYPE D (FLEXIBLE MATERIAL)
ALTERNATIVE TOP DETAILS
SITED IN LANDSCAPE AREAS

SCALE 1:20

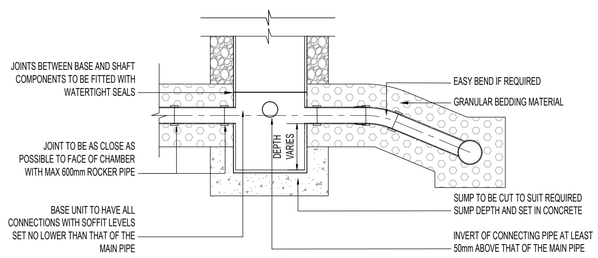

NOTE: WHERE THE ACCESS CHAMBER IS IN THE HIGHWAY THE HIGHWAY AUTHORITY CAN HAVE SPECIFIC REQUIREMENTS

TYPICAL CATCH PIT- TYPE D
DEPTH FROM COVER TO SOFFIT OF PIPE UP TO 3m

SCALE 1:20

Notes:

1. DO NOT SCALE FROM THIS DRAWING.
2. THIS DRAWING IS TO BE READ IN CONJUNCTION WITH ALL OTHER DRAWINGS AND SPECIFICATIONS ASSOCIATED WITH THIS PROJECT.

FOR THE DISCHARGE OF PLANNING CONDITIONS 13 AND 38

Rev	Description	Drn	Chk	Date
A	FOR APPROVAL	SBR	CJM	15.03.22

BdR
Civil & Structural Engineering Consultants
The Old Engine House, Goblands Farm Business Park
Court Lane, Hadlow, Kent. TN11 0DP
Tel 01732 851416
email: engineering@bdr.uk.com

Client
CIVILS CONTRACTING LTD.

Project
FORMER SYNGENTA WORKS,
HAMSTEAD LANE,
YALDING, KENT [BUSINESS PARK]

Drawing
DRAINAGE CONSTRUCTION DETAILS
SHEET 1 OF 2

FOR APPROVAL

Scale @ A1	Date	Drawn by	Checked
-	FEB22	SBR	CJM

Job No.	Drg. No.	Rev
22-0042	C10551	A