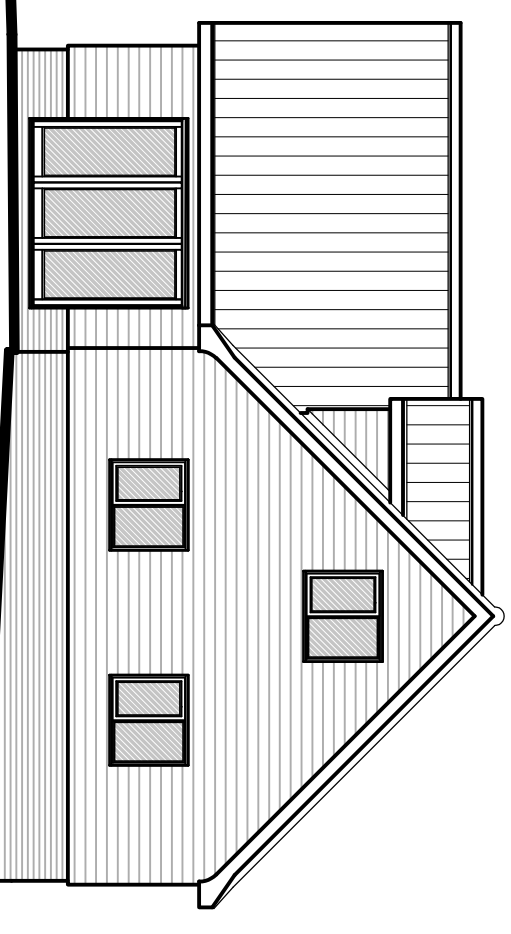


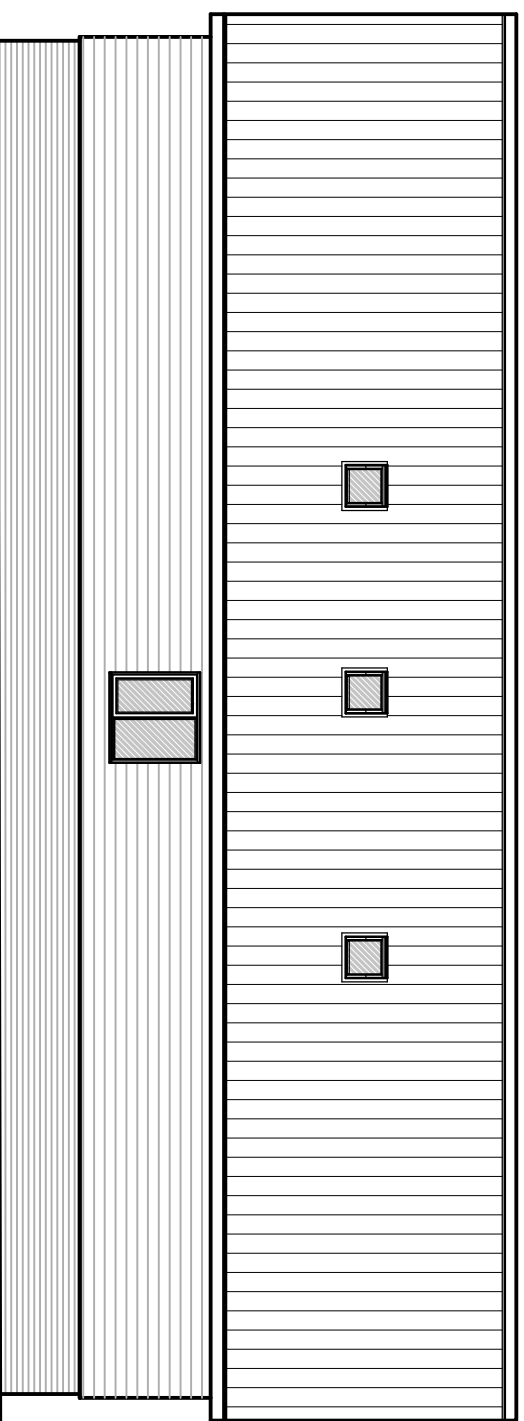
PROPOSED FRONT (SOUTH) ELEVATION (1:100)

New dormer materials to match existing, i.e. Black timber weatherboard/Red/orange clay pantries, Black timber fascias, soffits and bargeboards.

Black windows & doors with acoustic trickle vents. NB. Treble glazing to North, East and West elevations.



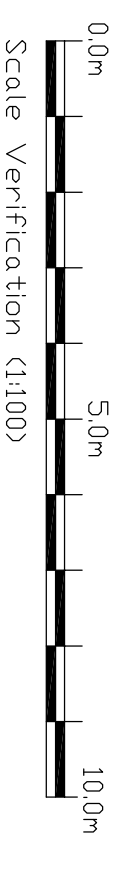
PROPOSED SIDE (EAST) ELEVATION (1:100)



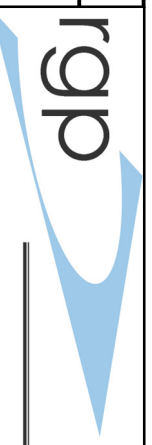
PROPOSED REAR (NORTH) ELEVATION (1:100)



PROPOSED SIDE (WEST) ELEVATION (1:100)



Project Address Greensleeves, Ipswich Road, Stratford St Mary, Colchester, CO7 6PQ.		Drawing Title Proposed Elevations.		Client Mr & Mrs Eagle.		Drawing No. 77021 - PL03		Revision		Date 02/02/22		Scale 1:100 @ A3		Drawn ANR		Tel: 07726 775843 Web Site: www.rgp-de.co.uk Email: admin@rd@rgp-de.co.uk	
Revisions																	



building design & energy consultancy