Revision --

DRAWING No. A021/220/BR/01

DO NOT SCALE DIMENSIONS FROM DRAWING

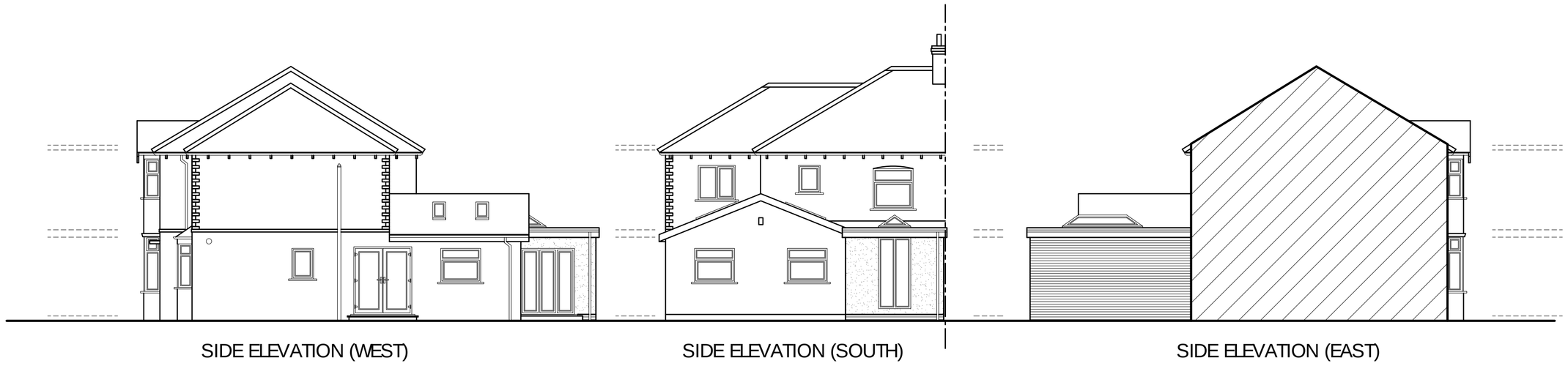

SIDE ELEVATION (WEST) SIDE ELEVATION (SOUTH) SIDE ELEVATION (EAST)

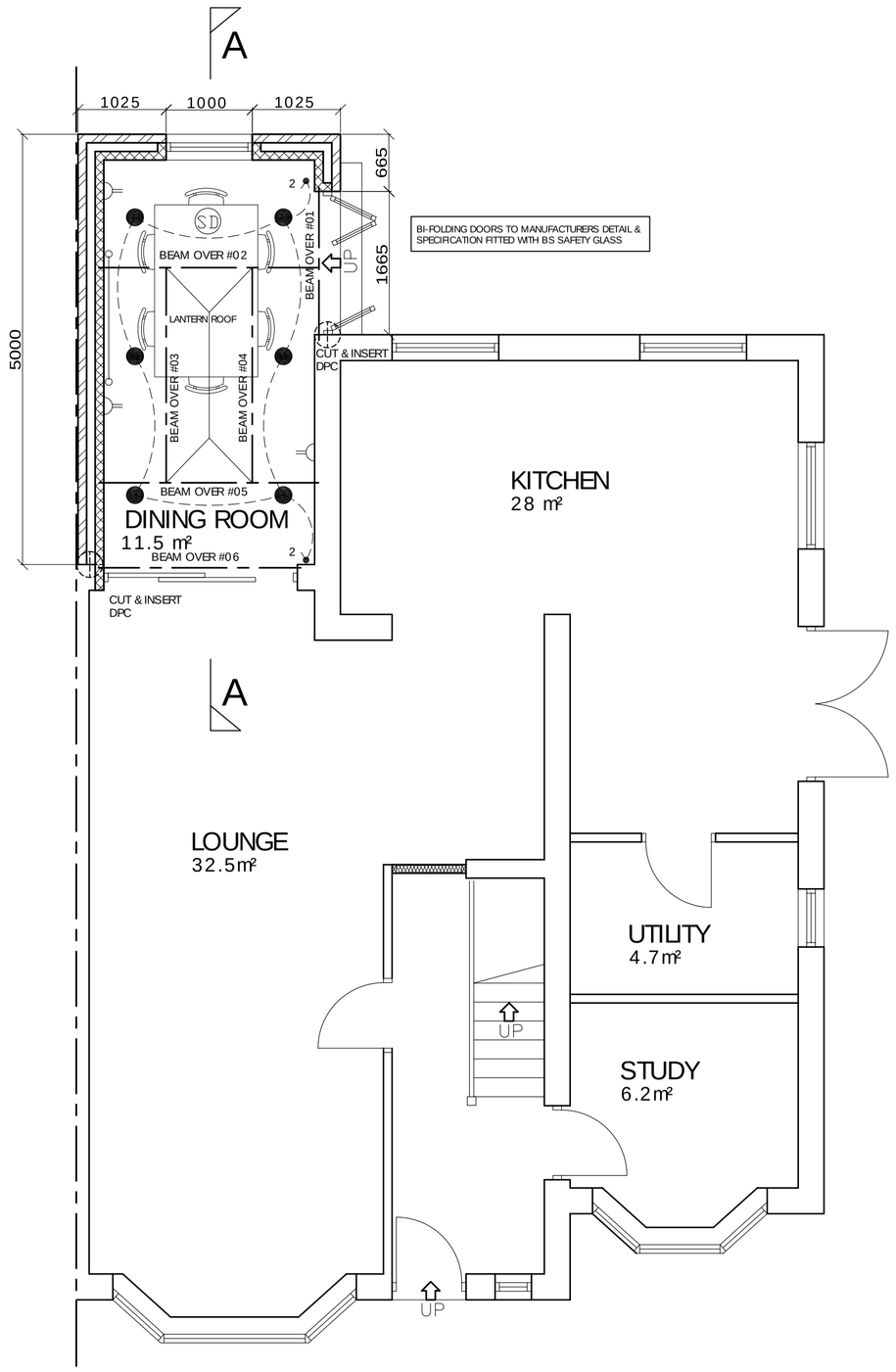

GROUND FLOOR LAYOUT

TOTAL FLOOR AREA 77 m²

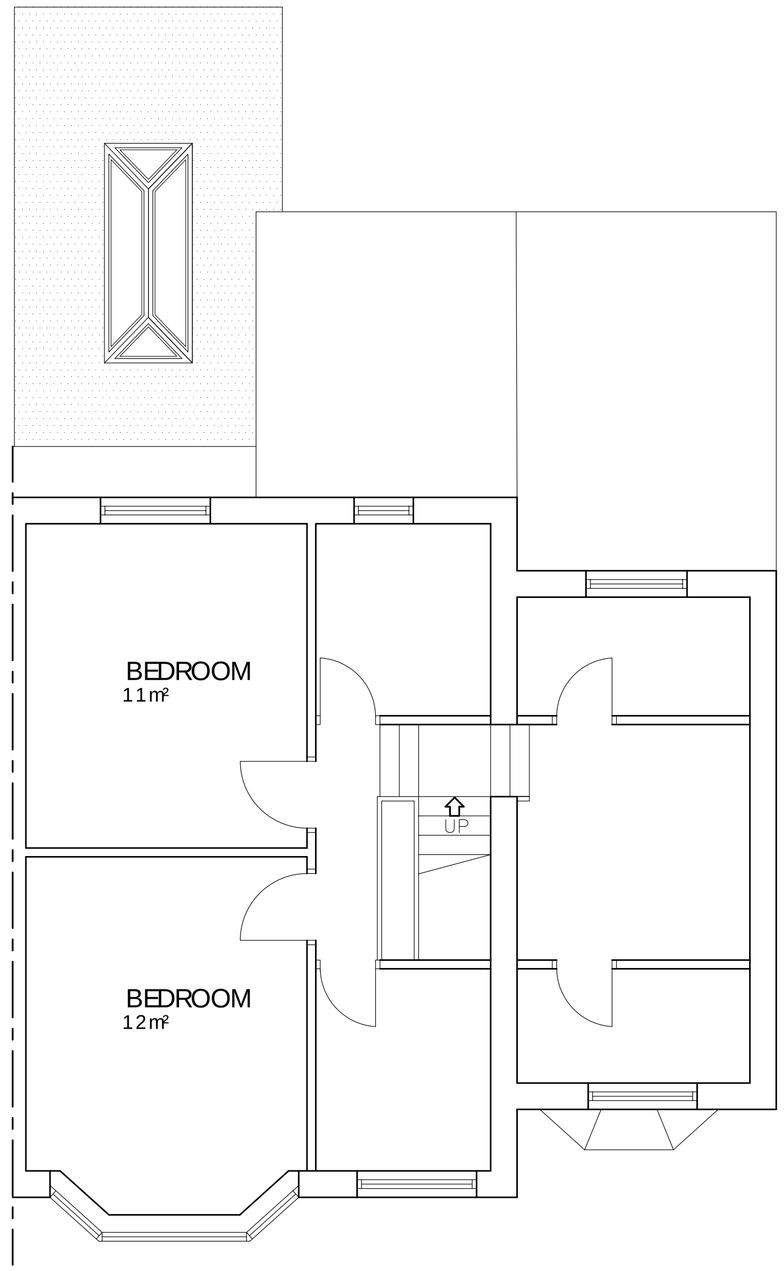

FIRST FLOOR LAYOUT

TOTAL FLOOR AREA 55m²

NOTES

1. ALL DIMENSIONS ARE IN MILLIMETRES.
2. DO NOT SCALE FROM THIS DRAWING.
3. THIS DRAWING IS TO BE READ IN CONJUNCTION WITH ALL OTHER RELATED DRAWINGS AND DOCUMENTS. THE USER SHOULD CONSULT THE DRAWING ISSUE REGISTER FOR DETAILS.
4. THE CONTRACTOR IS TO CHECK AND VERIFY ALL DIMENSIONS ON SITE PRIOR TO COMMENCEMENT OF CONSTRUCTION WORKS.
5. THE ENGINEER/ARCHITECT SHOULD BE CONTACTED IMMEDIATELEY IF THE ASSUMPTIONS USED IN THE DESIGN AND DRAWING PREPARARTION DIFFER TO THAT FOUND ON SITE.

MATERIAL SPECIFICATION
ROOF CLADDING RED CONCRETE TILES
EXTERNAL WALLS ROUGH FACED BRICK
GLAZING WHITE UPVC DOORS WHITE UPVC
FASCIA & EAVES BOARDS BLACK UPVC
RAINWATER GOODS BLACK UPVC GUTTERING BLACK UPVC DOWNPIPES
BOUNDARY WALLS ROUGH FACED RED BRICK

ELECTRICAL KEY

- LOW VOLTAGE SPOTLIGHTS (CEILING MOUNTED NOT RECESSED)
- PENDENT TYPE LIGHT FITTING
- PULL CORD
- LIGHT SWITCH. (ONE WAY)
- 2 LIGHT SWITCH (TWO WAY)
- SINGLE SWITCHED SOCKET (LOW LEVEL)
- 2 DOUBLE SWITCHED SOCKET (LOW LEVEL)
- SINGLE SWITCHED SOCKET (HIGH LEVEL)
- DOUBLE SWITCHED SOCKET (HIGH LEVEL)
- FUSED OUTLET
- COOKER CONTROL UNIT
- T.V AERIAL SOCKET
- SHAVER POINT
- EXTRACT FAN
- GAS POINT
- BATTERY BACK UP. ALL ALARMS INTERLINKED.
- FB FIRE BLANKET
- SD DENOTES: BS3189 INTER LINKED MAINS OPERATED SMOKE ALARM WITH BATTERY BACK UP
- HD INTER LINKED MAINS OPERATED HEAT DETECTOR
- EW DENOTES: ESCAPE WINDOW
- SG DENOTES BS6206 SAFETY GLASS
- OG DENOTES OBSCURED GLASS
- EXP DENOTES EXPANSION JOINT REFER TO DETAIL
- WP DENOTES WIND POST POSITION
- DENOTES 1 HR FIRE DOOR FITTED WITH SELF CLOSERS & INTUMESCENT STRIP
- DENOTES 1/2 HR FIRE DOOR FITTED WITHSELF CLOSERS & INTUMESCENT STRIP

- DENOTES LINE OF STEELWORK OVER
- DENOTES STRUCTURAL WALL IN CONCRETE BLOCK
- DENOTES STRUCTURAL WALL IN BRICK
- DENOTES NON STRUCTURAL STUD WALL
- DENOTES INSULATION

Rev.	Amendments	Date	By

Keystone Design Associates Ltd.

Registered Office
Development House
261 Church Street
Blackpool
FY1 3PB
Tel. No. 01253 649040
Fax. No. 01253 752901
Email : info@keystonedesign.co.uk

PROJECT ADDRESS
39 HOLLY ROAD, BISPHAM
FY1 2SF

PROJECT TITLE
SURVEY

DRAWING TITLE
PROPOSED FLOORPLANS & ELEVATIONS

Client	Scales@A1
SASHA	1:50@A1

Drawn	Checked	Date
DDH		27/08/21

DRAWING No.	Revision
A021/220/BR/01	--

THIS DRAWING & CONTENTS ARE THE PROPERTY OF KEYSTONE DESIGN ASSOC LTD. UNAUTHORISED REPRODUCTION OF THE WHOLE OR ANY PART THERE O INFRINGES COPYRIGHT AND MAY LEAD TO PROSECUTION OF CIVIL PROCEEDINGS.

H:\Documents\Drawings\2021***

This document was created with Win2PDF available at http://www.win2pdf.com.
The unregistered version of Win2PDF is for evaluation or non-commercial use only.