

1-1  
43.65m<sup>2</sup>

VAULT +2025

garage door - 2400 x 2000

side door - 850 x 1920

window - 700 x 1050

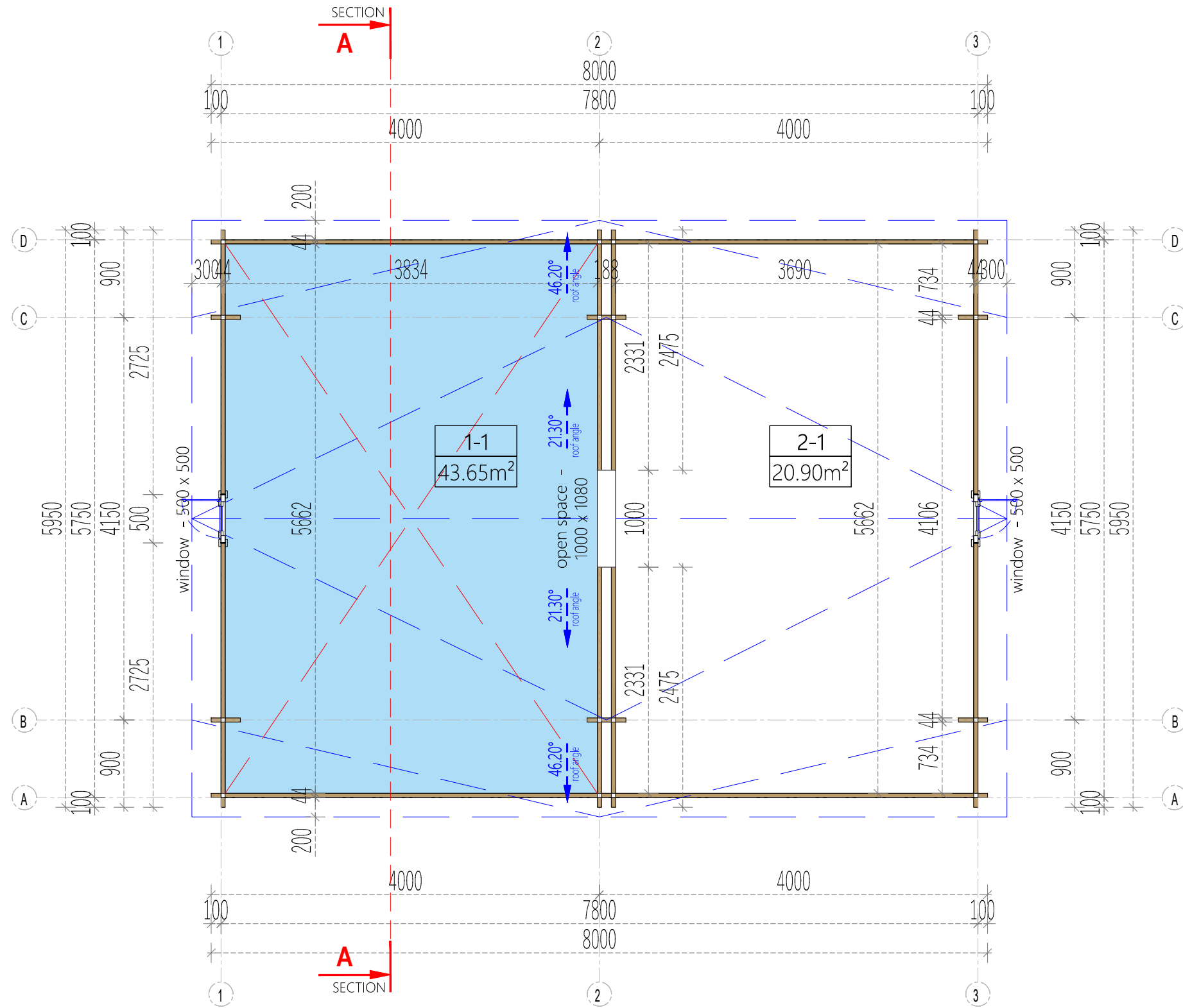
window - 700 x 1050


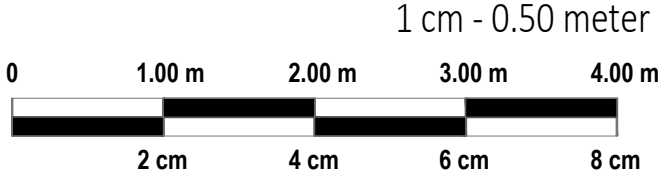
SECTION  
A

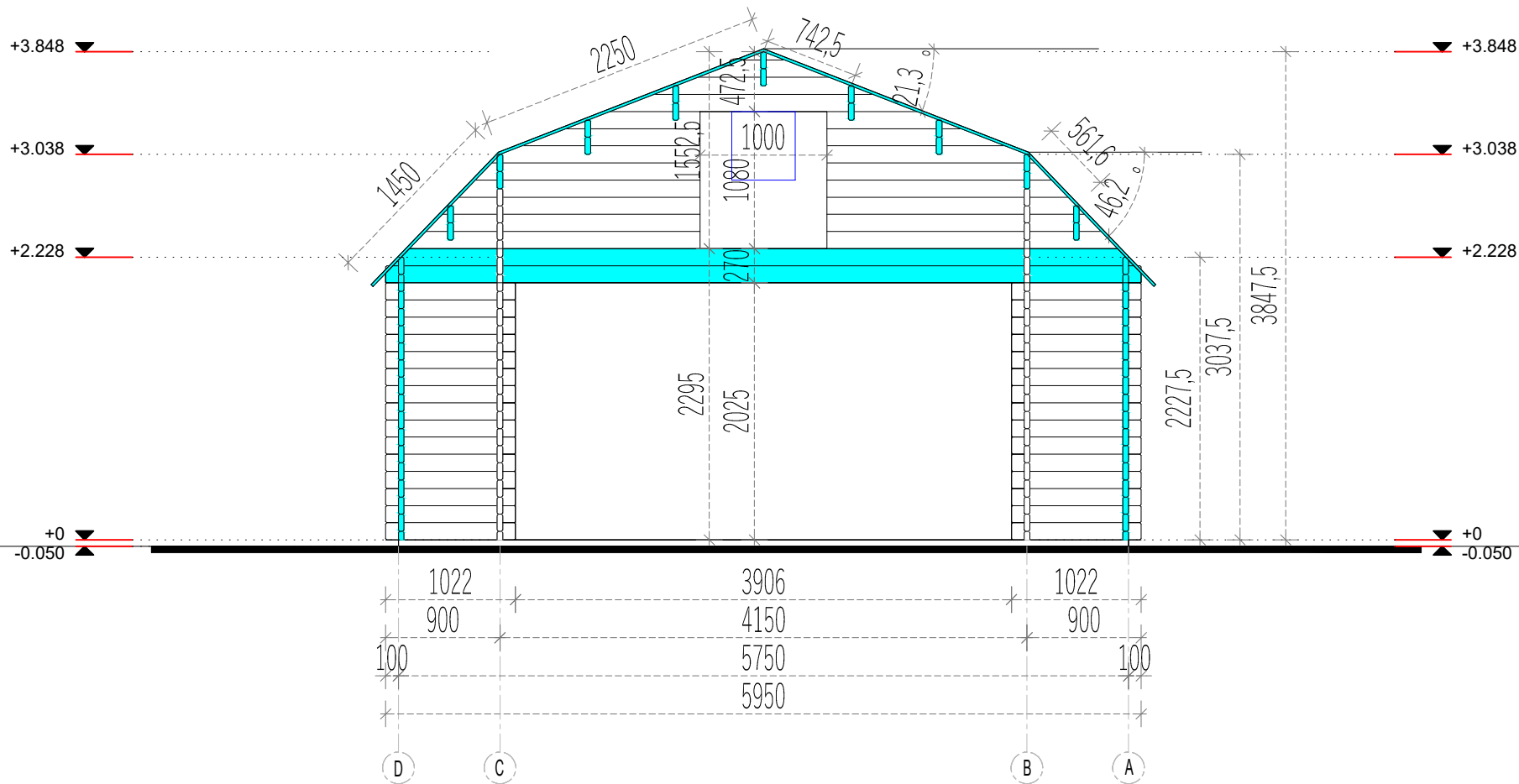
SECTION  
A






Project Nr.				Interior area	<b>64.55 m<sup>2</sup></b>	Wall thickness	<b>44</b>	D.K.	Paper size / scale	A3 / 1:50
L_66166				Built - up area	<b>44.85 m<sup>2</sup></b>	Built height	<b>min</b>	<b>2228</b>		
2020-08-14	Name	Date	Roof angle	<b>21.30°/46.20</b>	<b>max</b>		<b>3848</b>			
			Roof area	<b>62.50 m<sup>2</sup></b>	<b>▲</b>		<b>1620</b>			
				Description	<b>GROUND FLOOR</b>		<b>43.65 m<sup>2</sup></b>			



	Project Nr.		Interior area		<b>64.55 m<sup>2</sup></b>	Wall thickness		<b>44</b>	D.K.	Paper size / scale	A3 / 1:50
	L_66166		Built - up area		<b>44.85 m<sup>2</sup></b>	Built height		<b>min</b>	<b>2228</b>		
	2020-08-14		Roof angle		<b>21.30°/46.20</b>			<b>max</b>	<b>3848</b>		
			Roof area		<b>62.50 m<sup>2</sup></b>			<b>▲</b>	<b>1620</b>		
			Description		<b>FIRST FLOOR</b>		<b>20.90 m<sup>2</sup></b>				



	Project Nr.				Interior area	<b>65.35 m<sup>2</sup></b>	Wall thickness	<b>44</b>	D.K.	Paper size / scale	A4 / 1:50
	L_66166				Built - up area	<b>44.85 m<sup>2</sup></b>	Built height	<b>min</b>	<b>3038</b>	1 cm - 0.50 meter  	
	2020-08-14	Name	Date		Roof angle	<b>21.30°/46.20</b>		<b>max</b>	<b>3848</b>		
					Roof area	<b>62.50 m<sup>2</sup></b>		<b>▲</b>	<b>1620</b>		
					Description			SECTION A-A			

All rights reserved. Any unauthorized changes to the drawing are strictly prohibited.